

APAVISA



**GENERAL
CATALOGUE**






























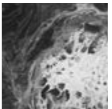



















































2 0 2 3

addiction **n**
tc
design

Index Índice
















A.mano	382	Encaustic	487	Materia	267	Regeneration	193
Alchemy	79	Equinox	171	Materia Solid 2cm	531	Rellik	249
Alchemy Hexagon	463	Equinox Linetop	541	Metal & Nanocorten	108	Rellik Solid 2cm	530
Aluminium	105	Equinox Solid 2cm	532	Metodo	235	Rovere	508
Aluminum & Patina	106	Evolution	208	Metodo Solid 2cm	527	Rust	71
Anarchy	212	Filo	399	Microcement	211	Rust Hexagon	469
Anima	149	Fire	379	Momentum	333	Senso Pre-scored	479
Antico Pre-scored	485	Fire Solid 2cm	528	Mood	139	Senso Solid 2cm	529
Aquarela	221	Fluid	215	Mood Hexagon	468	Simple	548
Aquarela Solid 2cm	528	Fragmenta	111	Nanoarea	206	South	341
Arco	491	Fragmenta 25x100 cm	446	Nanocolors	396	South Hexagon	469
Aria	448	Fragmenta Solid 2cm	527	Nanoconcept	255	Spectrum	396
Artec	203	Free Standing	547	Nanoconcept Hexagon	468	St Vincent	330
Barro	363	Geodas	357	Nanofactory	211	St. Vincent Linetop	544
Basic	549	Glam	65	Nanofantasy	397	Starline Hexagon	455
Berlin Pre-scored	484	Hutton	371	Natura	261	Statuario	315
Beton	210	Hutton Hexagon	466	Neocountry	274	Statuario Linetop	535
Block	548	Hutton Pre-scored	477	Newstone	213	Stonetech	278
Borghini	309	Hutton Solid 2cm	528	Niagra	548	Super White & Black Linetop	545
Burlington	274	Hydraulic	489	North	185	Sybarum	274
Calacatta	539	Ice Jade	321	North Hexagon	468	Tappeto	417
Calacatta Gold	295	Inedita	411	North Pre-scored	483	Tattoo	57
Calacatta Lincoln Linetop	537	Inedita Hexagon	467	North Solid 2cm	531	Tattoo Linetop	539
Calacatta Viola	298	Instinto	177	Object	197	Tattoo Solid 2cm	529
Cassero	119	Intuition Hexagon	461	Object Solid 2cm	532	Terrazzo	360
Cast Iron	85	Ipsum	448	Oldstone	278	Thechnical Information	550
Concept Solid 2cm	530	Junoon	505	Onice	301	Travertino	227
Corten	25	Junoon Solid 2cm	531	Opus Pre-scored	482	Travertino Solid 2cm	526
Craquelle	446	Karakter	509	Orobico	323	Wave Pre-scored	484
Cube Hexagon	466	Karakter Hexagon	467	Orobico Solid 2cm	531	Wild Forest	283
Degradee	165	Karakter Solid 2cm	526	Ozone	127	Wind	349
Dialogo	444	Lamiere	33	Ozone Hexagon	469	Wind Hexagon	470
Dreams	298	Lamiere Solid 2cm	526	Paladio	99	Wind Pre-scored	473
Earth	246	Lava	275	Patagonia	289	Wind Solid 2cm	528
Echo	497	Lifestone	277	Pietra	329	Zinc	43
Elegance	313	Limestone	278	Pietra Linetop	543	Zinc Hexagon	459
Elements	385	Lincon	539	Ponti Pre-scored	484	Zinc Solid 2cm	526
Emotion	155	Majolica Pre-scored	485	Punto Croce Hexagon	469		
Emotion Hexagon	466	Mandala Pre-scored	482	Pvd	94		
Emotion Solid 2cm	527	Marble	326	Quartzstone	276		
















Concrete Cemento

	ANARCHY Green Natural 11 mm 30x60	212		DEGRADEE Blue Decorado 7 mm 60x120 20x120	168		EVOLUTION Moss Lapp & Striato 11 mm 90x90 30x60	208		NANOAREA Brown Reticolato 7 mm 45x90	206		OBJECT Brown Nat & Nonslip 7 mm 90x90 45x90	200		AQUARELA Black Natural 10 mm 100x100 50x100 60x60	224
	ANARCHY Grey Natural 11 mm 90x90 30x60	212		DEGRADEE Red Natural 7 mm 60x120 20x120 45x90	168		Evolution White Natural/ Striato 11 mm 90x90 30x60	208		NANOAREA Taupe Reticolato 7 mm 45x90	206		OBJECT White Nat & Nonslip 7 mm 90x90 45x90 20 mm 50x100 Solid	200		AQUARELA Green Natural 10 mm 100x100 50x100 60x60	224
	ANARCHY Ivory Natural 11 mm 30x60	212		DEGRADEE Red Decorado 7 mm 60x120 20x120 60x150	168		FRAGMENTA Beige Natural 10 mm 50x100 25x100 60x60 12,5x50 8x50 20 mm 50x100 Solid	116		NANOAREA White Bag & Reticolato 7 mm 90x90 45x90 22,5x90	206		OBJECT White Nat & Nonslip 7 mm 90x90 45x90 20 mm 50x100 Solid	200		AQUARELA Red Nat & Nonslip 10 mm 100x100 50x100 60x60 20 mm 50x100 Solid	224
	ANIMA Aqua Natural 7 mm 60x120 45x90	152		EMOTION Beige Natural 10 mm 100x100 50x100 60x60	162		FRAGMENTA Blue Natural 10 mm 50x100 25x100 60x60 12,5x50 8x50	116		NANOFACTURE Grey Natural 7 mm 45x90 15x90	211		OZONE Brown Natural 7 mm 60x120 45x90 60x60 Hexagon	134		AQUARELA White Nat & Nonslip 10 mm 100x100 50x100 60x60	224
	ANIMA Multicolor Natural 7 mm 60x120 45x90	152		EMOTION Grey Nat & Polis 6 mm 120x260 120x120 7 mm 60x120 60x60 10 mm 100x100 50x100 60x60 Hexagon 20 mm 50x100 Solid	162		FRAGMENTA Grey Natural 10 mm 50x100 25x100 60x60 12,5x50 8x50 20 mm 50x100 Solid	116		URBAN Athracite Lappato 11 mm 30x30	213		OZONE Grey Natural 7 mm 60x120 45x90 60x60	134		FLUID Black Polished 6 mm 120x260 120x120 7 mm 90x90 60x60	218
	ANIMA Pink Natural 7 mm 60x120 45x90	152		EMOTION Red Natural 10 mm 100x100 50x100 60x60 Hexagon	162		INSTINTO White Nat & Lapp & Resc 6 mm 120x260 60x260 120x120 7 mm 90x90 45x90	182		URBAN Athracite Lappato 11 mm 30x30	213		OZONE Ivory Natural 7 mm 60x120 45x90 60x60 Hexagon	134		FLUID Multicolor Polished 6 mm 120x260 120x120 7 mm 90x90 60x60	218
	ARTEC Black Natural 7 mm 60x120 30x120	204		EMOTION White Natural 10 mm 100x100 50x100 60x60	162		INSTINTO Taupe Nat & Lapp & Resc 6 mm 120x260 60x260 120x120 7 mm 90x90 45x90	182		CITY Grey Natural 11 mm 30x30	213		OZONE Blue Decor 7 mm 60x60	134			
	ARTEC Black Nat Decor 7 mm 60x120	204		EQUINOX Anthracite Nat & Satin 6 mm 120x260 60x260 120x120 7 mm 60x60	174		MICROCEMENT Grey Nat & Lapp 11 mm 60x120 60x60 30x60	211		NORTH Blue Spat & Rope Decor 10 mm 100x100 50x100	190		OZONE Grey Frame Matt 7 mm 45x120	134			
	BETON Beige Natural 11 mm 30x60	210		EQUINOX Grey Natural & Satin 12 mm 162x324 6 mm 120x260 60x260 120x120 7 mm 60x120 20 mm 50x100 Solid	174		MICROCEMENT Vison Lappato 11 mm 60x120	211		NORTH Grey Spat & Rope & Nonslip 10 mm 100x100 50x100 Hexagon (Black) 20 mm 50x100 Solid	190		OZONE Grey Matt 7 mm 45x120	134			
	BETON Brown Natural 11 mm 30x60	210		EQUINOX White Natural & Satin 6 mm 120x260 60x260 120x120 7 mm 60x60 30x60	174		MOOD Green Nat & Polish 6 mm 120x260 120x120 7 mm 60x120 60x60 10 mm 100x100 50x100 60x60 Hexagon	146		NORTH Sand Spatu & Rope & Nonslip 10 mm 100x100 50x100 Hexagon 20 mm 50x100 Solid	190		OZONE Ivory Frame 7 mm 45x120	134			
	BETON Grey Natural 11 mm 45x90 22,5x90 30x60	210		EVOLUTION Anthracite Lappato 11 mm 30x60	208		MOOD Black Natural 10 mm 100x100 50x100 60x60 30x60	146		NORTH White Spatu & Rope Decor 10 mm 100x100 50x100	190		OZONE Ivory Matt 7 mm 45x120	134			
	CASSERO Anthracite Natural 6 mm 120x300 120x120 60x150 7 mm 60x120 45x90 60x60	124		EVOLUTION Beige Striato 11 mm 30x60	208		MOOD Blue Natural 10 mm 100x100 50x100 60x60 30x60	146		NORTH SAND Decor Solid 2CM 20 mm 50x100 Solid	190		OZONE Patchwork Decor 7 mm 45x120	134			
	CASSERO Grey Natural 6 mm 120x300 120x120 60x150 7 mm 60x120 45x90 60x60	124		EVOLUTION Black Nat & Striato 11 mm 90x90 60x60	208		MOOD Ivory Natural 10 mm 100x100 50x100 60x60 30x60 Hexagon	146		NORTH PATCHWORK Solid 2CM 20 mm 50x100 Solid	190		REGENERATION Black Nat & Lapp 11 mm 90x90 45x90 30x90	194			
	CASSERO White Natural 6 mm 120x300 120x120 60x150 7 mm 60x120 45x90 60x60	124		EVOLUTION Grey Natural 11 mm 90x90	208		MOOD Ivory Natural 10 mm 100x100 50x100 60x60 30x60 Hexagon	146		OBJECT Grey Nat & Nonslip 7 mm 90x90 45x90	200		REGENERATION Grey Nat & Lapp 11 mm 90x90 45x90 30x90 30x60	194			
	DEGRADEE Blue Natural 7 mm 60x120 20x120 45x90	168		EVOLUTION Ivory Striato 11 mm 90x90	208		NANOAREA Black Bag / Reticolato 7 mm 45x90 22,5x90	206		OBJECT Black Nat & Nonslip 7 mm 90x90 45x90	200		REGENERATION White Nat & Lapp 11 mm 90x90 45x90 30x90 30x60	194			











Resin Resina

Stone Piedra
















	BURLINGTON Grey Nat & Lappato 11 mm 45x90 30x60	274
	BURLINGTON Marfil Nat & Lappato 11 mm 45x90 30x60	274
	EARTH Beige Nat & Lappato 7 mm 60x120 30x120 60x60 45x90 15x90	246
	EARTH Blue Nat & Lappato 7 mm 60x120 30x120 60x60 45x90 15x90	246
	EARTH White Nat & Lapp & Nonslip 7 mm 60x120 30x120 60x60 45x90 15x90	246
	LAVA Antracita Nat & Lapp 11 mm 30x60	275
	LAVA Marfil Nat & Lapp & Rigato 11 mm 60x60 30x60	275
	LAVA Negro Lappato 11 mm 60x60	275
	ERGO Grafito Natural 11 mm 45x45	277
	ERGO Marfil Lappato 11 mm 45x45	277
	ERGO Musgo Lappato 11 mm 60x60 45x45	277
	MILLENIUM Beige Nat 11 mm 30x60	278
	MILLENIUM Gris Nat 11 mm 30x60 45x45	278
	MATERIA Beige Flame & Lappato 11 mm 45x90 22.5x90 30x60 20 mm 50x100 Solid	272
	MATERIA Black Flame & Lappato 11 mm 45x90 22.5x90 30x60	272

	MATERIA Grey Nat & Flame & Lapp 11 mm 45x90 22.5x90 30x60 20 mm 50x100 Solid	272
	MATERIA White Nat & Flame & Lapp 11 mm 45x90 22.5x90 60x60 30x60 20 mm 50x100 Solid	272
	MEtoDO Anthracite Nat & Dec & Cune 10 mm 100x100 50x100 60x60	240
	MEtoDO Grana Nat & Dec & Cune 10 mm 100x100 50x100 60x60 20 mm 50x100 Solid	240
	MEtoDO Grey Nat & Dec & Cune 10 mm 100x100 50x100 60x60 20 mm 50x100 Solid	240
	MEtoDO Ivory Nat & Dec & Cune 10 mm 100x100 50x100 60x60 20 mm 50x100 Solid	240
	NANOCONCEPT Anthracite Nat 7 mm 90x90 30x60 20 mm 50x100 Solid	258
	NANOCONCEPT Beige Rigato 7 mm 45x90 15x90 20 mm 50x100 Solid	258
	NANOCONCEPT Black Nat & Rig 7 mm 45x90 15x90	258
	NANOCONCEPT Grey Natural & Rigato & Incrociato & Nonslip 7 mm 45x90 15x90 10 mm Hexagon 20 mm 50x100 Solid	258
	NANOCONCEPT White Natural & Rigato & Incrociato & Nonslip 7 mm 45x90 10 mm Hexagon	258
	NATURA Anthracite Nat & Rigato 7 mm 60x120 60x60 30x60	264
	NATURA Grey Nat & Rigato 7 mm 60x60 30x60	264
	NATURA White Nat & Rigato 7 mm 60x120 30x120 60x60 30x60	264
	NEOCOUNTRY White Natural 11 mm 60x60	274

	BERET Antracita 11 mm 30x60	278
	DOMOTEC Rosa Satin 11 mm 30x60	279
	DOMOTEC Grana Satin 11 mm 30x60	279
	DOMOTEC Beige Satin 11 mm 30x60	279
	DOMOTEC Negro Satin 11 mm 30x60	279
	GÉNESIS Marfil Pulido 11 mm 45x45	280
	GÉNESIS Ocre Satin 11 mm 45x45	280
	GÉNESIS Beige Satin 11 mm 45x45	280
	COLISEO Crema Polis 11 mm 30x60 45x45	280
	EUREKA Ocre Pulido 11 mm 45x45	280
	GRANITEC Beige Polis 11 mm 45x45 30x60	281
	GRANITEC Verde Polis 11 mm 30x60	281
	GRANITEC Marengo Polis 11 mm 30x60	281
	GRANITEC Rosa Polis 11 mm 30x60	281
	HABITAT Beige Lapp 11 mm 30x60 30x30	281






	HABITAT Grafito Lapp 11 mm 30x60	276
	HABITAT Rosso Lapp 11 mm 30x60	276
	RELLIK Beige Nat & Lappato 7 mm 100x100 50x100 60x60 20 mm 50x100 Solid	252
	RELLIK Grey Nat & Lappato 7 mm 100x100 50x100 60x60 20 mm 50x100 Solid	252
	RELLIK White Nat & Lappato 7 mm 100x100 50x100 60x60 20 mm 50x100 Solid	278
	CANYON Verde Natural 11 mm 45x45	278
	SYBARUM White Silk & Scavato 7 mm 60x120 30x120 60x60	274
	TRAVERTINO Blue Nat & Matt 7 mm 60x120 45x120 60x60	232
	TRAVERTINO Navona Nat & Matt 7 mm 60x120 45x120 60x60	232
	TRAVERTINO Titanium Nat & Matt 7 mm 60x120 45x120 60x60	232

Marble Marmol
















	BORGHINI White Polished 6 mm 120x260 60x260 120x120 60x60	310
	CALACATTA Gold Natural 7 mm 60x120 60x60	298
	CALACATTA Gold Scarpaletto 7 mm 45x120 v	298
	CALACATTA Viola Polished 7 mm 100x100 50x100 60x60	298
	DREAMS Blue Polished 7 mm 100x100 50x100 60x60	298
	ELEGANCE White Polished 6 mm 120x260	318
	ICE JADE Green Nat & Polished 6 mm 120x260 120x120 7 mm 60x120	324
	MARBLE Calacatta Polished 7 mm 90x90	326
	MARBLE Jolie Polished 7 mm 90x90	326
	ONICE Ambar Polished 7 mm 90x90 60x60	306
	ONICE Green Polished 6 mm 120x300 120x120 60x150 7 mm 90x90 60x60	306
	ONICE Salmón Nat & Polished 6 mm 120x300 120x120 60x150 7 mm 90x90 60x60	306
	ONICE Ambar Decor Polished 7 mm 90x90 60x60	306
	OROBICO Red Nat & Polished 6 mm 120x260 120x120 7 mm 60x120 60x60 20 mm 50x100 Solid	324
	PATAGONIA Grey Polished 6 mm 120x300 120x120 7 mm 100x100 60x150 50x100 60x60	292

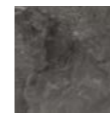










	PATAGONIA Grey Glossy 7 mm 45x120	292
	PIETRA Grey Nat & Polished 12 mm 160x324 6 mm 120x260 60x260 120x120	330
	ST. VINCENT Anthracite Nat & Polished 12 mm 162x324 6 mm 120x260 60x260 120x120	330
	STATUARIO Extra White Nat & Polished 12 mm 162x324 6 mm 120x260 60x260 120x120	318
	Wild Forest Grey Nat & Polished 6 mm 120x260 60x260 120x120 60x120	286

Metal


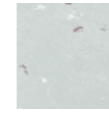













	Alchemy Black Nat & Hammered 7 mm 60x120 30x120 60x60 10 mm 60x60 30x60 Hexagon	82
	Alchemy Blue Nat & Hammered 7 mm 60x120 30x120 60x60 10 mm 60x60 30x60 Hexagon	82
	Alchemy White Nat & Hammered 7 mm 60x120 30x120 60x60 10 mm 60x60 30x60 Hexagon	82
	Aluminum White Spazzolato 7 mm 60x120	106
	Aluminum Gold Spazzolato 7 mm 60x120	106
	Aluminum Cooper Spazzolato 7 mm 60x120	106
	Patina Copper Natural 7 mm 60x120	106
	Cast Iron Black Natural 11 mm 60x120 30x120 60x60 30x60	90
	Cast Iron Oxidum Natural 11 mm 60x120 30x120 60x60 30x60	90
	Cast Iron White Natural 11 mm 60x120 30x120 60x60 30x60	90
	CORTEN Copper Nat & Lapp & Resc 7 mm 50x100 60x60 30x60	30
	CORTEN Titanium Nat & Lapp & Resc 7 mm 50x100 60x60 30x60	30
	CORTEN White Nat & Lapp & Resc 7 mm 50x100 60x60 30x60	30
	GLAM Silver Rose 7 mm 45x120	68
	GLAM Green Rose 7 mm 45x120	68


	LAMIERE Blue Natural 10 mm 100x100 50x100 60x60 20 mm 50x100 Solid	40
	LAMIERE Green Natural 10 mm 100x100 50x100 60x60	40
	LAMIERE White Natural 10 mm 100x100 50x100 60x60 20 mm 50x100 Solid	40
	Metal Cooper Nat & Lappato 11 mm 60x120 60x60 30x60 5 mm 45x90	108
	Metal Titanium Nat & Lappato 11 mm 60x120 60x60 30x60 5 mm 45x90	108
	PALADIO Cobalt Decor 7 mm 45x120	102
	PALADIO Gold Decor 7 mm 45x120	102
	PALADIO Ochre Decor 7 mm 45x120	102
	PALADIO Titanium Decor 7 mm 45x120	102
	PALADIO White Decor 7 mm 45x120	102
	BORGHINI Gold Geometry Glossy 7 mm 45x120	94
	BORGHINI Gold Leaf Glossy 7 mm 45x120	94
	ONICE Gold Boiserie Glossy 7 mm 45x120	94
	ONICE Bronze Boiserie Glossy 7 mm 45x120	94
	ONICE Silver Boiserie Glossy 7 mm 45x120	94

	PULPIS Silver Tasselato Lappato 7 mm 45x120	94
	ELEMENTS Gold Crack Glossy 7 mm 45x120	95
	ELEMENTS Bronze Crack Glossy 7 mm 45x120	95
	ELEMENTS Silver Crack Glossy 7 mm 45x120	95
	ELEMENTS Flower Gold 7 mm 45x120	95
	ELEMENTS Flower Silver 7 mm 45x120	95
	Cast Iron Gold Natural 11 mm 30x60 10x30	96
	Cast Iron Silver Natural 11 mm 30x60 10x30	96
	Alchemy Gold Hammered 7 mm 30x60	96
	Alchemy Silver Hammered 7 mm 30x60	96
	FILO Gold Natural 30x60 7 mm 30x60	96
	FILO Silver Natural 30x60 7 mm 30x60	96
	RUST Green Nat & Lappato 10 mm 100x100 50x100 60x60 30x60 Hexagon	76
	RUST Titanium Nat & Lappato 10 mm 100x100 50x100 60x60 30x60 Hexagon	76
	RUST White Nat & Lappato 10 mm 100x100 50x100 60x60 30x60 Hexagon	76

	TATTOO Black Decor & Nonslip 7 mm 120x260 120x120 90x90 30x60 20 mm 50x100 Solid	62
	TATTOO Oxidum Decor 7 mm 120x260 120x120 90x90 45x90 12 mm 162x324 30x60	62
	TATTOO Oxidum Decor & Nonslip 7 mm 120x260 120x120 90x90 45x90 30x60	62
	ZINC Cooper Nat & Skin 6 mm 120x260 120x120 30x60 7 mm 60x120 60x60 30x60	52
	ZINC Black Natural 6 mm 120x260 120x120 30x60 7 mm 60x120 60x60 30x60	52
	ZINC Green Nat & Polis & Skin 6 mm 120x260 120x120 30x60 7 mm 60x120 60x60 30x60 10 mm Hexagon 20 mm 50x100 Solid	52
	ZINC Green Crack 7 mm 45x120	54
	ZINC Green Gold Crack 7 mm 45x120	54
	ZINC Green Matt 7 mm 45x120	54
	ZINC White Crack 7 mm 45x120	54
	ZINC White Matt 7 mm 45x120	54

Terrazzo






	GEODAS Beige Natura & Deco 10 mm 50x100 60x60	358
	GEODAS Green Natura & Deco 10 mm 50x100 60x60	358
	GEODAS Grey Natura & Deco 10 mm 50x100 60x60	358
	MOMENTUM Beige Natural 10 mm 100x100 60x60	338
	MOMENTUM Blue Natural 10 mm 100x100 60x60	338
	MOMENTUM Multicolor Natural 10 mm 100x100 60x60	338
	MOMENTUM White Natural 10 mm 100x100 60x60	338
	SOUTH Green Natural 10 mm 100x100 60x60 Hexagon	346
	SOUTH Grey Natural 10 mm 100x100 60x60 Hexagon	346
	SOUTH Pink Natural 10 mm 100x100 60x60 Hexagon	346
	SOUTH Whita Natural 10 mm 100x100 60x60 Hexagon	346
	Terrazzo Moss Natural 11 mm 30x30	360
	Terrazzo Black Decor 11 mm 30x30	360
	WIND Grey Natural & Nonslip 10 mm 100x100 25x100 60x60 10 mm Hexagon 20 mm 50x100 Solid	354
	WIND Ivory Nat & Geometry & Nonslip 10 mm 100x100 25x100 60x60 10 mm Hexagon 20 mm 50x100 Solid	354

	WIND Ochre Natural 10 mm 100x100 25x100 60x60	354
	WIND Moss Natural & Decor 10 mm 100x100 25x100 60x60 10 mm Hexagon	354
	WIND Red Natural 10 mm 100x100 25x100 60x60	354
















Cotto








	Amano Black Decor 11 mm 30x30	382
	Amano Grey Decor 11 mm 30x30	382
	Amano Rosso Natural & Decor 11 mm 30x30	382
	Amano White Decor 11 mm 30x30	382
	BARRO Beige Natural 7 mm 60x120 10 mm 100x100 0x100 60x60 12,5x50 8x50	368
	BARRO Brown Natural 7 mm 60x120 10 mm 100x100 0x100 60x60 12,5x50 8x50	368
	BARRO Black Natural 7 mm 60x120 10 mm 100x100 0x100 60x60 12,5x50 8x50	368
	BARRO Grey Natural 7 mm 60x120 10 mm 100x100 0x100 60x60 12,5x50 8x50	368
	FIRE Beige Natural & Nonslip 10 mm 100x100 25x100	380
	FIRE Blue Natural 10 mm 25x100	380
	FIRE ROSSO Nat & Nonslip & Decor 10 mm 100x100 25x100 20 mm 50x100 Solid	380
	FIRE ROSSO Solid 2CM 20 mm 50x100 Solid	380
	HUTTON BLUE Natural 10 mm 50x100 60x60	XX
	HUTTON Orage Natural 10 mm 50x100 60x60	376
	HUTTON Rosso Nat & Nonslip 10 mm 50x100 60x60 Hexagon 20 mm 50x100 Solid	376

Hydraulic













	Encaustic Cross Decor Lappato 11 mm 30x30	488
	ENCAUSTIC Coal Decor Lappato 11 mm 30x30	488
	ENCAUSTIC Graphite Decor 11 mm 30x30	488
	ENCAUSTIC Grey Natural 11 mm 30x30	488
	ENCAUSTIC White Decor Lappato 11 mm 30x30	488
	HYDRAULIC Blue Natural 11 mm 30x30	489
	HYDRAULIC Black Natural 11 mm 30x30	489
	HYDRAULIC Patchwork Natural 11 mm 30x30	489
	HYDRAULIC Grey Natural 11 mm 30x30	489

Solid Colors


	ELEMENTS Eden Colors 7 mm 45x120	394
	ELEMENTS Cobalt Frame 7 mm 45x120	392
	ELEMENTS Cobalt Spike 7 mm 45x120	393
	ELEMENTS Flowers Colors 7 mm 45x120	394
	ELEMENTS Flowers Lux 7 mm 45x120	394
	ELEMENTS Jungle Colors 7 mm 45x120	394
	ELEMENTS Jungle Lux 7 mm 45x120	394
	ELEMENTS White Crack Glossy 7 mm 45x120	392
	ELEMENTS White Frame Matt 7 mm 45x120	392
	ELEMENTS White Glossy 7 mm 45x120	392
	ELEMENTS White Matt 7 mm 45x120	392
	ELEMENTS White Snow Matt 7 mm 45x120	393
	ELEMENTS Snow Spike Matt 7 mm 45x120	393
	ELEMENTS Black Natural 10 mm 60x60	395
	ELEMENTS White Natural 10 mm 60x60	395

	NANOCOLORS Grey Natural 5 mm 45x90 22,5x90	396
	NANOCOLORS Black Natural 5 mm 30x60	396
	NANOFANTASY Brown Nat & Sound 5 mm 30x90	397
	NANOFANTASY Grey Natural 5 mm 30x90	397
	NANOFANTASY White Natural 5 mm 30x90	397
	SPECTRUM Black Pulido & Satin 11 mm 60x60 30x60	396
	SPECTRUM Olive Pulido 11 mm 30x60	396
	SPECTRUM White Pulido & Satin 11 mm 60x60 30x60	396

Woods

























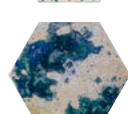
















	ARCO Beige Nat & Decor 10 mm 25x100	500
	ARCO Brown Natural 10 mm 25x100	500
	ARCO Maple Nat & Decor & Nonslip 10 mm 25x100	500
	ECHO Ash Natural & Nonslip 10 mm 25x100	500
	ECHO Brown Natural 10 mm 25x100	500
	ECHO Gold Natural 10 mm 25x100	500
	ECHO Silver Natural 10 mm 25x100	500
	JUNOON Beige Natural 6 mm 120x260 30x260 20 mm 50x100 Solid	506
	JUNOON Maple Natural 6 mm 120x260 30x260 20 mm 50x100 Solid	506
	KARACTER Multicolor Natural 10 mm 16x100 Hexagon 20 mm 50x100 Solid	512
	KARACTER White Natural 10 mm 16x100	512
	ROVERE Black Decapé 11 mm 45x90 22,5x90	506

Textile

	FILO Black Natural 7 mm 60x120 60x60 30x60	409
	FILO Blue Natural 7 mm 60x120 30x60	409
	FILO Beige Natural 7 mm 60x120 60x60 30x60	409
	FILO Grey Natural 7 mm 60x120 60x60 30x60	409
	FILO Green Natural 7 mm 60x120 60x60 30x60	409
	FILO White Natural 7 mm 60x120 30x60	409
	INEDITA Beige Natural 10 mm 100x100 50x100 30x30	414
	INEDITA Blue Natural 10 mm 100x100 50x100 Hexagon 30x30	414
	INEDITA White Natural 10 mm 100x100 50x100 Hexagon 30x30	414
	TAPPETO Blue Natural 7 mm 50x100 60x60	418
	TAPPETO Ivory Natural 7 mm 50x100 60x60	418
	TAPPETO Red Natural 7 mm 50x100 60x60	418







































Hexagon

Hexágono















	ALCHEMY Blue Natural 10 mm Hexagon	466		MOOD Ivory Decor 10 mm Hexagon	468		STARLINE White Natural 10 mm Hexagon	469
	ALCHEMY White Natural 10 mm Hexagon	466		MOOD Green Natural 10 mm Hexagon	468		SOUTH Pink Natural 10 mm Hexagon	469
	CUBE Blue Natural 10 mm Hexagon	466		MOOD Green Decor 10 mm Hexagon	468		SOUTH Green Natural 10 mm Hexagon	469
	CUBE Red Natural 10 mm Hexagon	466		NANOCONCEPT Grey Nonslip 10 mm Hexagon	468		SOUTH Grey Natural 10 mm Hexagon	469
	EMOTION Grey Natural 10 mm Hexagon	466		NANOCONCEPT White Nonslip 10 mm Hexagon	468		SOUTH White Natural 10 mm Hexagon	469
	EMOTION Red Natural 10 mm Hexagon	466		NORTH Black Decor 10 mm Hexagon	468		WIND Grey Nat & Nonslip 10 mm Hexagon	470
	HUTTON Rosso Natural 10 mm Hexagon	466		NORTH Sand Noslip & Decor 10 mm Hexagon	468		WIND Ivory Nat & Nonslip 10 mm Hexagon	470
	HUTTON Classic Decor 10 mm Hexagon	466		OZONE Brown Decor 10 mm Hexagon	469		WIND Moss Natural 10 mm Hexagon	470
	HUTTON Raku Decor 10 mm Hexagon	466		PUNTO CROCE Black Decor 10 mm Hexagon	469		ZINC Green Natural 10 mm Hexagon	470
	INEDITA Blue Natural 10 mm Hexagon	467		PUNTO CROCE White Natural 10 mm Hexagon	469		ZINC Green - Stamps - Mix Decor 10 mm Hexagon	470
	INEDITA White Decor 10 mm Hexagon	467		RUST Green Natural 10 mm Hexagon	469		ZINC Silver - Stamps - Mix Decor 10 mm Hexagon	470
	INTUITION White Natural 10 mm Hexagon	467		RUST Titanium Natural 10 mm Hexagon	469			
	INTUITION Black Natural 10 mm Hexagon	467		RUST White Natural 10 mm Hexagon	469			
	KARACTER Vintage Natural 10 mm Hexagon	467		STARLINE Blue Natural 10 mm Hexagon	469			
	MOOD Ivory Natural 10 mm Hexagon	468		STARLINE Black Natural 10 mm Hexagon	469			

Solid 2 Cm

Sólido 2 Cm
















	AQUARELA Red Solid 2 cm 20 mm 50x100 Solid	528		LAMIERE White Solid 2CM 20 mm 50x100 Solid	526		RELLIK White Natural Solid 2 cm 20 mm 50x100 Solid	530
	CONCEPT Anthracite Solid 2 cm 20 mm 50x100 Solid	530		MATERIA White Solid 2 cm 20 mm 50x100 Solid	531		SENSO Green Solid 2 cm 20 mm 50x100 Solid	529
	CONCEPT Grey Solid 2 cm 20 mm 50x100 Solid	530		MATERIA Grey Solid 2 cm 20 mm 50x100 Solid	5313		TATTOO Black Solid 2CM 20 mm 50x100 Solid	529
	CONCEPT Beige Solid 2 cm 20 mm 50x100 Solid	530		MATERIA Beige Solid 2 cm 20 mm 50x100 Solid	531		TRAVERTINO Titanium Solid 2CM 20 mm 50x100 Solid	526
	EMOTION Grey Solid 2 cm 20 mm 50x100 Solid	527		MEtoDO Grey Solid 2 cm 20 mm 50x100 Solid	527		TRAVERTINO Navona Solid 2CM 20 mm 50x100 Solid	526
	EQUINOX Grey Solid 2 cm 20 mm 50x100 Solid	532		MEtoDO Ivory Solid 2 cm 20 mm 50x100 Solid	527		WIND Grey Solid 2CM 20 mm 50x100 Solid	528
	FIRE Multicolor Solid 2 cm 20 mm 50x100 Solid	528		MEtoDO Grana Solid 2 cm 20 mm 50x100 Solid	527		WIND Ivory Solid 2CM 20 mm 50x100 Solid	528
	FIRE Rosso Solid 2 cm 20 mm 50x100 Solid	528		NORTH Grey Solid 2CM 20 mm 50x100 Solid	529		ZINC Green Solid 2CM 20 mm 50x100 Solid	526
	FRAGMENTA Grey Solid 2CM 20 mm 50x100 Solid	527		NORTH Sand Solid 2CM 20 mm 50x100 Solid	529			
	FRAGMENTA Beige Solid 2CM 20 mm 50x100 Solid	527		NORTH Sand Decor Solid 2CM 20 mm 50x100 Solid	529			
	HUTTON Rosso Solid 2 cm 20 mm 50x100 Solid	528		NORTH Patchwork Solid 2CM 20 mm 50x100 Solid	529			
	JUNOON Beige Solid 2 cm 20 mm 50x100 Solid	531		OBJECT White Solid 2 cm 20 mm 50x100 Solid	532			
	JUNOON Maple Solid 2 cm 20 mm 50x100 Solid	531		OROBICO Red Solid 2CM 20 mm 50x100 Solid	531			
	KARACTER Multicolor Solid 2 cm 20 mm 50x100 Solid	526		RELLIK Beige Natural Solid 2 cm 20 mm 50x100 Solid	530			
	LAMIERE Blue Solid 2CM 20 mm 50x100 Solid	526		RELLIK Grey Natural Solid 2 cm 20 mm 50x100 Solid	530			








25 x 100 CM 10" x 40"

	ARIA Black Decorado 10 mm 25X100 12,5X50 8X50	448
	ARIA Black Natural 10 mm 25X100 12,5X50 8X50	448
	ARIA Oxidum Decorado 10 mm 25X100 12,5X50 8X50	448
	ARIA Oxidum Natural 10 mm 25X100 12,5X50 8X50	448
	CRAQUELLE Beige Glossy 10 mm 25X100	446
	CRAQUELLE Blue Glossy 10 mm 25X100	446
	CRAQUELLE Green Glossy 10 mm 25X100	446
	DIALOGO Blue Natural 10 mm 25X100 12,5X50 8X50	444
	DIALOGO Circle Decorado 10 mm 25X100	444
	DIALOGO Cobalt Hammered 10 mm 25X100 12,5X50 8X50	445
	DIALOGO Grey Natural 10 mm 25X100 12,5X50 8X50	444
	DIALOGO Impressions Natural 10 mm 25X100 12,5X50 8X50	444
	DIALOGO Moss Natural 10 mm 25X100 12,5X50 8X50	444
	DIALOGO White Natural 10 mm 25X100 12,5X50 8X50	444
	DIALOGO Triangle Decorado 10 mm 25X100	444

	DIALOGO White Rigato 10 mm 25X100 12,5X50 8X50	444
	FRAGMENTA Blue Natural 10 mm 25X100 12,5X50 8X50	446
	FRAGMENTA Beige Natural 10 mm 25X100 12,5X50 8X50	446
	FRAGMENTA Grey Natural 10 mm 25X100 12,5X50 8X50	446
	IPSUM Pink Natural 10 mm 25X100 12,5X50 8X50	448
	IPSUM White Natural 10 mm 25X100 12,5X50 8X50	448

PRE-SCORED Precorte

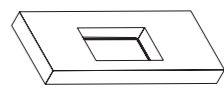
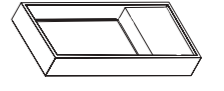


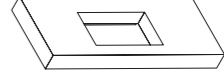
	ANTICO Black Pre Scored 20 Nat 10 mm 60x60	485
	ANTICO Green Pre Scored 20 Nat 10 mm 60x60	485
	BERLIN Brown Pre Scored 20 Nat 10 mm 60x60	484
	HUTTON Green Pre Scored 20 Nat 10 mm 60x60	484
	HUTTON Silver Pre Scored 20 Nat 10 mm 60x60	484
	MAJOLICA Blue Pre Scored 20 Nat 10 mm 60x60	485
	MANDALA Grey Pre Scored 20 Nat 10 mm 60x60	482
	MANDALA Beige Pre Scored 20 Nat 10 mm 60x60	482
	NORTH Patchwork Pre Scored 20 Nat 10 mm 60x60	485
	OPUS Blue Pre Scored 20 Nat 10 mm 60x60	482
	OPUS Gold Pre Scored 20 Nat 10 mm 60x60	482
	OPUS Red Pre Scored 20 Nat 10 mm 60x60	482
	OPUS White Pre Scored 20 Nat 10 mm 60x60	482
	PONTI Blue Pre Scored 20 Nat 10 mm 60x60	484
	PONTI Pink Pre Scored 20 Nat 10 mm 60x60	484

	SENSO Green Pre Scored 20 Nat 10 mm 60x60	483
	SENSO Grey Pre Scored 20 Nat 10 mm 60x60	483
	SENSO White Pre Scored 20 Nat 10 mm 60x60	483
	WAVE Black Pre Scored 20 Nat 10 mm 60x60	484
	WIND Black Pre Scored 20 Nat 10 mm 60x60	482
	WIND Ivory Pre Scored 20 Nat 10 mm 60x60	482
	WIND Red Pre Scored 20 Nat 10 mm 60x60	482

Linetops Encimeras

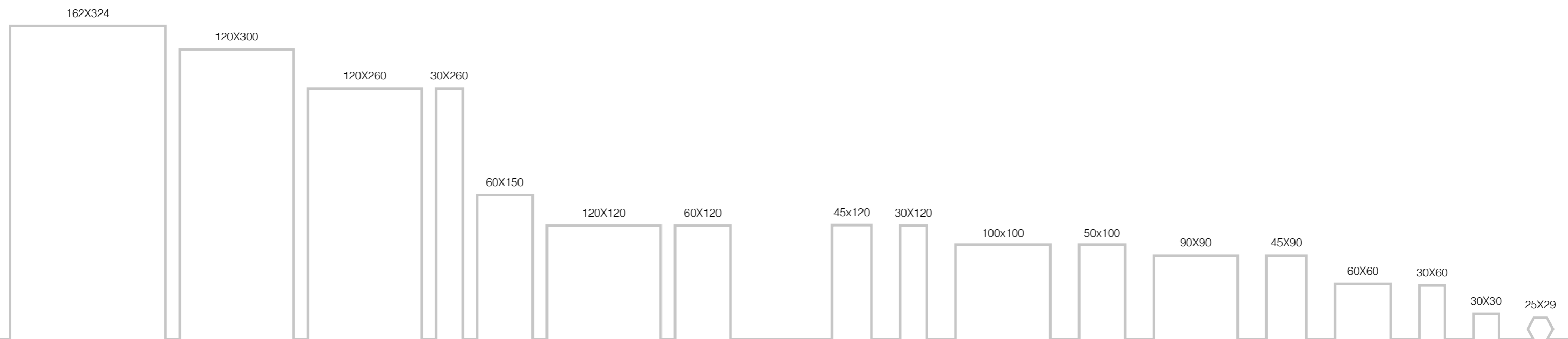
	Calacatta Lincoln White Nat & Polis 12 mm 162x324	545
	Equinox Grey Natural 12 mm 162x324	544
	Pietra Grey Nat & Polis 12 mm 162x324	544
	St. Vincent Anthracite Nat & Polis 12 mm 162x324	544
	Statuario Extra White Nat & Polis 12 mm 162x324	544
	Super Black Natural 12 mm 162x324	545
	Super White Nat & Polis 12 mm 162x324	545
	Tattoo Oxidum Decor 12 mm 162x324	544

Washbasins Lavabos

	Basic	547
	Block	546
	Free Standing	547
	Niagra	546
	Simple	546

Sizes

Formatos



Application

Aplicaciones



Linetop

Encimeras

Calacatta Lincoln	537
Equinox	541
Pietra	543
St. Vincen	544
Statuario Extra White	535
Super White & Black	545
Tattoo	539



Floor & Wall

Pavimento y revestimiento



Wall

Revestimiento

Calacatta Gold	295
Craquelle	446
Elements	385
Equinox Anthracite Diamond Decor	171
Equinox Anthracite Stripes Decor	171
Instinto Taupe Rescato / Mosaico Brick	177
Instinto White Autumn Decor	177
Intuition Hexagon	461
Onice	301
Paladio	99
Patagonia	289
Pietra Grey Polished Leaves Decor	330
Pvd	94
Statuario White Polished Prism Decor	318
Tattoo Oxidum Graffiti Decor	62
Zinc	43

A.mano	382	Earth	246	Majolica	485	Ponti	484
Alchemy	79	Echo	497	Mandala	482	Punto Croce	469
Aluminium	105	Elegance	313	Marble	326	Quartzstone	276
Anarchy	212	Emotion	155	Materia	267	Regeneration	193
Anima	149	Encaustic	487	Metal	108	Relik	249
Antico	485	Equinox	171	Metodo	235	Rovere	508
Aquarela	221	Evolution	208	Microcement	211	Rust	71
Arco	491	Filo	399	Momentum	333	Senso	479
Aria	448	Fire	379	Mood	139	South	341
Artec	203	Fluid	215	Nanoarea	206	Spectrum	396
Barro	363	Fragmenta	111	Nanocolors	396	St Vincent	330
Berlin	484	Geodas	357	Nanocorten	108	Starline	455
Beton	210	Glam	65	Nanoconcept	255	Statuario	315
Borghini	309	Hutton	371	Nanofantasy	397	Stonetech	278
Burlington	274	Hydraulic	489	Natura	261	Sybarum	274
Calacatta Gold	539	Ice Jade	321	Neocountry	274	Tappeto	417
Calacatta Lincoln	537	Inedita	411	North	185	Tattoo	57
Calacatta Viola	298	Instinto	177	Object	197	Terrazzo	360
Cassero	119	Ipsum	448	Oldstone	278	Travertino	227
Cast Iron	85	Junoon	505	Onice	301	Wave	484
Corten	25	Karakter	509	Opus	482	Wild Forest	283
Cube	466	Lamiere	33	Orobico	323	Wind	349
Degradee	165	Lava	275	Ozone	127	Zinc	43
Dialogo	444	Lifestone	277	Patagonia	289		
Dreams	298	Limestone	278	Pietra	329		



SINKS

Lavabos

Basic	547
Block	546
Free Standing	547
Niagra	546
Simple	546



Outdoor - Solid 2 cm

Exterior


Aquarela	528	Metodo	527
Concept	530	North	529
Emotion	527	Object	532
Equinox	532	Orobico	531
Fire	528	Relik	530
Fragmenta	527	Senso	529
Hutton	528	Tattoo	529
Junoon	531	Travertino	526
Karakter	526	Wind	528
Lamiere	526	Zinc	526
Materia	531		



walls: CORTEN Copper Rescato 50X100
CASSERO Grey Natural 120x300
floor: CALACATTA Gold Natural 60x120




Walls: CORTEN White Rescato 50x100
CORTEN Titanium Rescato 50x100



Walls: CORTEN White Rescato 50x100
CORTEN Titanium Rescato 50x100
Floor: METODO Grey Natural 100x100



floor : CORTEN Titanium Lappato 50x100



floor : CORTEN Titanium Lappato 50x100
walls : CASSERO Grey Natural 120x300

CORTEN



COPPER

50X100	49,75 x 99,55 cm - 19.59" x 39.19"	7 mm
CORTEN Copper Natural		G-1274
CORTEN Copper Lappato		G-1304
CORTEN Copper Rescato		G-1304
60x60	59,55 x 59,55 cm - 23.62"x23.62"	7 mm
CORTEN Copper Natural		G-1274
30x60	29,75 x 59,55 cm - 11.71"x23.62"	7 mm
CORTEN Copper Natural		G-1258
CORTEN Copper Lappato		G-1292



TITANIUM

50X100	49,75 x 99,55 cm - 19.59" x 39.19"	7 mm
CORTEN Titanium Natural		G-1274
CORTEN Titanium Lappato		G-1304
CORTEN Titanium Rescato		G-1304
60x60	59,55 x 59,55 cm - 23.62"x23.62"	7 mm
CORTEN Titanium Natural		G-1274
30x60	29,75 x 59,55 cm - 11.71"x23.62"	7 mm
CORTEN Titanium Natural		G-1258
CORTEN Titanium Lappato		G-1292




WHITE

50X100	49,75 x 99,55 cm - 19.59" x 39.19"	7 mm
CORTEN White Natural		G-1220
CORTEN White Lappato		G-1258
CORTEN White Rescato		G-1258
60x60	59,55 x 59,55 cm - 23.62"x23.62"	7 mm
CORTEN White Natural		G-1220
30x60	29,75 x 59,55 cm - 11.71"x23.62"	7 mm
CORTEN White Natural		G-1202
CORTEN White Lappato		G-1232

Finishes - Acabados

Rescato



Natural



Lappato



All sizes are rectified and without bevel edge finish.
 Todos los formatos son rectificadas y no biselados.
 Tiles with random shade and aspect variation.
 Producto con alta variación cromática y desentonificación en composiciones.

PRODUCTS TO BE CLEANED WITH PH NEUTRAL
 LIMPIAR CON PRODUCTOS PH NEUTROS

PORCELAIN

Mosaics 	SIZE / Formato		COPPER	TITANIUM	WHITE
	29,75x29,75 cm 11.71"x11.71"		Natural	Natural	Natural
	Mosaico 5x5		G-1598	G-1598	G-1576

Rodapie 	SIZE / Formato		COPPER	TITANIUM	WHITE
	7,5x50		Natural	Natural	Natural
	7,5x60		G-79	G-79	G-75
	7,5x100		G-81	G-81	G-79
	Rodapie		G-125	G-125	G-119

Listas 	SIZE / Formato		COPPER	TITANIUM	WHITE
	7,5x50		Natural	Natural	Natural
	7,5x60		G-75	G-75	G-73
	7,5x100		G-79	G-79	G-75
	Listas		G-119	G-119	G-117

Gradone 	SIZE / Formato		COPPER	TITANIUM	WHITE
	50x100		Natural	Natural	Natural
	60x60		G-657	G-657	G-655
	30x60		G-559	G-559	G-543
	Gradone		G-187	G-187	G-499

Peldaño 	SIZE / Formato		COPPER	TITANIUM	WHITE
	50x100		Natural	Natural	Natural
	60x60		G-171	G-171	G-163
	30x60		G-243	G-243	G-235
	Peldaño		G-383	G-383	G-355

Packing List	Real Size cm	Real Size "	Box/ Pallet	Pzs/ Box	M2/ Pallet	M2/ Box	SQF/ Pallet	SQF/ Box	Kg/ Pallet	Kg/ Box	Kg/ Piece
	50x100 (7mm)	49,75x99,55	19.59x39.19	27	4	53,488	1,981	575,747	21,324	917	33,095
60x60 (7mm)	59,55x59,55	23.44x23.44	30	5	53,193	1,773	572,570	19,086	950	30,898	6,129
30x60 (7mm)	29,75x59,55	11.71x23.44	40	8	56,692	1,417	610,228	15,256	1000	24,427	3,024

Technical data	DIN	CLASS	DCOF	PTV	CLASE
Natural	51130 R9	DIN 51097 C	ANSI A 137.1-2012	BS EN 13036-4 <24	UNE 41901 EX 1

Sizes

50X100

60X60


30X60







floor: LAMIERE Blue Natural 100x100
walls: LAMIERE White Natural 50x100



detail: LAMIERE Blue Natural 100x100



LAMIERE

PORCELAIN



BLUE

100x100	99,55 x 99,55 cm - 39.19" x 39.19"	10 mm
LAMIERE Blue Natural		G-7268
50x100	49,75 x 99,55 cm - 19.59"x39.19"	10 mm
LAMIERE Blue Natural		G-7162
60x60	59,55 x 59,55 cm - 23.62"x23.62"	10 mm
LAMIERE Blue Natural		G-7162



WHITE

100x100	99,55 x 99,55 cm - 39.19" x 39.19"	10 mm
LAMIERE White Natural		G-7268
50x100	49,75 x 99,55 cm - 19.59"x39.19"	10 mm
LAMIERE White Natural		G-7162
60x60	59,55 x 59,55 cm - 23.62"x23.62"	10 mm
LAMIERE White Natural		G-7162



GREEN

100x100	99,55 x 99,55 cm - 39.19" x 39.19"	10 mm
LAMIERE Green Natural		G-7268
50x100	49,75 x 99,55 cm - 19.59"x39.19"	10 mm
LAMIERE Green Natural		G-7162
60x60	59,55 x 59,55 cm - 23.62"x23.62"	10 mm
LAMIERE Green Natural		G-7162

Solid 2 cm



SOLID 2 cm

50x100	49,75x99,55 cm - 19.58"x39.19"	20 mm
LAMIERE Blue Solid 2 cm		G-9234
LAMIERE White Solid 2 cm		G-9234

All sizes are rectified and without bevel edge finish.
 Todos los formatos son rectificadas y no biselados.
 Tiles with random shade and aspect variation.
 Producto con alta variación cromática y destonificación en composiciones.

Mosaics	SIZE / Formato		BLUE	WHITE	GREEN
			Natural	Natural	Natural
	29,75x29,75 cm 11.71"x11.71"	Mosaico 5x5	G-7558	G-7558	G-7558

Rodapie	SIZE / Formato		BLUE	WHITE	GREEN
			Natural	Natural	Natural
	7,5x100	Rodapie	G-6115	G-6115	G-6115
	7,5x60	Rodapie	G-6089	G-6089	G-6089
	7,5x50	Rodapie	G-6071	G-6071	G-6071

Listas	SIZE / Formato		BLUE	WHITE	GREEN
			Natural	Natural	Natural
	7,5x100	Listas	G-6111	G-6111	G-6111
	7,5x60	Listas	G-6087	G-6087	G-6087
	7,5x50	Listas	G-6065	G-6065	G-6065

Gradone	SIZE / Formato		BLUE	WHITE	GREEN
			Natural	Natural	Natural
	100x100	Gradone	G-6723	G-6723	G-6723
	50x100	Gradone	G-6655	G-6655	G-6655
	60x60	Gradone	G-6559	G-6559	G-6559

Peldaño	SIZE / Formato		BLUE	WHITE	GREEN
			Natural	Natural	Natural
	100x100	Peldaño	G-6541	G-6541	G-6541
	50x100	Peldaño	G-6337	G-6337	G-6337
	60x60	Peldaño	G-6197	G-6197	G-6197

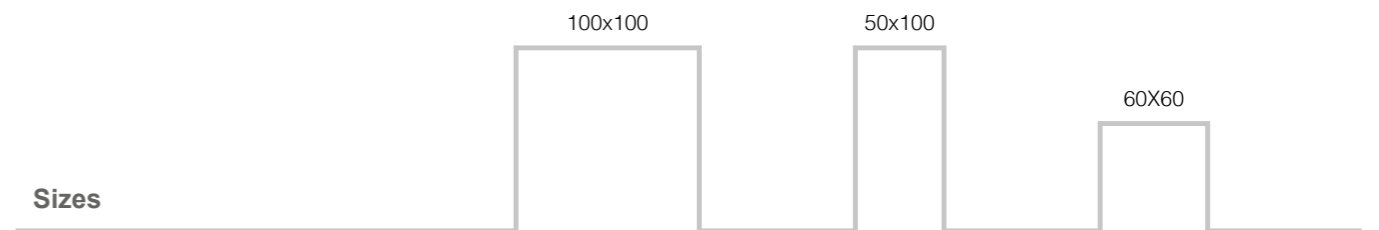
2 Cm Drain	SIZE / Formato		BLUE	WHITE	GREEN
			Solid 2 Cm	Solid 2 Cm	Solid 2 Cm
	25x100	Drain	G-471	G-471	
	25x25	Drain Angle	G-187	G-187	
	25x100	Drain Diagonal	G-471	G-471	

2 Cm Peldaño L	SIZE / Formato		BLUE	WHITE	GREEN
			Solid 2 Cm	Solid 2 Cm	Solid 2 Cm
	44x100	Peldaño "L"	G-623	G-623	

Packing List	Real Size cm	Real Size "	Box/ Pallet	Pzs/ Box	M2/ Pallet	M2/ Box	SQF/ Pallet	SQF/ Box	Kg/ Pallet	Kg/ Box	Kg/ Piece
100x100 (10 mm)	99,55x99,55	39.19x39.19	40	1	39,641	0,991	426,694	10,667	991	23,886	23,536
50x100 (10 mm)	49,75x99,55	19.59x39.19	27	3	40,116	1,486	431,810	15,993	941	34,102	11,269
60x60 (10 mm)	59,55x59,55	23.44x23.44	30	4	42,554	1,418	458,056	15,269	972	31,743	7,849
50x100 (2 cm)	49,75x99,55	19.59x39.19	36	1	17,829	0,495	191,916	5,331	825	22,362	22,067

Techincal data	DIN 51130	CLASS DIN 51097	DCOF ANSI A 137.1-2012	PTV BS EN 13036-4	CLASE UNE 41901 EX
	Natural	R10	>0,42	>36	1
	Solid 2 cm	R11	>0,42	>36	3

DIN 51130 - DIN 51097 - UNE-EN 12633
 Test done in Lamiere Blue Natural. Average test result value on January 2022. Consult specific product test result value before supplying.
 DIN 51130 - DIN 51097 - UNE-EN 12633
 Prueba realizada sobre el producto Lamiere Blue Natural. Valor de media a fecha de Enero de 2022. Consultar valor de un producto específico antes del suministro.



Sizes

Z I N C



Zinc Green Natural 120x260



walls: ZINC White Matt 45x120
ZINC Green Gold Crack 45x120
countertop: BORGHINI White Polished




ZINC Green Crack 45x120
ZINC White Crack 45x120





ZINC



GREEN

120x260	119,3x260 cm - 46.97"x102.4"	6 mm
ZINC Green Natural		G-3413
120x120	119,3x119,3 cm - 46.97"x46.97"	6 mm
ZINC Green Natural		G-3413
60x120	59,55x119,3cm - 35.22"x35.22"	7 mm
ZINC Green Natural		G-1372
ZINC Green Pulido		G-1410
ZINC Green Skin		G-1372
60x60	59,55x59,55 cm - 23.62"x23.62"	7 mm
ZINC Green Natural		G-1234
ZINC Green Pulido		G-1274
30x60	29,75x59,55 cm - 11.71"x23.45"	7 mm
ZINC Green Natural		G-1202
Hexagon	25x29 cm - 9.84"x11.42"	10 mm
ZINC Green Natural Hexagon		G-7230
ZINC Green Mix Decor Hexagon		G-7254
ZINC Silver Decor		G-7274
ZINC Silver Mix Decor		G-7274



BLACK

120x260	119,3x260 cm - 46.97"x102.4"	6 mm
ZINC Black Natural		G-3413
120x120	119,3x119,3 cm - 46.97"x46.97"	6 mm
ZINC Black Natural		G-3413
60x120	59,55x119,3cm - 35.22"x35.22"	7 mm
ZINC Black Natural		G-1372
ZINC Black Skin		G-1372
60x60	59,55x59,55 cm - 23.62"x23.62"	7 mm
ZINC Black Natural		G-1234
30x60	29,75x59,55 cm - 11.71"x23.45"	7 mm
ZINC Black Natural		G-1202



COOPER

120x260	119,3x260 cm - 46.97"x102.4"	6 mm
ZINC Cooper Natural		G-3413
120x120	119,3x119,3 cm - 46.97"x46.97"	6 mm
ZINC Cooper Natural		G-3413
60x120	59,55x119,3cm - 35.22"x35.22"	7 mm
ZINC Cooper Natural		G-1372
ZINC Cooper Skin		G-1372
60x60	59,55x59,55 cm - 23.62"x23.62"	7 mm
ZINC Cooper Natural		G-1234
30x60	29,75x59,55 cm - 11.71"x23.45"	7 mm
ZINC Cooper Natural		G-1202

Solid 2 cm



SOLID 2 cm

50x100	49,75x99,55 cm - 19.58"x39.19"	20 mm
ZINC Green Solid 2 cm		G-9234

PORCELAIN

Mosaics 	SIZE / Formato	GREEN	BLACK	COPPER
	29,75x29,75 cm 11.71"x11.71"	Natural	Natural	Natural
	Mosaico 5x5	G-1598	G-1598	G-1598

Decors 	SIZE / Formato	GREEN	BLACK	COPPER
	29,26x29,28 cm	Natural	Natural	Natural
	Decor Ramp	G-1942	G-1942	G-1942

Rodapie 	SIZE / Formato	GREEN	BLACK	COPPER
	7,5x60	Natural	Natural	Natural
	Rodapie	G-91	G-91	G-91

Listas 	SIZE / Formato	GREEN	BLACK	COPPER
	7,5x60	Natural	Natural	Natural
	Listas	G-89	G-89	G-89

Gradone 	SIZE / Formato	GREEN	BLACK	COPPER
	30x260	Natural	Natural	Natural
	Gradone	G-2875	G-2875	G-2875
	30x130	Gradone	G-2741	G-2741
	30x120	Gradone	G-767	G-767
		Gradone Ángulo	G-779	G-779
	30x60	Gradone	G-499	G-499
		Gradone Ángulo	G-559	G-559

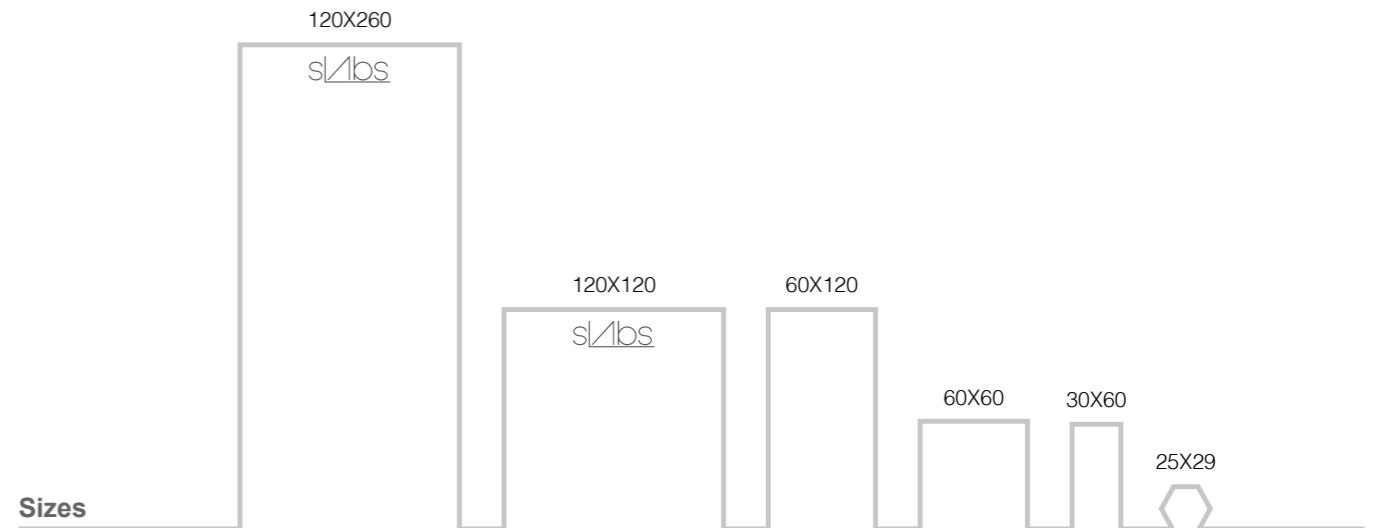
Peldaño 	SIZE / Formato	GREEN	BLACK	COPPER
	30x260	Natural	Natural	Natural
	Peldaño	G-2839	G-2839	G-2839
	30x130	Peldaño	G-2651	G-2651
	30x120	Peldaño	G-501	G-501
		Peldaño Ángulo	G-515	G-515
	30x60	Peldaño	G-163	G-163
		Peldaño Ángulo	G-179	G-179

2 Cm Drain 	SIZE / Formato	GREEN	BLACK	COPPER
	25x100	Solid 2 Cm	Solid 2 Cm	Solid 2 Cm
	Drain	G-471		
	25x25	Drain Angle	G-187	
	25x100	Drain Diagonal	G-471	


2 Cm Peldaño L 	SIZE / Formato	GREEN	BLACK	COPPER
	44x100			
	Peldaño "L"	G-623		

Packing List	Real Size cm	Real Size "	Box/ Pallet	Pzs/ Box	M2/ Pallet	M2/ Box	SQF/ Pallet	SQF/ Box	Kg/ Pallet	Kg/ Box	Kg/ Piece
120x260	119,3x260 cm	46.97"x102.4"	17	1	52,731	3,102	567,592	33,388	900	49,410	49,410
120x120	119,30x119,3 cm	46.97"x46.97"	32	1	45,544	1,423	490,235	15,320	855	25,150	24,500
60x120	59,55x119,3 cm	23.45"x46.97"	30	2	42,626	1,421	458,825	15,294	780	25,234	12,437
60x60	59,55x59,55 cm	23.45"x23.45"	30	5	53,193	1,773	572,570	19,086	950	30,898	6,129
30x60	29,75x59,55 cm	11.71"x23.45"	40	8	56,692	1,417	610,228	15,256	1000	24,427	3,024
50x100 (2 cm)	49,75x99,55	19.59x39.19	36	1	17,829	0,495	191,916	5,331	825	22,362	22,067

Technical data	DIN 51130	CLASS DIN 51097	DCOF ANSI A 137.1-2012	PTV BS EN 13036-4	CLASE UNE 41901 EX
Natural	R10	-	>0,42	>24	1
Solid	R11	C	>0,42	>36	3



All sizes are rectified and without bevel edge finish.
 Todos los formatos son rectificadas y no biseadas.
 Tiles with random shade and aspect variation.
 Producto con alta variación cromática y desentonificación en composiciones.



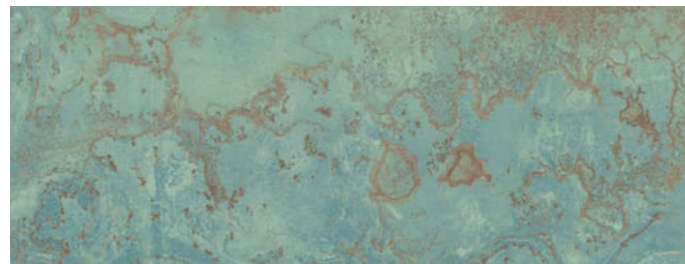
GREEN GOLD CRACK

45x120 44,63x119,30 cm - 17,57"x46,97" **7 mm**
 ZINC Green Gold Crack **G-7298**




GREEN CRACK

45x120 44,63x119,30 cm - 17,57"x46,97" **7 mm**
 ZINC Green Crack **G-7208**



GREEN MATT

45x120 44,63x119,30 cm - 17,57"x46,97" **7 mm**
 ZINC Green Matt **G-7180**



WHITE MATT

45x120 44,63x119,30 cm - 17,57"x46,97" **7 mm**
 ZINC White Matt **G-7180**



WHITE CRACK

45x120 44,63x119,30 cm - 17,57"x46,97" **7 mm**
 ZINC White Crack **G-7208**

Packing List	Real Size cm	Real Size "	Box/ Pallet	Pzs/ Box	M2/ Pallet	M2/ Box	SQF/ Pallet	SQF/ Box	Kg/ Pallet	Kg/ Box	Kg/ Piece
45x120 (7 mm) Matt	44,63x119,30	17,57x46,97	24	4	38,335	1,597	412,642	17,193	613	23,685	7,795
45x120 (7 mm) Crack	44,63x119,30	17,57x46,97	24	3	38,335	1,597	412,642	17,193	800	23,685	7,795



walls: ZINC Green Crack 45x120 & ZINC White Crack 45x120
 washbasin: CASSERO Grey Natural

Sizes

45x120



All sizes are rectified and without bevel edge finish.
 Todos los formatos son rectificadas y no biselados.
 Tiles with random shade and aspect variation.
 Producto con alta variación cromática y desentonificación en composiciones.







TATTOO

PORCELAIN



OXIDUM

162x324	162x324 cm - 63.78"x127.56"	12 mm
TATTOO Oxidum Decor		G-3574
120x260	119,3x260 cm - 46.97"x102.4"	6 mm
TATTOO Oxidum Decor		G-3413
120x120	119,3x119,3 cm - 46.97"x46.97"	6 mm
TATTOO Oxidum Decor		G-3413
90x90	89,46x89,46 cm - 35.22"x35.22"	7 mm
TATTOO Oxidum Decor		G-1372
45x90	44,63x89,46 cm - 17.57"x35.22"	7 mm
TATTOO Oxidum Decor		G-1250
30x60	29,75x59,55 cm - 11.71"x23.45"	7 mm
TATTOO Oxidum Decor		G-1202



BLACK

120x260	119,3x260 cm - 46.97"x102.4"	6 mm
TATTOO Black Decor		G-3413
120x120	119,3x119,3 cm - 46.97"x46.97"	6 mm
TATTOO Black Decor		G-3413
90x90	89,46x89,46 cm - 35.22"x35.22"	7 mm
TATTOO Black Decor		G-1372
45x90	44,63x89,46 cm - 17.57"x35.22"	7 mm
TATTOO Black Decor		G-1250
30x60	29,75x59,55 cm - 11.71"x23.45"	7 mm
TATTOO Black Decor		G-1202
TATTOO Black Non-slip		G-1232



WHITE

120x260	119,3x260 cm - 46.97"x102.4"	6 mm
TATTOO White Decor		G-3365
120x120	119,3x119,3 cm - 46.97"x46.97"	6 mm
TATTOO White Decor		G-3365
90x90	89,46x89,46 cm - 35.22"x35.22"	7 mm
TATTOO White Decor		G-1372
45x90	44,63x89,46 cm - 17.57"x35.22"	7 mm
TATTOO White Decor		G-1250
30x60	29,75x59,55 cm - 11.71"x23.45"	7 mm
TATTOO White Decor		G-1202
TATTOO White Non-slip		G-1232

Solid 2 cm



SOLID 2 cm

50x100	49,75x99,55 cm - 19.58"x39.19"	20 mm
TATTOO Black Decor Solid 2 cm		G-9234

Rodapie	SIZE / Formato	OXIDUM		BLACK		WHITE	
		Natural	Satin	Natural	Satin	Natural	Satin
	7,5x60	Rodapie	G-91	Rodapie	G-91	Rodapie	G-91
	7,5x90	Rodapie	G-125	Rodapie	G-125	Rodapie	G-125

Listas	SIZE / Formato	OXIDUM		BLACK		WHITE	
		Natural	Satin	Natural	Satin	Natural	Satin
	7,5x60	Listas	G-89	Listas	G-89	Listas	G-89
	7,5x90	Listas	G-109	Listas	G-109	Listas	G-109

Gradone	SIZE / Formato	OXIDUM		BLACK		WHITE	
		Natural	Satin	Natural	Satin	Natural	Satin
	30x260	Gradone	G-2875	Gradone	G-2875	Gradone	G-2875
	30x130	Gradone	G-2741	Gradone	G-2741	Gradone	G-2741
	45x90	Gradone	G-603	Gradone	G-603	Gradone	G-603
		Gradone Ángulo	G-623	Gradone Ángulo	G-623	Gradone Ángulo	G-623
	30x60	Gradone	G-499	Gradone	G-499	Gradone	G-499
		Gradone Ángulo	G-559	Gradone Ángulo	G-559	Gradone Ángulo	G-559

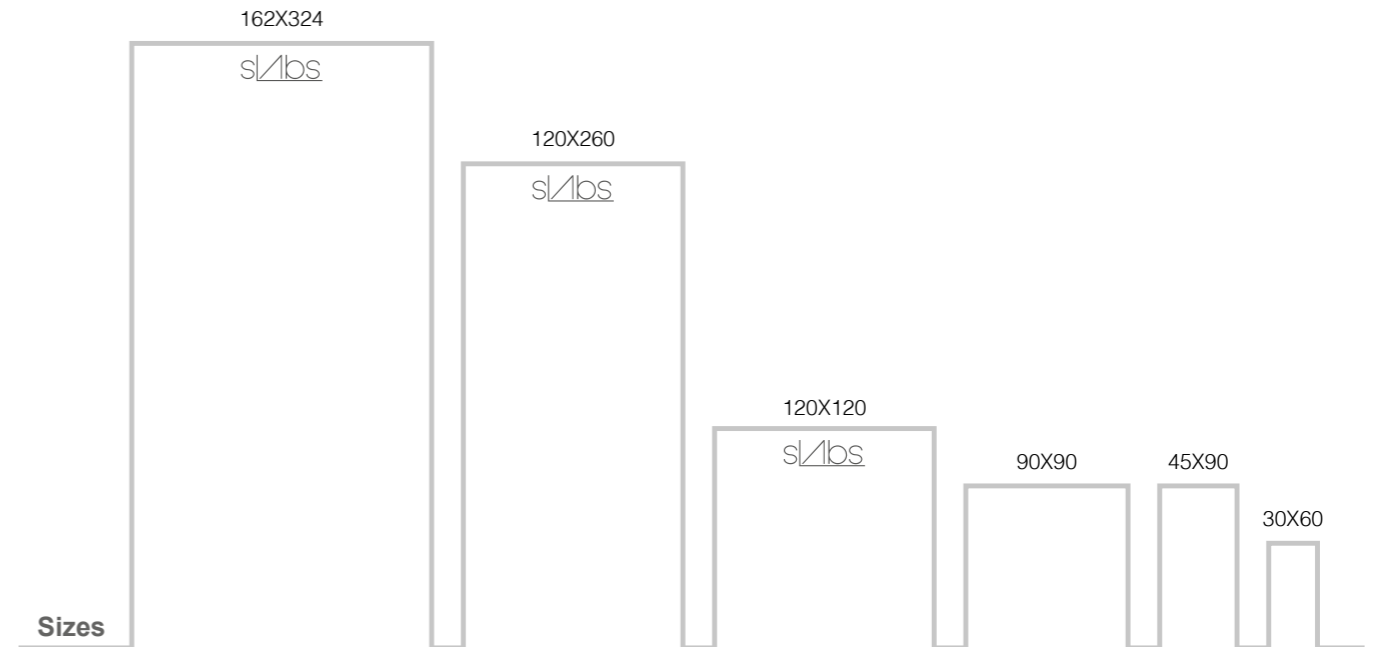
Peldaño	SIZE / Formato	OXIDUM		BLACK		WHITE	
		Natural	Satin	Natural	Satin	Natural	Satin
	30x260	Peldaño	G-2839	Peldaño	G-2839	Peldaño	G-2839
	30x130	Peldaño	G-2651	Peldaño	G-2651	Peldaño	G-2651
	45x90	Peldaño	G-303	Peldaño	G-303	Peldaño	G-303
		Peldaño Ángulo	G-315	Peldaño Ángulo	G-315	Peldaño Ángulo	G-315
	30x60	Peldaño	G-163	Peldaño	G-163	Peldaño	G-163
		Peldaño Ángulo	G-179	Peldaño Ángulo	G-179	Peldaño Ángulo	G-179

2 Cm Drain	SIZE / Formato	OXIDUM		BLACK		WHITE	
		Solid 2 Cm		Solid 2 Cm		Solid 2 Cm	
	25x100	Drain	G-471	Drain	G-471	Drain	G-471
	25x25	Drain Angle	G-187	Drain Angle	G-187	Drain Angle	G-187
	25x100	Drain Diagonal	G-471	Drain Diagonal	G-471	Drain Diagonal	G-471

2 Cm Peldaño L	SIZE / Formato	OXIDUM		BLACK		WHITE	
		Peldaño "L"		G-623		G-623	
	44x100	Peldaño "L"	G-623	Peldaño "L"	G-623	Peldaño "L"	G-623

Packing List	Real Size cm	Real Size "	Box/ Pallet	Pzs/ Box	M2/ Pallet	M2/ Box	SQF/ Pallet	SQF/ Box	Kg/ Pallet	Kg/ Box	Kg/ Piece
162x324	162x324 cm	63.78"x127.56"	16	1	83,981	5,249	903,969	56,498	2860	170,000	170,000
120x260	119,3x260 cm	46.97"x102.4"	17	1	52,731	3,102	567,592	33,388	900	49,410	49,410
120x120	119,30x119,3	46.97"x46.97"	32	1	45,544	1,423	490,235	15,320	855	25,150	24,500
90x90	89,46x89,46 cm	35.22"x35.22"	20	2	32,012	1,601	344,581	17,229	585	27,597	13,661
45x90	44,63x89,46 cm	17.57"x35.22"	27	5	53,900	1,996	580,181	21,488	980	35,442	7,035
30x60	29,75x59,55 cm	11.71"x23.45"	40	8	56,692	1,417	610,228	15,256	1000	24,427	3,024
50x100 (2 cm)	49,75x99,55	19.59x39.19	36	1	17,829	0,495	191,916	5,331	825	22,362	22,067

Techincal data	DIN	CLASS	DCOF	PTV	CLASE
	51130	DIN 51097	ANSI A 137.1-2012	BS EN 13036-4	UNE 41901 EX
Decor	R10		>0,42	>36	1
Natural (white)	R10	B	>0,42	>36	1
Satin (white)	R10		>0,42	>36	1
Non Slip	R11	C	>0,42	>36	3
Solid	R11	C	>0,42	>36	3



Sizes

All sizes are rectified and without bevel edge finish.
 Todos los formatos son rectificadas y no biseadas.
 Tiles with random shade and aspect variation.
 Producto con alta variación cromática y destonificación en composiciones.





Detail : GLAM Silver Rose




Walls: GLAM Silver Rose 45x120
Floor: METODO Ivory Natural 100x100




SILVER

45x120 44,63X119,30 cm - 17,57"x46,97" 7 mm
 GLAM Silver Rose G-7298




WHITE

45x120 44,63X119,30 cm - 17,57"x46,97" 7 mm
 GLAM White Rose G-7208



GREEN

45x120 44,63X119,30 cm - 17,57"x46,97" 7 mm
 GLAM Green Rose G-7298



Detail : GLAM Green Rose

During installation, GLAM GREEN & SILVER ROSE tiles may present craquelure (glaze surface cracking). Moisturized tiles increases their volume, which tenses the glaze. When dry, the piece volume decreases and the crackles disappear.

We recommend using grout with similar color and tone to the tiles. Grouting avoids moisture to penetrate the tile and also seals all the crackles, so it can be used in wet areas.

Do not let the grout excess dry, and proceed to clean with plenty of water. Clean with soap and water quickly before it dries. You can use a mild anti-limescale cleaner to completely clean the surface. Strong anti-limescale cleaners can damage the metal bright areas, making the darkest shades turn matt.

Use only PH Neutral products to clean.

Durante la colocación del GLAM GREEN & SILVER ROSE las piezas pueden craquelar. Al humectar las piezas, aumenta su volumen, lo que produce tensión en el vidriado. Cuando la pieza pierde la humedad, disminuye su volumen y las crepitaciones desaparecen.

Se aconseja emplear juntas de un color y tono similar al de las piezas. Además de que la junta sella la entrada de humedad al reverso de la pieza, también sella todo el craquelado, por lo que se puede emplear en zona húmedas.

No dejar secar la junta para proceder a limpiar con abundante agua. Una vez instalado se puede limpiar con agua y jabón. Si aún hay restos, se puede limpiar con un limpiador de cal de poca intensidad. Los limpiadores de cal fuerte pueden dañar el brillo de las zonas metálicas, matificando un poco las zonas oscuras de la pieza.

Limpiar solo con productos PH Neutro.

Packing List	Real Size cm	Real Size "	Box/ Pallet	Pzs/ Box	M2/ Pallet	M2/ Box	SQF/ Pallet	SQF/ Box	Kg/ Pallet	Kg/ Box	Kg/ Piece
45x120 RELIEF / RELIEVE	44,63x119,30	17.57x46.97	24	3	38,335	1,597	412,642	17,193	613	23,685	7,795

Sizes

45x120



R U S T







RUST TITANIUM & white Hexagon 25x29

RUST

PORCELAIN



GREEN

SIZE / Formato	Real Size cm	Real Size "	10 mm
100x100	99,55x99,55 cm - 39.37"x39.37"		
RUST Green Natural			G-7268
RUST Green Lappato			G-7314
50x100	49,75x99,55 cm - 19.69"x39.37"		
RUST Green Natural			G-7162
60x60	59,55x59,55 cm - 23.62"x23.62"		
RUST Green Natural			G-7146
30x60	29,75x59,55 cm - 11.81"x23.62"		
RUST Green Natural			G-7132
Hexagon	25x29 cm - 9.84"x11.42"		
RUST Green Natural			G-7230



WHITE

SIZE / Formato	Real Size cm	Real Size "	10 mm
100x100	99,55x99,55 cm - 39.37"x39.37"		
RUST White Natural			G-7268
RUST White Lappato			G-7314
50x100	49,75x99,55 cm - 19.69"x39.37"		
RUST White Natural			G-7162
60x60	59,55x59,55 cm - 23.62"x23.62"		
RUST White Natural			G-7146
30x60	29,75x59,55 cm - 11.81"x23.62"		
RUST White Natural			G-7132
Hexagon	25x29 cm - 9.84"x11.42"		
RUST White Natural			G-7230



TITANIUM

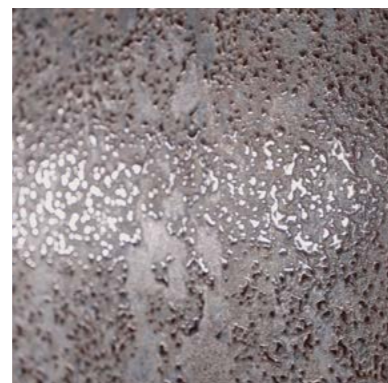
SIZE / Formato	Real Size cm	Real Size "	10 mm
100x100	99,55x99,55 cm - 39.37"x39.37"		
RUST Titanium Natural			G-7268
RUST Titanium Lappato			G-7314
50x100	49,75x99,55 cm - 19.69"x39.37"		
RUST Titanium Natural			G-7162
60x60	59,55x59,55 cm - 23.62"x23.62"		
RUST Titanium Natural			G-7146
30x60	29,75x59,55 cm - 11.81"x23.62"		
RUST Titanium Natural			G-7132
Hexagon	25x29 cm - 9.84"x11.42"		
RUST Titanium Natural			G-7230

Finishes - Acabados

Natural



Lappato



All sizes are rectified and without bevel edge finish.
 Todos los formatos son rectificadas y no biseladas.
 Tiles with random shade and aspect variation.
 Producto con alta variación cromática y desentonificación en composiciones.

Mosaics	SIZE / Formato	GREEN		WHITE		TITANIUM	
		Natural	Lappato	Natural	Lappato	Natural	Lappato
	29,75x29,75 cm 11.71"x11.71"	Mosaico 5x5	G-7558		G-7558		G-7558

Rodapie	SIZE / Formato	GREEN		WHITE		TITANIUM	
		Natural	Lappato	Natural	Lappato	Natural	Lappato
	7,5x50	Rodapie	G-6071		G-6071		G-6071
	7,5x60	Rodapie	G-6089		G-6089		G-6089
	7,5x100	Rodapie	G-6115		G-6115		G-6115

Listas	SIZE / Formato	GREEN		WHITE		TITANIUM	
		Natural	Lappato	Natural	Lappato	Natural	Lappato
	7,5x50	Listas	G-6065		G-6065		G-6065
	7,5x60	Listas	G-6087		G-6087		G-6087
	7,5x100	Listas	G-6111		G-6111		G-6111

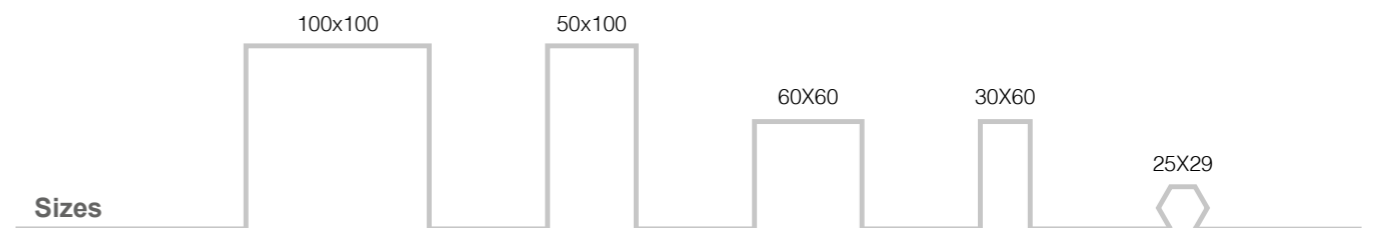
Gradone	SIZE / Formato	GREEN		WHITE		TITANIUM	
		Natural	Lappato	Natural	Lappato	Natural	Lappato
	100x100	Gradone	G-6723		G-6723		G-6723
	50x100	Gradone	G-6655		G-6655		G-6655
	60x60	Gradone	G-6559		G-6559		G-6559
	30x60	Gradone	G-6471		G-6471		G-6471

Peldaño	SIZE / Formato	GREEN		WHITE		TITANIUM	
		Natural	Lappato	Natural	Lappato	Natural	Lappato
	100x100	Peldaño	G-6541		G-6541		G-6541
	50x100	Peldaño	G-6337		G-6337		G-6337
	60x60	Peldaño	G-6197		G-6197		G-6197
	30x60	Peldaño	G-6131		G-6131		G-6131

Packing List	Real Size cm	Real Size "	Box/ Pallet	Pzs/ Box	M2/ Pallet	M2/ Box	SQF/ Pallet	SQF/ Box	Kg/ Pallet	Kg/ Box	Kg/ Piece
100x100	99,55x99,55	39.19"x39.19"	40	1	0,99	39,64	10,67	426,69	991	23,886	23,536
50x100	49,75x99,55	19.59"x39.19"	27	3	1,49	40,12	15,99	431,81	941	34,102	11,269
60x60	59,55x59,55	23.44"x23.44"	30	4	1,42	42,55	15,27	458,06	972	31,743	7,849
30x60	29,75x59,55	11.71"x23.44"	40	7	1,24	49,61	13,35	533,95	1150	28,179	3,992
25x29 SR Hexagon	25x29	9.84"x11.42"	48	17	0,94	44,88	10,06	483,09	1060	21,767	1,271

Technical data	DIN 51130	CLASS DIN 51097	DCOF ANS I A 137.1-2012	PTV BS EN 13036-4	CLASE UNE 41901 EX
Natural	R10	-	-	<24	1

DIN 51130 - DIN 51097 - UNE-ENV 12633
 Test done in Rust White Natural. Average test result value on January 2022. Consult specific product test result value before supplying.
 DIN 51130 - DIN 51097 - UNE-ENV 12633
 Prueba realizada sobre el producto Rust White Natural. Valor de media a fecha de Enero de 2022. Consultar valor de un producto específico antes del suministro.



Sizes






product: Alchemy 7.0 Black Natural 60x120 / Alchemy 7.0 White Decor ramp



product: Alchemy White Hexagon



BLUE

60x120	59,55 x 119,3 cm - 23.45" x 46.97"	7 mm
Alchemy 7.0 Blue Natural		G-1372
Alchemy 7.0 Blue Hammered		G-1372
30x120	29,67 x 119'3 cm - 11.68"x46.97"	7 mm
Alchemy 7.0 Blue Natural		G-1450
Alchemy 7.0 Blue Hammered		G-1450
60x60	59,55 x 59,55 cm - 23.45" x 23.45"	7 mm
Alchemy 7.0 Blue Natural		G-1234
30x60	29,75 x 59,55 cm - 11.71"x23.44"	7 mm
Alchemy 7.0 Blue Natural		G-1202
Alchemy 7.0 Blue Hammered		G-1202
Hexagon	25x29 cm - 9.84"x11.42"	10 mm
Alchemy 7.0 Blue Natural		G-7230



WHITE

60x120	59,55 x 119,3 cm - 23.45" x 46.97"	7 mm
Alchemy 7.0 White Natural		G-1372
Alchemy 7.0 White Hammered		G-1372
30x120	29,67 x 119'3 cm - 11.68"x46.97"	7 mm
Alchemy 7.0 White Natural		G-1450
Alchemy 7.0 White Hammered		G-1450
60x60	59,55 x 59,55 cm - 23.45" x 23.45"	7 mm
Alchemy 7.0 White Natural		G-1234
30x60	29,75 x 59,55 cm - 11.71"x23.44"	7 mm
Alchemy 7.0 White Natural		G-1202
Alchemy 7.0 White Hammered		G-1202
Hexagon	25x29 cm - 9.84"x11.42"	10 mm
Alchemy 7.0 White Natural		G-7230



BLACK

60x120	59,55 x 119,3 cm - 23.45" x 46.97"	7 mm
Alchemy 7.0 Black Natural		G-1372
Alchemy 7.0 Black Hammered		G-1372
30x120	29,67 x 119'3 cm - 11.68"x46.97"	7 mm
Alchemy 7.0 Black Natural		G-1450
Alchemy 7.0 Black Hammered		G-1450
60x60	59,55 x 59,55 cm - 23.45" x 23.45"	7 mm
Alchemy 7.0 Black Natural		G-1234
30x60	29,75 x 59,55 cm - 11.71"x23.44"	7 mm
Alchemy 7.0 Black Natural		G-1202
Alchemy 7.0 Black Hammered		G-1202
Hexagon	25x29 cm - 9.84"x11.42"	10 mm
Alchemy 7.0 Black Natural		G-7230

Finishes - Acabados

Hammered



Natural



All sizes are rectified and without bevel edge finish.
 Todos los formatos son rectificadas y no biselados.
 Tiles with random shade and aspect variation.
 Producto con alta variación cromática y desentonificación en composiciones.

Mosaics	SIZE / Formato	BLUE		WHITE		BLACK	
		Natural	Hammered	Natural	Hammered	Natural	Hammered
	29,75x29,75 cm 11.71"x11.71"	Mosaico 5x5	G-1688		G-1688		G-1688
	28,5x28,5 cm 11.22"x 11.22"	Mosaico Brick		G-1942		G-1942	G-1942

Decors	SIZE / Formato	BLUE		WHITE		BLACK	
		Natural	Hammered	Natural	Hammered	Natural	Hammered
	59,55x59,55 cm 23.45"x23.45"	Decor Ramp	G-1884		G-1884		G-1884

Rodapie	SIZE / Formato	BLUE		WHITE		BLACK	
		Natural	Hammered	Natural	Hammered	Natural	Hammered
	7,5x60	Rodapie	G-91	G-91	G-91	G-91	G-91

Listas	SIZE / Formato	BLUE		WHITE		BLACK	
		Natural	Hammered	Natural	Hammered	Natural	Hammered
	7,5x60	Listas	G-89	G-89	G-89	G-89	G-89

Gradone	SIZE / Formato	BLUE		WHITE		BLACK	
		Natural	Hammered	Natural	Hammered	Natural	Hammered
	30x120	Gradone	G-767	G-767	G-767	G-767	G-767
		Gradone Ángulo	G-779	G-779	G-779	G-779	G-779
	60x60	Gradone	G-543		G-543		G-543
		Gradone Ángulo	G-603		G-603		G-603
	30x60	Gradone	G-499	G-499	G-499	G-499	G-499
		Gradone Ángulo	G-559	G-559	G-559	G-559	G-559

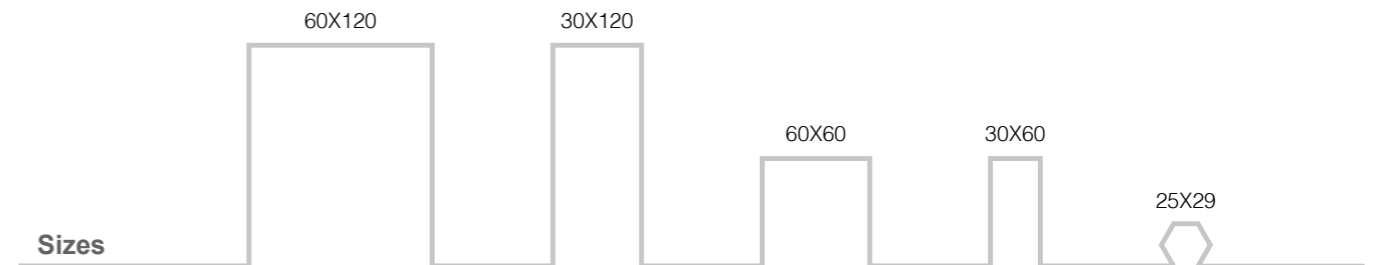
Peldaño	SIZE / Formato	BLUE		WHITE		BLACK	
		Natural	Hammered	Natural	Hammered	Natural	Hammered
	30x120	Peldaño	G-501	G-501	G-501	G-501	G-501
		Peldaño Ángulo	G-515	G-515	G-515	G-515	G-515
	60x60	Peldaño	G-235		G-235		G-235
		Peldaño Ángulo	G-251		G-251		G-251
	30x60	Peldaño	G-163	G-163	G-163	G-163	G-163
		Peldaño Ángulo	G-179	G-179	G-179	G-179	G-179

Packing List	Real Size cm	Real Size "	Box/ Pallet	Pzs/ Box	M2/ Pallet	M2/ Box	SQF/ Pallet	SQF/ Box	Kg/ Pallet	Kg/ Box	Kg/ Piece
60x120 (7 MM)	59,55x119,3	23.44x46.97	30	2	42,63	1,42	458,83	15,29	780	25,234	12,437
30x120 (7 MM)	29,67x119,3	11.68x46.97	36	5	63,71	1,77	685,81	19,05	778	20,96	4,123
60x60 (7 MM)	59,55x59,55	23.44x23.44	30	5	53,19	1,77	572,57	19,09	950	30,898	6,129
30x60 (7 MM)	29,75x59,55	11.71x23.44	40	8	56,69	1,42	610,23	15,26	1000	24,427	3,024
25x29 Hexagon	25x29	9.84x11.42	48	17	0,94	44,88	10,06	483,09	1060	21,767	1,271

Techincal data	DIN 51130	CLASS DIN 51097	DCOF ANSI A 137.1-2012	PTV BS EN 13036-4	CLASE UNE 41901 EX
	Natural	R10	>0,42	>36	1
Hammered	R10		>24		1

TEST DONE IN ALCHEMY 7.0 BLUE HAMMERED. AVERAGE TEST RESULT VALUE ON AUGUST 2017. CONSULT SPECIFIC PRODUCT TEST RESULT VALUE BEFORE SUPPLYING.

PRUEBA REALIZADA SOBRE EL PRODUCTO ALCHEMY 7.0 BLUE HAMMERED. VALOR DE MEDIA A FECHA DE AGOSTO DE 2017. CONSULTAR VALOR DE UN PRODUCTO ESPECIFICO ANTES DEL SUMINISTRO.



Sizes

CAST IRON





product: Cast Iron oxidum Natural Decor ramp



CAST IRON

PORCELAIN



BLACK

60x120	59,55 x 119,3 cm - 23.45" x 46.97"	11 mm
Cast Iron Black Natural		G-1448
30x120	29,67 x 119'3 cm - 11.68"x46.97"	11 mm
Cast Iron Black Natural		G-1492
60x60	59,55 x 59,55 cm - 23.45" x 23.45"	11 mm
Cast Iron Black Natural		G-1248
30x60	29,75 x 59,55 cm - 11.71"x23.44"	11 mm
Cast Iron Black Natural		G-1202



WHITE

60x120	59,55 x 119,3 cm - 23.45" x 46.97"	11 mm
Cast Iron White Natural		G-1448
30x120	29,67 x 119'3 cm - 11.68"x46.97"	11 mm
Cast Iron White Natural		G-1492
60x60	59,55 x 59,55 cm - 23.45" x 23.45"	11 mm
Cast Iron White Natural		G-1248
30x60	29,75 x 59,55 cm - 11.71"x23.44"	11 mm
Cast Iron White Natural		G-1202




OXIDUM

60x120	59,55 x 119,3 cm - 23.45" x 46.97"	11 mm
Cast Iron Oxidum Natural		G-1448
30x120	29,67 x 119'3 cm - 11.68"x46.97"	11 mm
Cast Iron Oxidum Natural		G-1492
60x60	59,55 x 59,55 cm - 23.45" x 23.45"	11 mm
Cast Iron Oxidum Natural		G-1248
30x60	29,75 x 59,55 cm - 11.71"x23.44"	11 mm
Cast Iron Oxidum Natural		G-1202

Finishes - Acabados

Natural





All sizes are rectified and without bevel edge finish.
 Todos los formatos son rectificadas y no biseadas.
 Tiles with random shade and aspect variation.
 Producto con alta variación cromática y destonificación en composiciones.


Mosaics 	SIZE / Formato	BLACK	WHITE	OXIDUM
	29,75x29,75 cm 11.71"x11.71"	Natural	Natural	Natural
	Mosaico 2,5x2,5	G-1708	G-1708	G-1708

Decors 	SIZE / Formato	BLACK	WHITE	OXIDUM
	59,55x59,55 cm 23.45"x23.45"	Natural	Natural	Natural
	Decor Ramp	G-1822	G-1822	G-1822

Rodapie 	SIZE / Formato	BLACK	WHITE	OXIDUM
	7,5x60	Natural	Natural	Natural
	Rodapie	G-91	G-91	G-91

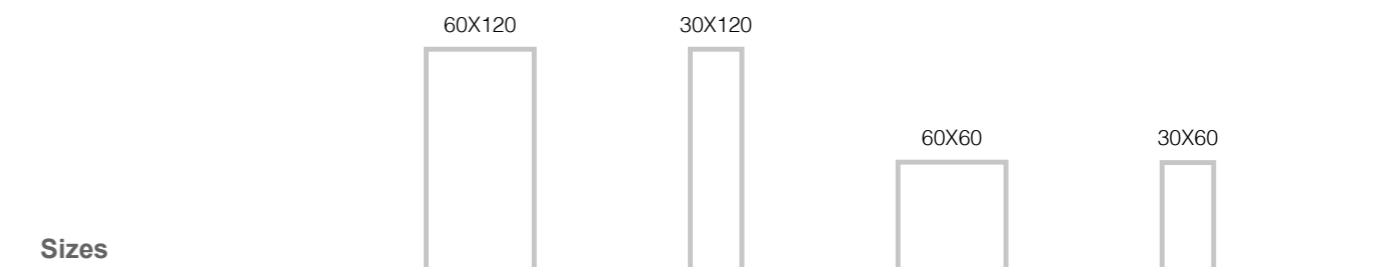
Listas 	SIZE / Formato	BLACK	WHITE	OXIDUM
	7,5x60	Natural	Natural	Natural
	Listas	G-89	G-89	G-89

Gradone 	SIZE / Formato	BLACK	WHITE	OXIDUM
		Natural	Natural	Natural
	30x120	Gradone	G-767	G-767
		Gradone Ángulo	G-779	G-779
	60x60	Gradone	G-543	G-543
		Gradone Ángulo	G-603	G-603
30x60	Gradone	G-499	G-499	
	Gradone Ángulo	G-559	G-559	

Peldaño 	SIZE / Formato	BLACK	WHITE	OXIDUM
		Natural	Natural	Natural
	30x120	Peldaño	G-501	G-501
		Peldaño Ángulo	G-515	G-515
	60x60	Peldaño	G-235	G-235
		Peldaño Ángulo	G-251	G-251
30x60	Peldaño	G-163	G-163	
	Peldaño Ángulo	G-179	G-179	

Packing List	Real Size cm	Real Size "	Box/ Pallet	Pzs/ Box	M2/ Pallet	M2/ Box	SQF/ Pallet	SQF/ Box	Kg/ Pallet	Kg/ Box	Kg/ Piece
60x120 (11 MM)	59,55x119,3	23.44x46.97	50	1	35,522	0,710	382,354	7,647	1000	19,510	19,180
30x120 (11 MM)	29,67x119,3	11.68x46.97	36	3	38,228	1,062	411,486	11,430	1029	27,930	9,200
60x60 (11 MM)	59,55x59,55	23.44x23.44	30	3	31,916	1,064	343,542	11,451	796	25,830	8,500
30x60 (11 MM)	29,75x59,55	11.71x23.44	40	6	42,519	1,063	457,671	11,442	1050	25,770	4,240

Technical data	DIN 51130	CLASS DIN 51097	DCOF ANSI A 137.1-2012	PTV BS EN 13036-4	CLASE UNE 41901 EX
Natural	R10	-	>0,42	>24	1
Test done in Cast iron oxidum Natural 60x60. Average test result value on March 2015. Consult specific product test result value before supplying			Prueba realizada sobre el producto Cast iron oxidum Natural 60x60. Valor de media a fecha de Marzo de 2015. Consultar valor de un producto específico antes del suministro.		



Sizes



Walls: ELEMENTS Flowers Silver 45x120



Walls: ELEMENTS Flowers Silver 45x120
Floor: METODO Anthracite Natural 100x100



45x120 44,63x119,3 cm - 17.57"x46.97" 7 mm
 BORGHINI Gold Geometry Glossy G-7884

BORGHINI GOLD GEOMETRY GLOSSY



45x120 44,63x119,3 cm - 17.57"x46.97" 7 mm
 BORGHINI Gold Leaf Glossy G-7884

BORGHINI GOLD LEAF GLOSSY



45x120 44,63x119,3 cm - 17.57"x46.97" 7 mm
 ONICE Gold Boiserie Glossy G-7884

ONICE GOLD BOISERIE GLOSSY




45x120 44,63x119,3 cm - 17.57"x46.97" 7 mm
 ONICE Bronze Boiserie Glossy G-7884

ONICE BRONZE BOISERIE GLOSSY



45x120 44,63x119,3 cm - 17.57"x46.97" 7 mm
 ONICE Silver Boiserie Glossy G-7884

ONICE SILVER BOISERIE GLOSSY



22,5x90 22,215 x 89,46 cm - 8.74" x 35.22" 11 mm
 PULPIS Silver Tasselato Lappato G-1942

PULPIS SILVER TASSELATO LAPPATO



45x120 44,63x119,3 cm - 17.57"x46.97" 7 mm
 ELEMENTS Gold Crack Glossy G-7844

ELEMENTS GOLD CRACK GLOSSY



45x120 44,63x119,3 cm - 17.57"x46.97" 7 mm
 ELEMENTS Bronze Crack Glossy G-7844

ELEMENTS BRONZE CRACK GLOSSY



45x120 44,63x119,3 cm - 17.57"x46.97" 7 mm
 ELEMENTS Silver Crack Glossy G-7844

ELEMENTS SILVER CRACK GLOSSY



45x120 44,63x119,3 cm - 17.57"x46.97" 7 mm
 ELEMENTS Flower Gold G-7844

ELEMENTS FLOWERS GOLD



45x120 44,63x119,3 cm - 17.57"x46.97" 7 mm
 ELEMENTS Flower Silver G-7844

ELEMENTS FLOWERS SILVER

All sizes are rectified and without bevel edge finish.
 Todos los formatos son rectificadas y no biselados.
 Tiles with random shade and aspect variation.
 Producto con alta variación cromática y desentonificación en composiciones.




CAST IRON GOLD NATURAL

30x60	29,75 x 59,55 cm - 11.71" x 23.45"	11 mm
Cast Iron Gold Natural		G-1860
10x30	9,74 x 29,75 cm - 3.83" x 11.71"	11 mm
Cast Iron Gold Natural		G-119




CAST IRON SILVER NATURAL

30x60	29,75 x 59,55 cm - 11.71" x 23.45"	11 mm
Cast Iron Silver Natural		G-1860
10x30	9,74 x 29,75 cm - 3.83" x 11.71"	11 mm
Cast Iron Silver Natural		G-119



ALCHEMY 7.0 GOLD HAMMERED

30x60	29,75 x 59,55 cm - 11.71" x 23.45"	7 mm
Alchemy 7.0 Gold Hammered		G-1860



ALCHEMY 7.0 SILVER HAMMERED

30x60	29,75 x 59,55 cm - 11.71" x 23.45"	7 mm
Alchemy 7.0 Silver Hammered		G-1860



FILO GOLD NATURAL

30x60	29,75 x 59,55 cm - 11.71" x 23.45"	7 mm
FILO Gold Natural 30x60		G-1860



FILO SILVER NATURAL

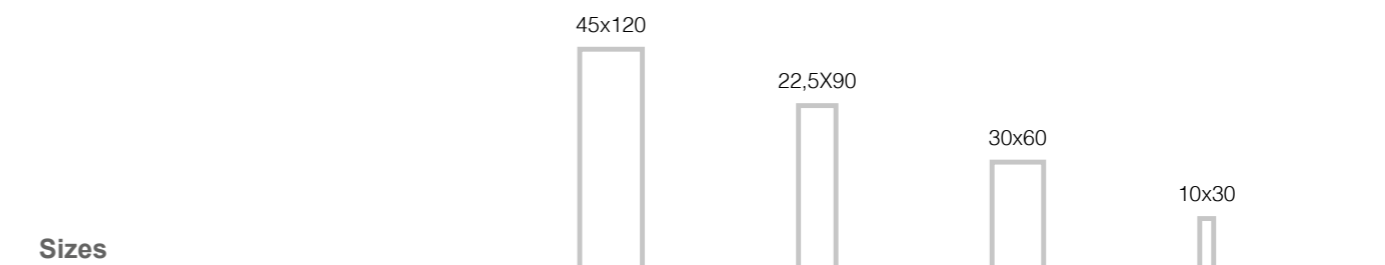
30x60	29,75 x 59,55 cm - 11.71" x 23.45"	7 mm
FILO Silver Natural 30x60		G-1860

All sizes are rectified and without bevel edge finish.
 Todos los formatos son rectificadas y no biselados.
 Tiles with random shade and aspect variation.
 Producto con alta variación cromática y desentonificación en composiciones.



⚠ PRODUCTS TO BE CLEANED WITH PH NEUTRAL - LIMPIAR CON PRODUCTOS PH NEUTROS

Packing List	Real Size cm	Real Size "	Box/ Pallet	Pzs/ Box	M2/ Pallet	M2/ Box	SQF/ Pallet	SQF/ Box	Kg/ Pallet	Kg/ Box	Kg/ Piece
45x120 (7 mm) Liso	44,63x119,3	17.57"x46.97"	24	4	51,12	2,130	550,19	22,925	800	31,480	7,795
45x120 (7 mm) Relieve	44,63x119,3	17.57"x46.97"	24	3	38,335	1,597	412,642	17,193	613	26,064	8,588
22,5x90 (11 mm)	22,21x89,46	8.74x35.22	36	5	35,76	0,99	384,97	10,69	906	24,535	4,85
30x60 (7 mm) PVD	29,75x59,55	11.71x23.44	20	7	24,803	1,240	266,975	13,349	451	21,403	3,024
30x60 (11 mm) PVD	29,75x59,55	11.71x23.44	20	5	17,716	0,886	190,696	9,535	383	21,53	4,240
10x30 (11 mm)	9,74 x 29,75 cm	3.83" x 11.71"	48	28	38,944	0,811	419,198	8,733	906	18,405	0,650



Sizes

PALADIO



walls: PALADIO White & Ochre Decor 45x120
floor: PATAGONIA Grey Polished 100x100




walls: PALADIO White & Titanium Decor 45x120



TITANIUM

45x120 44,63x119,30 cm - 17,57"x46,97" 7 mm
 PALADIO Titanium Decor G-7298




WHITE

45x120 44,63x119,30 cm - 17,57"x46,97" 7 mm
 PALADIO White G-7208



GOLD

45x120 44,63x119,30 cm - 17,57"x46,97" 7 mm
 PALADIO Gold Decor G-7298



COBALT

45x120 44,63x119,30 cm - 17,57"x46,97" 7 mm
 PALADIO Cobalt Decor G-7298



OCHRE

45x120 44,63x119,30 cm - 17,57"x46,97" 7 mm
 PALADIO Ochre Decor G-7298



During installation, PALADIO OCHRE and COBALT tiles may present craqueleure (glaze surface cracking). Moisturized tiles increases their volume, which tenses the glaze. When dry, the piece volume decreases and the crackles disappear.

We recommend using grout with similar color and tone to the tiles. Grouting avoids moisture to penetrate the tile and also seals all the crackles, so it can be used in wet areas.

Do not let the grout excess dry, and proceed to clean with plenty of water. Clean with soap and water quickly before it dries. You can use a mild anti-limescale cleaner to completely clean the surface. Strong anti-limescale cleaners can damage the metal bright areas, making the darkest shades turn matt.

Use PH Neutral products to clean.

Durante la colocación del PALADIO OCHRE y COBALT las piezas pueden craquelar. Al humectar las piezas, aumenta su volumen, lo que produce tensión en el vidriado. Cuando la pieza pierde la humedad, disminuye su volumen y las crepitaciones desaparecen.

Se aconseja emplear juntas de un color y tono similar al de las piezas. Además de que la junta sella la entrada de humedad al reverso de la pieza, también sella todo el craquelado, por lo que se puede emplear en zona húmedas.

No dejar secar la junta para proceder a limpiar con abundante agua. Una vez instalado se puede limpiar con agua y jabón. Si aún hay restos, se puede limpiar con un limpiador de cal de poca intensidad. Los limpiadores de cal fuerte pueden dañar el brillo de las zonas metálicas, matificando un poco las zonas oscuras de la pieza.

Limpiar con productos PH Neutro.

Packing List	Real Size cm	Real Size "	Box/ Pallet	Pzs/ Box	M2/ Pallet	M2/ Box	SQF/ Pallet	SQF/ Box	Kg/ Pallet	Kg/ Box	Kg/ Piece
45x120 (7 mm)	44,63x119,30	17,57x46,97	24	3	38,335	1,597	412,642	17,193	613	23,685	7,795

Sizes

45x120



All sizes are rectified and without bevel edge finish.
 Todos los formatos son rectificadas y no biselados.
 Tiles with random shade and aspect variation.
 Producto con alta variación cromática y destonificación en composiciones.

ALUMINIUM



ALUMINUM & PATINA

PORCELAIN



60x120 59,55 x 119,3 cm - 23.45" x 46.97" **7 mm**
Aluminum White Spazzolato **G-1396**

WHITE



60x120 59,55 x 119,3 cm - 23.45" x 46.97" **7 mm**
Aluminum Gold Spazzolato **G-1434**

GOLD



60x120 59,55 x 119,3 cm - 23.45" x 46.97" **7 mm**
Aluminum Cooper Spazzolato **G-1434**

COPPER



60x60 59,55 x 59,55 cm - 23.45" x 23.45" **11 mm**
Patina Copper Natural **G-1448**

PATINA COOPER Finishes - Acabados Spazzolato



All sizes are rectified and without bevel edge finish.
 Todos los formatos son rectificadas y no biseñados.
 Tiles with random shade and aspect variation.
 Producto con alta variación cromática y desentonificación en composiciones.

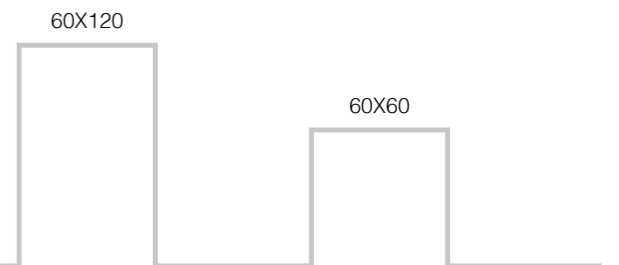
Decors	SIZE / Formato	WHITE	GOLD	COPPER
		Spazzolato	Spazzolato	Spazzolato
	29,75x59,55 cm 11.71"x23.44"	Decor Ramp	G-1942	G-1942

Packing List	Real Size cm	Real Size "	Box/ Pallet	Pzs/ Box	M2/ Pallet	M2/ Box	SQF/ Pallet	SQF/ Box	Kg/ Pallet	Kg/ Box	Kg/ Piece
60x120 (7 MM)	59,55x119,3	23.44x46.97	30	2	1,42	42,63	15,29	458,83	780	25,234	12,437
60x60 (11 MM)	59,55x59,55	23.44x23.44	30	3	31,92	1,06	343,54	11,45	796	25,755	8,5

Techincal data	DIN	CLASS	DCOF	PTV	CLASE
	51130	DIN 51097	ANSI A 137.1-2012	BS EN 13036-4	UNE 41901 EX
Spazzolato	R10	-	>0,42	>24	1

Test realized in external laboratory on September 2018, in the current consignment of Aluminum Gold Spazzolato 60x120. Prueba realizada en laboratorio externo Septiembre 2018, sobre la actual partida de Aluminum Gold Spazzolato 60x120. Consult specific product test result value before supplying. Consultar valor de un producto específico antes del suministro.

Sizes



METAL & NANOCORTEN

PORCELAIN



TITANIUM

60x120	59,55 x 119,3 cm - 23.45" x 46.97"	11 mm
Metal Titanium Natural		G-1534
60x60	59,55 x 59,55 cm - 23.45" x 23.45"	11 mm
Metal Titanium Natural		G-1410
Metal Titanium Lappato		G-1446
30x60	29,75 x 59,55 cm - 11.71"x23.44"	11 mm
Metal Titanium Natural		G-1298
Metal Titanium Lappato		G-1330
45x90	44,63 x 89,46 cm - 17.57" x 35.22")	5 mm
Nanocorten Titanium Lappato		G-1372



COPPER

60x120	59,55 x 119,3 cm - 23.45" x 46.97"	11 mm
Metal Cooper Natural		G-1534
60x60	59,55 x 59,55 cm - 23.45" x 23.45"	11 mm
Metal Cooper Natural		G-1410
Metal Titanium Lappato		G-1446
30x60	29,75 x 59,55 cm - 11.71"x23.44"	11 mm
Metal Cooper Natural		G-1298
Metal Cooper Lappato		G-1330
45x90	44,63 x 89,46 cm - 17.57" x 35.22")	5 mm
Nanocorten Cooper Lappato		G-1372

Mosaics	SIZE / Formato	TITANIUM		COPPER	
		Natural	Lappato	Natural	Lappato
	29,75x29,75 cm 11.71"x11.71"	Mosaico 2,5x2,5 Nanocorten 5 mm	G-1732		G-1732
	29,75x29,75 cm 11.71"x11.71"	Mosaico 2,5x2,5 Metal 11 mm	G-1780		G-1780
	29,75x29,75 cm 11.71"x11.71"	Mosaico 2,5x10 Metal 11 mm	G-1708		G-1708
	14,74x 44,63 cm 5.80" x 17.57"	Mosaico flake Nanocorten 5 mm	G-211		G-211
	13,8 x 25,75 cm 5.43" x 10.14"	Mosaico blend Metal 11 mm	G-235		G-235

Decors	SIZE / Formato	TITANIUM		COPPER	
		Natural	Lappato	Natural	Lappato
	29,75x59,55 cm 11,71"x23,45"	Preincisión 2,5x60 Metal 11 mm	G-1506		G-1506
	29,75x59,55 cm 11,71"x23,45"	Preincisión 7,5x60 Metal 11 mm	G-1426		G-1426

Rodapie	SIZE / Formato	TITANIUM		COPPER	
		Natural	Lappato	Natural	Lappato
	7,5x60	Rodapie	G-97		G-97

Listas	SIZE / Formato	TITANIUM		COPPER	
		Natural	Lappato	Natural	Lappato
	10x60 cm	lista	G-91		G-95
	7,5x60 cm	lista	G-89		G-93
	2,5x60 cm	lista	G-85		G-89

Gradone	SIZE / Formato	TITANIUM		COPPER	
		Natural	Lappato	Natural	Lappato
	30x120	Gradone	G-795		G-795
		Gradone Ángulo			
	30x60	Gradone	G-499		G-499
		Gradone Ángulo	G-559		G-559
	60x60	Gradone	G-585		G-585
		Gradone Ángulo	G-633		G-633

Peldaño	SIZE / Formato	TITANIUM		COPPER	
		Natural	Lappato	Natural	Lappato
	30x120	Peldaño	G-519		G-519
		Peldaño Ángulo	-		
	30x60	Peldaño	G-303		G-303
		Peldaño Ángulo	G-315		G-315
	30x60	Peldaño	G-195		G-195
		Peldaño Ángulo	G-211		G-211

Packing List	Real Size cm	Real Size "	Box/ Pallet	Pzs/ Box	M2/ Pallet	M2/ Box	SQF/ Box	SQF/ Box	Kg/ Pallet	Kg/ Box	Kg/ Piece
60x120 (11 MM)	59,55x119,3	23.44x46.97	50	1	35,52	0,71	382,35	7,65	1000	19,54	19,18
60x60 (11 MM)	59,55x59,55	23.44x23.44	30	3	31,92	1,06	343,54	11,45	796	25,755	8,5
30x60 (11 MM)	29,75x59,55	11.71x23.44	40	6	42,52	1,06	457,67	11,44	1044	25,519	4,214
45x90 (5 MM)	44,63x89,46	17.57x35.22	27	7	75,46	2,79	812,25	30,08	956	34,553	4,898
22,5x90 (5 MM)	22,21x89,46	8.74x35.22	36	12	85,83	2,38	923,92	25,66	1018	27,645	2,28

METAL COPPER & TITANIUM TO BE CLEANED ONLY WITH PH NEUTRAL.
METAL COPPER & TITANIUM SE DEBEN LIMPIAR SOLO CON PRODUCTOS PH NEUTROS

Finishes - Acabados

Natural



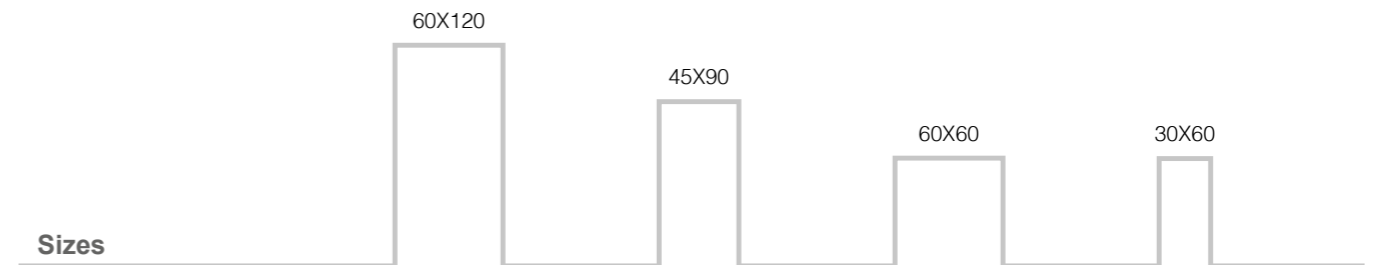
Lappato



All sizes are rectified and without bevel edge finish.
Todos los formatos son rectificadas y no biseadas.
Tiles with random shade and aspect variation.
Producto con alta variación cromática y deshomogeneización en composiciones.

Techincal data	DIN	CLASS	DCOF	PTV	CLASE
	51130	DIN 51097	ANSI A 137.1-2012	BS EN 13036-4	UNE 41901 EX
Natural	R9	-	>0,42	>24	1
Lappato	-	-	-	>24	1

Test done in Metal Titanium Natural 30x60. Average test result value on October 2005. Consult specific product test result value before supplying. Prueba realizada sobre el producto Metal Titanium Natural 30x60. Valor de media a fecha Octubre de 2005. Consultar valor de un producto específico antes del suministro. BS EN 7976-2 - Test done in Metal Copper Lappato. Average test result value on July 2013. Consult specific product test result value before supplying. Prueba realizada sobre el producto Metal Copper Lappato. Valor de media a fecha de julio de 2013. Consultar valor de un producto específico antes del suministro.



Sizes

FRAGMENTA



floor: FRAGMENTA Blue Natural 60x60




walls: FRAGMENTA Grey Natural 25x100
ARIA Black Decor 25x100



walls: FRAGMENTA Grey Natural 25x100
ARIA Black Decor 25x100
floor: ARIA Black Natural 25x100



floor: FRAGMENTA Grey Solid 50x100



FRAGMENTA

PORCELAIN



BEIGE

50x100	49,75x99,55 cm - 19.58"x39.19"	10 mm
FRAGMENTA Beige Natural		G-7180
25x100	24,75x99,55 cm - 9.84"x39.19"	10 mm
FRAGMENTA Beige Natural		G-7180
60x60	59,55x59,55 cm - 23.62"x23.62"	10 mm
FRAGMENTA Beige Natural		G-7180
12,5x50	12,28x49,68 cm - 4.83"x19.55"	10 mm
FRAGMENTA Beige Natura		G-7426
8x50	8,12x49,68 cm - 3.2"x19.55"	10 mm
FRAGMENTA Beige Natural		G-7452



GREY

50x100	49,75x99,55 cm - 19.58"x39.19"	10 mm
FRAGMENTA Grey Natural		G-7180
25x100	24,75x99,55 cm - 9.84"x39.19"	10 mm
FRAGMENTA Grey Natural		G-7180
60x60	59,55x59,55 cm - 23.62"x23.62"	10 mm
FRAGMENTA Grey Natural		G-7180
12,5x50	12,28x49,68 cm - 4.83"x19.55"	10 mm
FRAGMENTA Grey Natura		G-7426
8x50	8,12x49,68 cm - 3.2"x19.55"	10 mm
FRAGMENTA Grey Natural		G-7452



BLUE

50x100	49,75x99,55 cm - 19.58"x39.19"	10 mm
FRAGMENTA Blue Natural		G-7180
25x100	24,75x99,55 cm - 9.84"x39.19"	10 mm
FRAGMENTA Blue Natural		G-7180
60x60	59,55x59,55 cm - 23.62"x23.62"	10 mm
FRAGMENTA Blue Natural		G-7180
12,5x50	12,28x49,68 cm - 4.83"x19.55"	10 mm
FRAGMENTA Blue Natura		G-7426
8x50	8,12x49,68 cm - 3.2"x19.55"	10 mm
FRAGMENTA Blue Natural		G-7452

Solid 2 cm



SOLID 2 cm

50x100	49,75x99,55 cm - 19.58"x39.19"	20 mm
FRAGMENTA Grey Solid 2 cm		G-9234
FRAGMENTA Beige Solid 2 cm		G-9234

All sizes are rectified and without bevel edge finish.
 Todos los formatos son rectificadas y no biseñados.
 Tiles with random shade and aspect variation.
 Producto con alta variación cromática y destonificación en composiciones.

Mosaics	SIZE / Formato		BEIGE	BLUE	GREY
			Natural	Natural	Natural
	29,75x29,75 cm 11.71"x11.71"	Mosaico 5x5	G-7558	G-7558	G-7558

Rodapie	SIZE / Formato		BEIGE	BLUE	GREY
			Natural	Natural	Natural
	7,5x100	Rodapie	G-6115	G-6115	G-6115
	7,5x60	Rodapie	G-6071	G-6071	G-6071
	7,5x50	Rodapie	G-6071	G-6071	G-6071

Listas	SIZE / Formato		BEIGE	BLUE	GREY
			Natural	Natural	Natural
	7,5x100	Listas	G-6111	G-6111	G-6111
	7,5x60	Listas	G-6065	G-6065	G-6065
	7,5x50	Listas	G-6065	G-6065	G-6065

Gradone	SIZE / Formato		BEIGE	BLUE	GREY
			Natural	Natural	Natural
	50x100	Gradone	G-6655	G-6655	G-6655
	60x60	Gradone	G-6559	G-6559	G-6559

Peldaño	SIZE / Formato		BEIGE	BLUE	GREY
			Natural	Natural	Natural
	50x100	Peldaño	G-6337	G-6337	G-6337
	60x60	Peldaño	G-6197	G-6197	G-6197

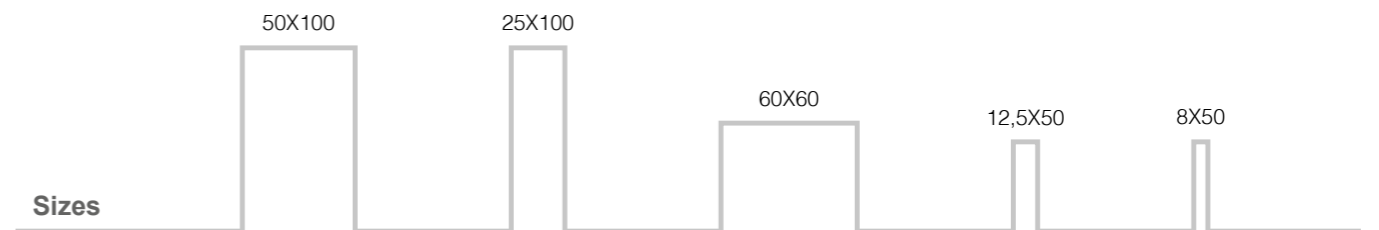
2 Cm Peldaño L	SIZE / Formato		BEIGE	BLUE	GREY
			Solid 2 Cm	Solid 2 Cm	Solid 2 Cm
	44x100	Peldaño "L"	G-623	G-623	G-623

2 Cm Drain	SIZE / Formato		BEIGE	BLUE	GREY
			Solid 2 Cm	Solid 2 Cm	Solid 2 Cm
	25x100	Drain	G-471	G-471	G-471
	25x25	Drain Angle	G-187	G-187	G-187
	25x100	Drain Diagonal	G-471	G-471	G-471

Packing List	Real Size cm	Real Size "	Box/ Pallet	Pzs/ Box	M2/ Pallet	M2/ Box	SQF/ Pallet	SQF/ Box	Kg/ Pallet	Kg/ Box	Kg/ Piece
50x100 (10 mm)	49,75x99,55	19.59x39.19	27	3	40,116	1,486	431,810	15,993	941	34,102	11,269
25x100 (10 mm)	24,75x99,55	9.74x39.19	42	7	72,438	1,725	779,718	18,565	1650	38,891	5,523
60x60 (10 mm)	59,55x59,55	23.44x23.44	30	4	42,554	1,418	458,056	15,269	972	31,743	7,849
50x100 (Solid 2 cm)	49,75x99,55	19.59x39.19	36	1	17,829	0,495	191,916	5,331	825	22,362	22,067

Techincal data	DIN	CLASS	DCOF	PTV	CLASE
	51130	DIN 51097	ANSI A 137.1-2012	BS EN 13036-4	UNE 41901 EX
Natural	R		>	>24	1
Solid 2 cm	R	C	>0,42	>36	3

DIN 51130 / DIN 51097 / UNE-ENV 12633 - Test done in Fragmenta Beige Natural. Average test result value on September 2022. Consult specific product test result value before supplying.
 DIN 51130 / DIN 51097 / UNE-ENV 12633 - Prueba realizada sobre el producto Fragmenta Beige Natural. Valor de media a fecha de Septiembre 2022. Consultar valor de un producto específico antes del suministro.



Sizes








Cassero Grey Natural 120x300 & Emotion Grey Naural

CASSERO

PORCELAIN



WHITE

120x300	119,3x300 cm - 46.97"x118.11"	6 mm
CASSERO White Natural		G-3381
120x120	119,3x119,3 cm - 46.97"x46.97"	6 mm
CASSERO White Natural		G-3381
60x150	59,55x150 cm - 23.44"x59.05"	6 mm
CASSERO White Natural		G-3381
60x120	59,55x119,3 cm - 23.44"x46.97"	7 mm
CASSERO White Natural		G-1304
45x90	44,63x89,46 cm - 17.57"x35.22"	7 mm
CASSERO White Natural		G-1208
60x60	59,55x59,55 cm - 23.44"x23.44"	7 mm
CASSERO White Natural		G-1208



GREY

120x300	119,3x300 cm - 46.97"x118.11"	6 mm
CASSERO Grey Natural		G-3381
120x120	119,3x119,3 cm - 46.97"x46.97"	6 mm
CASSERO Grey Natural		G-3381
60x150	59,55x150 cm - 23.44"x59.05"	6 mm
CASSERO Grey Natural		G-3381
60x120	59,55x119,3 cm - 23.44"x46.97"	7 mm
CASSERO Grey Natural		G-1304
45x90	44,63x89,46 cm - 17.57"x35.22"	7 mm
CASSERO Grey Natural		G-1208
60x60	59,55x59,55 cm - 23.44"x23.44"	7 mm
CASSERO Grey Natural		G-1208



ANTHRACITE

120x300	119,3x300 cm - 46.97"x118.11"	6 mm
CASSERO Anthracite Natural		G-3381
120x120	119,3x119,3 cm - 46.97"x46.97"	6 mm
CASSERO Anthracite Natural		G-3381
60x150	59,55x150 cm - 23.44"x59.05"	6 mm
CASSERO Anthracite Natural		G-3381
60x120	59,55x119,3 cm - 23.44"x46.97"	7 mm
CASSERO Anthracite Natural		G-1304
45x90	44,63x89,46 cm - 17.57"x35.22"	7 mm
CASSERO Anthracite Natural		G-1208
60x60	59,55x59,55 cm - 23.44"x23.44"	7 mm
CASSERO Anthracite Natural		G-1208

Finishes - Acabados

Natural



All sizes are rectified and without bevel edge finish.
 Todos los formatos son rectificadas y no biseladas.
 Tiles with random shade and aspect variation.
 Producto con alta variación cromática y desentonificación en composiciones.

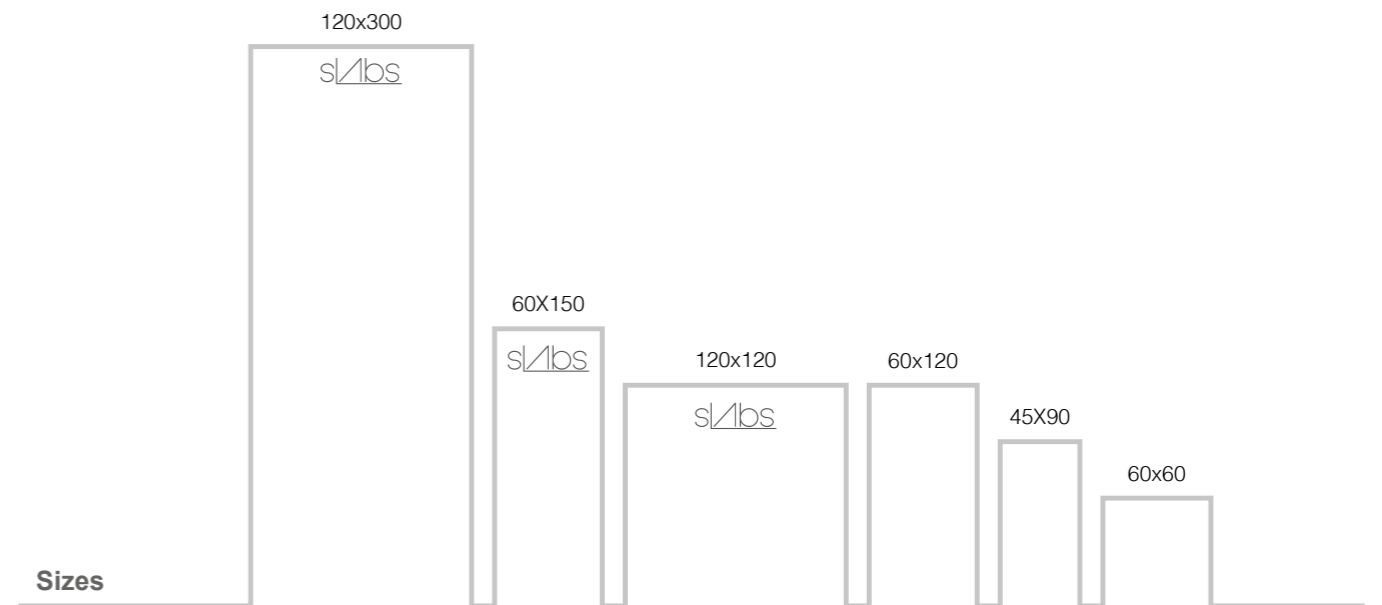
Mosaics	SIZE / Formato	WHITE	GREY	ANTHRACITE
		Natural	Natural	Natural
	29,75x29,75 cm 11.71"x 11.71"	Mosaico 5x5 G-1616	G-1616	G-1616

Gradone	SIZE / Formato	WHITE	GREY	ANTHRACITE
		Natural	Natural	Natural
	30x300 Gradone	G-2875	G-2875	G-2875
	30x150 Gradone	G-2741	G-2741	G-2741

Peldaño	SIZE / Formato	WHITE	GREY	ANTHRACITE
		Natural	Natural	Natural
	30x300 Peldaño	G-2839	G-2839	G-2839
	30x150 Peldaño	G-2651	G-2651	G-2651

Packing List	Real Size cm	Real Size "	Box/ Pallet	Pzs/ Box	M2/ Pallet	M2/ Box	SQF/ Pallet	SQF/ Box	Kg/ Pallet	Kg/ Box	Kg/ Piece
120x300 6mm	119,3x300	46.97"x118.11"	17	1	61,200	3,579	658,757	38,524	1031	61,000	61,000
120x120 6mm	119,30x119,3	46.97"x46.97"	32	1	45,544	1,423	490,235	15,320	855	25,150	24,500
60x150 6mm	59,55x150	23.45"x59.06"	30	2	53,595	1,787	576,897	19,230	874	30,440	15,220
60x120 7mm	59,55x119,3	23.45"x46.97"	30	2	42,626	1,421	458,825	15,294	780	25,234	12,437
45x90 7mm	44,6389,46	17.57"x35.22"	27	5	53,900	1,996	580,181	21,488	980	35,442	7,035
60x60 7mm	59,55x59,55	23.45"x23.45"	30	5	53,193	1,773	572,570	19,086	950	30,898	6,129

Technical data	DIN 51130	CLASS DIN 51097	DCOF ANSI A 137.1-2012	PTV BS EN 13036-4	CLASE UNE 41901 EX
Natural	R10	B	>0,42	>24	1



"Simplicity is one of the secrets to achieving happiness."
FJ. Sales

"La simplicidad es uno de los secretos para conseguir la felicidad."
FJ. Sales





floor: Ozone Grey Natural 60x120



walls: OZONE Grey Frame Matt 45x120





BROWN

60x120	59,55x119,3 cm - 23.45"x46.97"	7 mm
OZONE Brown Natural		G-1292
45x90	44,63x89,46 cm - 17.57"x35.22"	7 mm
OZONE Brown Natural		G-1194
60x60	59,55x59,55 cm - 23.45"x23.45"	7 mm
OZONE Brown Natural		G-1186



IVORY

60x120	59,55x119,3 cm - 23.45"x46.97"	7 mm
OZONE Ivory Natural		G-1292
45x90	44,63x89,46 cm - 17.57"x35.22"	7 mm
OZONE Ivory Natural		G-1194
60x60	59,55x59,55 cm - 23.45"x23.45"	7 mm
OZONE Ivory Natural		G-1186



GREY

60x120	59,55x119,3 cm - 23.45"x46.97"	7 mm
OZONE Grey Natural		G-1292
45x90	44,63x89,46 cm - 17.57"x35.22"	7 mm
OZONE Grey Natural		G-1194
60x60	59,55x59,55 cm - 23.45"x23.45"	7 mm
OZONE Grey Natural		G-1186

Decors

Decorados



Hexagon 25x29 cm - 9.84"x11.42" **10 mm.**
OZONE Brown Decor Hexagon **G-7254**



Hexagon 25x29 cm - 9.84"x11.42" **10 mm.**
OZONE Ivory Decor Hexagon **G-7254**



60x60 59,55x59,55 cm - 23.45"x23.45" **7 mm.**
OZONE Blue Decor **G-1234**

All sizes are rectified and without bevel edge finish.
Todos los formatos son rectificadas y no biselados.
Tiles with random shade and aspect variation.
Producto con alta variación cromática y desentonificación en composiciones.

Mosaics	SIZE / Formato	BROWN	IVORY	GREY
		Natural	Natural	Natural
	29,75x29,75 cm 11.71"x 11.71"	Mosaico 5x5 G-1584	G-1584	G-1584

Rodapie	SIZE / Formato	BROWN	IVORY	GREY
		Natural	Natural	Natural
	7,5x90 Rodapie	G-123	G-123	G-123
	7,5x60 Rodapie	G-93	G-93	G-93

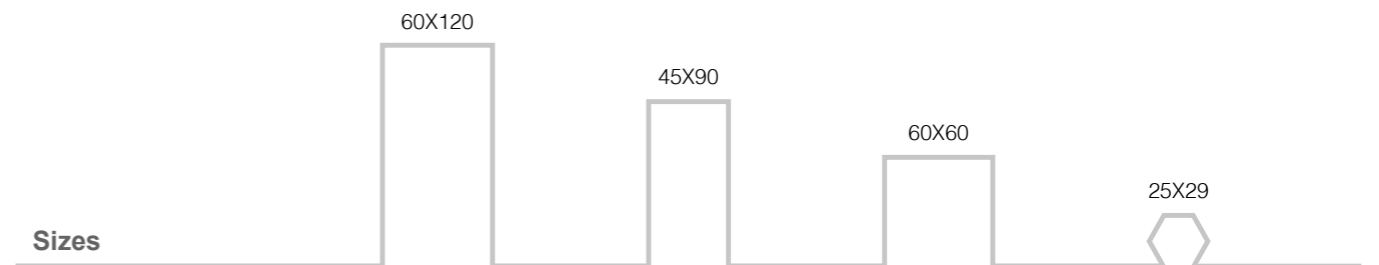
Listas	SIZE / Formato	BROWN	IVORY	GREY
		Natural	Natural	Natural
	7,5x90 Listas	G-103	G-103	G-103
	7,5x60 Listas	G-91	G-91	G-91

Gradone	SIZE / Formato	BROWN	IVORY	GREY
		Natural	Natural	Natural
	30x120 Gradone	G-701	G-701	G-701
	Gradone Ángulo	G-755	G-755	G-755
	45x90 Gradone	G-603	G-603	G-603
	Gradone Ángulo	G-623	G-623	G-623
	60x60 Gradone	G-543	G-543	G-543
	Gradone Ángulo	G-599	G-599	G-599

Peldaño	SIZE / Formato	BROWN	IVORY	GREY
		Natural	Natural	Natural
	30x120 Peldaño	G-323	G-323	G-323
	Peldaño Ángulo	G-337	G-337	G-337
	45x90 Peldaño	G-303	G-303	G-303
	Peldaño Ángulo	G-315	G-315	G-315
	60x60 Peldaño	G-227	G-227	G-227
	Peldaño Ángulo	G-251	G-251	G-251

Packing List	Real Size cm	Real Size "	Box/ Pallet	Pzs/ Box	M2/ Pallet	M2/ Box	SQF/ Pallet	SQF/ Box	Kg/ Pallet	Kg/ Box	Kg/ Piece
60x120 (7 MM)	59,55x119,3	23.44x46.97	30	2	42,63	1,42	458,83	15,29	780	25,234	12,437
45x90 (7 MM)	44,63x89,46	17.57x35.22	27	5	53,90	2,00	580,18	21,49	980	35,442	7,035
60x60 (7 MM)	59,55x59,55	23.44x23.44	30	5	53,19	1,77	572,57	19,09	950	30,898	6,129
25x29 SR Hexagon	25x29	9.84x11.42	48	17	44,88	0,94	483,09	10,06	1060	21,767	1,271

Techincal data	DIN	CLASS	DCOF	PTV	CLASE
	51130 R10	DIN 51097 -	ANSI A 137.1-2012 >0,42	BS EN 13036-4 >24	UNE 41901 EX 1





OZONE IVORY MATT

45x120 44,63x119,30 cm - 17.57"x46.97" **7 mm**
OZONE Ivory Matt G-7180



OZONE IVORY FRAME MATT

45x120 44,63x119,30 cm - 17.57"x46.97" **7 mm**
OZONE Ivory Frame Matt G-7208



OZONE PATCHWORK DECOR

45x120 44,63x119,30 cm - 17.57"x46.97" **7 mm**
OZONE Patchwork Decor G-7298




OZONE GREY MATT

45x120 44,63x119,30 cm - 17.57"x46.97" **7 mm**
OZONE Grey Matt G-7180



OZONE GREY FRAME MATT

45x120 44,63x119,30 cm - 17.57"x46.97" **7 mm**
OZONE Grey Frame Matt G-7208



wall: OZONE Patchwork Decor 45x120

Packing List	Real Size cm	Real Size "	Box/ Pallet	Pzs/ Box	M2/ Pallet	M2/ Box	SQF/ Pallet	SQF/ Box	Kg/ Pallet	Kg/ Box	Kg/ Piece
45x120 (7 mm) Relief / Relieve	44,63x119,30	17.57x46.97	24	3	38,335	1,597	412,642	17,193	613	23,685	7,795
45x120 (7 mm)	44,63x119,30	17.57x46.97	24	4	51,114	2,130	550,189	22,925	800	31,480	7,795

All sizes are rectified and without bevel edge finish.
Todos los formatos son rectificadas y no biseñados.
Tiles with random shade and aspect variation.
Producto con alta variación cromática y desentonificación en composiciones.

Sizes

45X120









MOOD IVORY Natural Hexagon 25x29 & Decor Hexagon 25x29



MOOD

PORCELAIN



GREEN

120x260	119,3x260 cm - 46.97"x102.4"	6 mm
MOOD Green Natural		G-3365
120x120	119,3x119,3 cm - 46.97"x46.97"	6 mm
MOOD Green Natural		G-3365
60X120	59,55x119,3 cm - 23.45"x46.97"	7 mm
MOOD GREEN Polished		G-1410
100x100	99,55x99,55 cm - 39.37"x39.37"	10 mm
MOOD GREEN Natural		G-7268
50x100	49,75x99,55 cm - 19.69"x39.37"	10 mm
MOOD GREEN Natural		G-7162
60x60	59,55x59,55 cm - 23.62"x23.62"	7-10 mm
MOOD GREEN Natural 10 mm		G-7146
MOOD GREEN Polished 7 mm		G-1274
30x60	29,75x59,55 cm - 11.13"x23.62"	10 mm
MOOD GREEN Natural		G-7132
Hexagon	25x29 cm - 9.84"x11.42"	10 mm
MOOD GREEN Natural Hexagon		G-7230
MOOD GREEN Decor Hexagon		G-7254




BLUE

100x100	99,55x99,55 cm - 39.37"x39.37"	10 mm
MOOD BLUE Natural		G-7268
50x100	49,75x99,55 cm - 19.69"x39.37"	10 mm
MOOD BLUE Natural		G-7162
60x60	59,55x59,55 cm - 23.62"x23.62"	10 mm
MOOD BLUE Natural		G-7146
30x60	29,75x59,55 cm - 11.13"x23.62"	10 mm
MOOD BLUE Natural		G-7132



IVORY

100x100	99,55x99,55 cm - 39.37"x39.37"	10 mm
MOOD IVORY Natural		G-7268
50x100	49,75x99,55 cm - 19.69"x39.37"	10 mm
MOOD IVORY Natural		G-7162
60x60	59,55x59,55 cm - 23.62"x23.62"	10 mm
MOOD IVORY Natural		G-7146
30x60	29,75x59,55 cm - 11.13"x23.62"	10 mm
MOOD IVORY Natural		G-7132
Hexagon	25x29 cm - 9.84"x11.42"	10 mm
MOOD IVORY Natural Hexagon		G-7230
MOOD IVORY Decor Hexagon		G-7254



WHITE

100x100	99,55x99,55 cm - 39.37"x39.37"	10 mm
MOOD WHITE Natural		G-7268
50x100	49,75x99,55 cm - 19.69"x39.37"	10 mm
MOOD WHITE Natural		G-7162
60x60	59,55x59,55 cm - 23.62"x23.62"	10 mm
MOOD WHITE Natural		G-7146
30x60	29,75x59,55 cm - 11.13"x23.62"	10 mm
MOOD WHITE Natural		G-7132



BLACK

100x100	99,55x99,55 cm - 39.37"x39.37"	10 mm
MOOD BLACK Natural		G-7268
50x100	49,75x99,55 cm - 19.69"x39.37"	10 mm
MOOD BLACK Natural		G-7162
60x60	59,55x59,55 cm - 23.62"x23.62"	10 mm
MOOD BLACK Natural		G-7146
30x60	29,75x59,55 cm - 11.13"x23.62"	10 mm
MOOD BLACK Natural		G-7132

Mosaics	SIZE / Formato	BLACK	BLUE	GREEN	IVORY	WHITE
		Natural	Natural	Natural	Natural	Natural
	29,75x29,75 cm 11.71"x11.71"	Mosaico 5x5	G-7558	G-7558	G-7558	G-7558

Listas	SIZE / Formato	BLACK	BLUE	GREEN	IVORY	WHITE
		Natural	Natural	Natural	Natural	Natural
	7,5x100	Listas	G-6111	G-6111	G-6111	G-6111
	7,5x60	Listas	G-6087	G-6087	G-6087	G-6087
	7,5x50	Listas	G-6065	G-6065	G-6065	G-6065

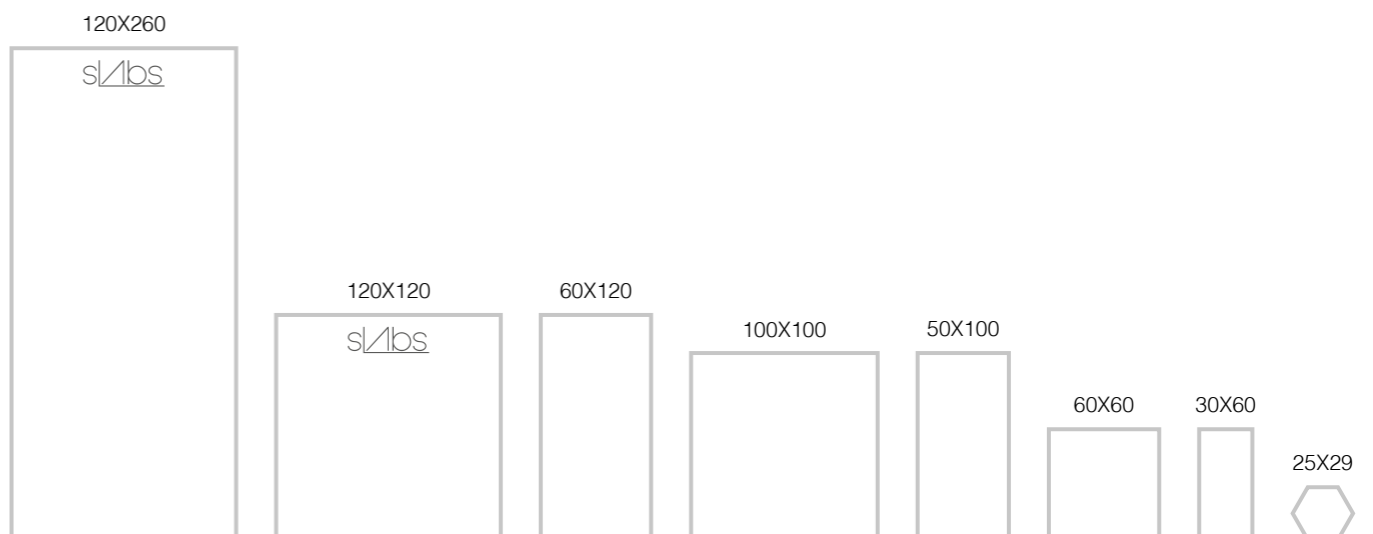
Rodapie	SIZE / Formato	BLACK	BLUE	GREEN	IVORY	WHITE
		Natural	Natural	Natural	Natural	Natural
	7,5x100	Rodapie	G-6115	G-6115	G-6115	G-6115
	7,5x60	Rodapie	G-6089	G-6089	G-6089	G-6089
	7,5x50	Rodapie	G-6071	G-6071	G-6071	G-6071

Gradone	SIZE / Formato	BLACK	BLUE	GREEN	IVORY	WHITE
		Natural	Natural	Natural	Natural	Natural
	30x260	Gradone		G-2875		
	30x130	Gradone		G-2741		
	100x100	Gradone	G-6723	G-6723	G-6723	G-6723
	50x100	Gradone	G-6655	G-6655	G-6655	G-6655
	60x60	Gradone	G-6559	G-6559	G-6559	G-6559
	30x60	Gradone	G-6471	G-6471	G-6471	G-6471

Peldaño	SIZE / Formato	BLACK	BLUE	GREEN	IVORY	WHITE
		Natural	Natural	Natural	Natural	Natural
	30x260	Peldaño		G-2839		
	30x130	Peldaño		G-2651		
	100x100	Peldaño	G-6541	G-6541	G-6541	G-6541
	50x100	Peldaño	G-6337	G-6337	G-6337	G-6337
	60x60	Peldaño	G-6197	G-6197	G-6197	G-6197
	30x60	Peldaño	G-6131	G-6131	G-6131	G-6131

Packing List	Real Size cm	Real Size "	Box/ Pallet	Pzs/ Box	M2/ Pallet	M2/ Box	SQF/ Pallet	SQF/ Box	Kg/ Pallet	Kg/ Box	Kg/ Piece
120x260 6 mm	119,3x260	46.97"x102.4"	17	1	52,731	3,102	567,592	33,388	900	49,410	49,410
120x120 6 mm	119,30x119,30	46.97"x46.97"	32	1	45,544	1,423	490,235	15,320	855	25,150	24,500
60x120 7 mm	59,55x119,30	23.44"x46.97"	30	2	1,42	42,63	15,29	458,83	780	25,234	12,437
100x100 10 mm	99,55x99,55	39.19"x39.19"	40	1	0,99	39,64	10,67	426,69	991	23,886	23,536
50x100 10 mm	49,75x99,55	19.59"x39.19"	27	3	1,49	40,12	15,99	431,81	941	34,102	11,269
60x60 7 mm	59,55x59,55	23.44"x23.44"	30	5	1,77	53,19	19,09	572,57	950	30,898	6,129
60x60 10 mm	59,55x59,55	23.44"x23.44"	30	4	42,554	1,418	458,056	15,269	972	31,743	7,849
30x60 10 mm	29,75x59,55	17.57"x23.44"	40	7	49,605	1,240	533,950	13,349	1150	28,179	3,992
25x29 10 mm	25x29	9.84"x11.42"	48	17	0,94	44,88	10,06	483,09	1060	21,767	1,271

Technical data	DIN 51130	CLASS DIN 51097	DCOF ANS I A 137.1-2012	PTV BS EN 13036-4	CLASE UNE 41901 EX
Natural	R10		>0,42	>24	1



All sizes are rectified and without bevel edge finish.
 Todos los formatos son rectificadas y no biselados.
 Tiles with random shade and aspect variation.
 Producto con alta variación cromática y destonificación en composiciones.

"We are all a single soul that needs to develop in order for the world to move forward and meet again."
Paulo Coelho

"Todos somos una única alma que precisa desarrollarse para que el mundo siga adelante y volvamos a encontrarnos."
Paulo Coelho



wall: Anima Multicolor Natural 60x120
floor: Anima Aqua Natural 60x120



floor: Anima Multicolor Natural 45x90



MULTICOLOR

60x120	59,55x119,3 cm - 23.45"x46.97"	7 mm
ANIMA Multicolor Natural		G-1304
45x90	44,63x89,46 cm - 17.57"x35.22"	7 mm
ANIMA Multicolor Natural		G-1208



PINK

60x120	59,55x119,3 cm - 23.45"x46.97"	7 mm
ANIMA Pink Natural		G-1304
45x90	44,63x89,46 cm - 17.57"x35.22"	7 mm
ANIMA Pink Natural		G-1208



AQUA

60x120	59,55x119,3 cm - 23.45"x46.97"	7 mm
ANIMA Aqua Natural		G-1304
45x90	44,63x89,46 cm - 17.57"x35.22"	7 mm
ANIMA Aqua Natural		G-1208

Finishes - Acabados

Natural



All sizes are rectified and without bevel edge finish.
 Todos los formatos son rectificadas y no biselados.
 Tiles with random shade and aspect variation.
 Producto con alta variación cromática y desentonificación en composiciones.

Mosaics	SIZE / Formato		MULTICOLOR	PINK	AQUA
			Natural	Natural	Natural
	29,75x29,75 cm 11.71"x 11.71"	Mosaico 5x5 - 7 mm	G-1616	G-1616	G-1616

Rodapie	SIZE / Formato		MULTICOLOR	PINK	AQUA
			Natural	Natural	Natural
	7,5x90	Rodapie	G-119	G-119	G-119

Listas	SIZE / Formato		MULTICOLOR	PINK	AQUA
			Natural	Natural	Natural
	7,5x90	Listas	G-109	G-109	G-109

Gradone	SIZE / Formato		MULTICOLOR	PINK	AQUA
			Natural	Natural	Natural
	30x120	Gradone	G-693	G-693	G-693
		Gradone Ángulo	G-749	G-749	G-749
	45x90	Gradone	G-603	G-603	G-603
		Gradone Ángulo	G-623	G-623	G-623

Peldaño	SIZE / Formato		MULTICOLOR	PINK	AQUA
			Natural	Natural	Natural
	30x120	Peldaño	G-323	G-323	G-323
		Peldaño Ángulo	G-337	G-337	G-337
	45x90	Peldaño	G-319	G-319	G-319
		Peldaño Ángulo	G-333	G-333	G-333

Packing List	Real Size cm	Real Size "	Box/ Pallet	Pzs/ Box	M2/ Pallet	M2/ Box	SQF/ Pallet	SQF/ Box	Kg/ Pallet	Kg/ Box	Kg/ Piece
60x120 (7 MM)	59,55x119,3	23.44x46.97	30	2	42,63	1,42	458,83	15,29	780	25,234	12,437
45x90 (7 MM)	44,63x89,46	17.57x35.22	27	5	53,90	2,00	580,18	21,49	980	35,442	7,035

Techincal data	DIN	CLASS	DCOF	PTV	CLASE
	51130	DIN 51097	ANSI A 137.1-2012	BS EN 13036-4	UNE 41901 EX
Natural	R10	-	>0,42	>36	2

Sizes

60x120



45X90





SOLID
2 cm



EMOTION GREY Solid 2CM 50x100

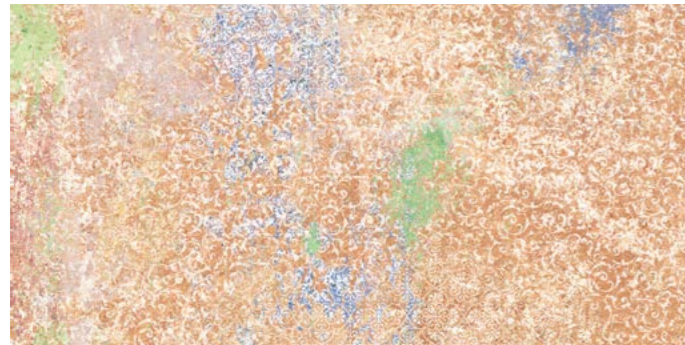






GREY

120x260	119,3x260 cm - 46.97"x102.4"	6 mm
EMOTION Grey Natural		G-3365
120x120	119,3x119,3 cm - 46.97"x46.97"	6 mm
EMOTION Grey Natural		G-3365
60x120	59,55x119,3 cm - 23.44"x46.97"	7 mm
EMOTION Grey Polished		G-1410
100x100	99,55x99,55 cm - 39.37"x39.37"	10 mm
EMOTION Grey Natural		G-7268
50x100	49,75x99,55 cm - 19.59"x39.37"	10 mm
EMOTION Grey Natural		G-7170
60x60	59,55x59,55 cm - 23.62"x23.62"	7-10 mm
EMOTION Grey Natural 10 mm		G-7170
EMOTION Grey Polished 7 mm		G-1274
Hexagon	25x29 cm - 9.84"x11.42"	10 mm
EMOTION Grey Natural Hexagon		G-7230




RED

100x100	99,55x99,55 cm - 39.37"x39.37"	10 mm
EMOTION Red Natural		G-7268
50x100	49,75x99,55 cm - 19.59"x39.37"	10 mm
EMOTION Red Natural		G-7170
60x60	59,55x59,55 cm - 23.62"x23.62"	10 mm
EMOTION Red Natural		G-7170
Hexagon	25x29 cm - 9.84"x11.42"	10 mm
EMOTION Red Natural Hexagon		G-7230



BEIGE

100x100	99,55x99,55 cm - 39.37"x39.37"	10 mm
EMOTION Beige Natural		G-7268
50x100	49,75x99,55 cm - 19.59"x39.37"	10 mm
EMOTION Beige Natural		G-7170
60x60	59,55x59,55 cm - 23.62"x23.62"	10 mm
EMOTION Beige Natural		G-7170



WHITE

100x100	99,55x99,55 cm - 39.37"x39.37"	10 mm
EMOTION White Natural		G-7268
50x100	49,75x99,55 cm - 19.59"x39.37"	10 mm
EMOTION White Natural		G-7170
60x60	59,55x59,55 cm - 23.62"x23.62"	10 mm
EMOTION White Natural		G-7170



SOLID 2 cm

50x100	49,75x99,55 cm - 19.59"x39.37"	20 mm
EMOTION Grey Solid 2 cm		G-9234

Mosaics	SIZE / Formato	GREY	RED	BEIGE	WHITE	
		Natural	Natural	Natural	Natural	
	29,75x29,75 cm 11.71"x11.71"	Mosaico 5x5	G-7558	G-7558	G-7558	G-7558

Rodapie	SIZE / Formato	GREY	RED	BEIGE	WHITE	
		Natural	Natural	Natural	Natural	
	7,5x100	Rodapie	G-6115	G-6115	G-6115	G-6115
	7,5x60	Rodapie	G-6071	G-6071	G-6071	G-6071
	7,5x50	Rodapie	G-6071	G-6071	G-6071	G-6071

Listas	SIZE / Formato	GREY	RED	BEIGE	WHITE	
		Natural	Natural	Natural	Natural	
	7,5x100	Listas	G-6111	G-6111	G-6111	G-6111
	7,5x60	Listas	G-6065	G-6065	G-6065	G-6065
	7,5x50	Listas	G-6065	G-6065	G-6065	G-6065

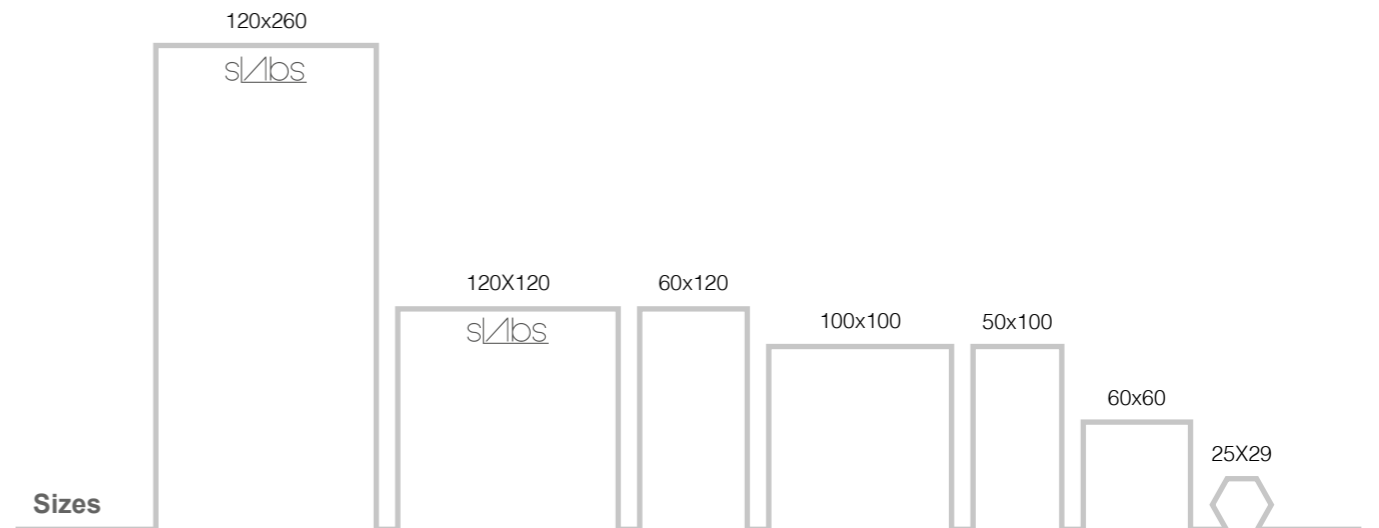
Peldaño	SIZE / Formato	GREY	RED	BEIGE	WHITE	
		Natural	Natural	Natural	Natural	
	100x100	Peldaño	G-6541	G-6541	G-6541	G-6541
		Peldaño Ángulo	G-6623	G-6623	G-6623	G-6623
	50x100	Peldaño	G-6337	G-6337	G-6337	G-6337
		Peldaño Ángulo	G-6375	G-6375	G-6375	G-6375
	60x60	Peldaño	G-6197	G-6197	G-6197	G-6197
		Peldaño Ángulo	G-6281	G-6281	G-6281	G-6281

2 Cm Peldaño L	SIZE / Formato	GREY	RED	BEIGE	WHITE	
		Solid 2 Cm	Solid 2 Cm	Solid 2 Cm	Solid 2 Cm	
	44x100	Peldaño "L"	G-623			

2 Cm Drain	SIZE / Formato	GREY	RED	BEIGE	WHITE
		Solid 2 Cm	Solid 2 Cm	Solid 2 Cm	Solid 2 Cm
	25x100	Drain	G-471		
	25x25	Drain Angle	G-187		
	25x100	Drain Diagonal	G-471		

Packing List	Real Size cm	Real Size "	Box/ Pallet	Pzs/ Box	M2/ Pallet	M2/ Box	SQF/ Pallet	SQF/ Box	Kg/ Pallet	Kg/ Box	Kg/ Piece
120x260 6mm	119,3x260	46.97"x102.4"	17	1	52,731	3,102	567,592	33,388	900	49,410	49,410
120x120 6mm	119,30x119,3	46.97"x46.97"	32	1	45,544	1,423	490,235	15,320	855	25,150	24,500
60x120 (7 mm)	59,55x119,30	23.44"x46.97"	30	2	1,42	42,63	15,29	458,83	780	25,234	12,437
100x100 (10 mm)	99,55x99,55	39.19"x39.19"	40	1	0,99	39,64	10,67	426,69	991	23,886	23,536
50x100 (10 mm)	49,75x99,55	19.59"x39.19"	27	3	1,49	40,12	15,99	431,81	941	34,102	11,269
50x100 2 CM	49,75x99,55	19.59"x39.19"	36	1	0,50	17,83	5,33	191,92	825	22,362	22,067
60x60 (7 mm)	59,55x59,55	23.44"x23.44"	30	5	1,77	53,19	19,09	572,57	950	30,898	6,129
60x60 (10 mm)	59,55x59,55	23.44"x23.44"	30	4	1,42	42,55	15,27	458,06	972	31,743	7,849
25x29 SR Hexagon	25x29,00	9.84"x11.42"	48	17	0,94	44,88	10,06	483,09	1060	21,767	1,271

Techincal data	DIN	CLASS	DCOF	PTV	CLASE
	51130	DIN 51097	ANSI A 137.1-2012	BS EN 13036-4	UNE 41901 EX
Natural	R10	-	>0,42	>24	1
Solid 2 Cm	R11	C	>0,42	>36	3



Sizes

All sizes are rectified and without bevel edge finish.
 Todos los formatos son rectificadas y no biseñados.
 Tiles with random shade and aspect variation.
 Producto con alta variación cromática y desentonificación en composiciones.





wall: Degradée Blue Decor 60x120
floor: Degradée Blue Natural 60x120

DEGRADEE

PORCELAIN



60x120	59,55x119,3 cm - 23.45"x46.97"	7 mm
DEGRADEE Blue Natural		G-1282
20x120	19,71x119,3 cm - 7.76"x46.97"	7 mm
DEGRADEE Blue Natural		G-1410
45x90	44,63x89,46 cm - 17.57"x35.22"	7 mm
DEGRADEE Blue Natural		G-1186

Mosaics 	SIZE / Formato 29,75x29,75 cm 11.71"x 11.71"	Mosaico 5x5	BLUE	RED
			Natural	Natural
			G-1616	G-1616



60x120	59,55x119,3 cm - 23.45"x46.97"	7 mm
DEGRADEE Blue Decor		G-1342
20x120	19,71x119,3 cm - 7.76"x46.97"	7 mm
DEGRADEE Blue Decor		G-1456

Rodapie 	SIZE / Formato 7,5x90	Rodapie	BLUE	RED
			Natural	Natural
			G-119	G-119

BLUE

Listas 	SIZE / Formato 7,5x90	Listas	BLUE	RED
			Natural	Natural
			G-109	G-109

Packing List	Real Size cm	Real Size "	Box/ Pallet	Pzs/ Box	M2/ Pallet	M2/ Box	SQF/ Pallet	SQF/ Box	Kg/ Pallet	Kg/ Box	Kg/ Piece
60x120 (7 MM)	59,55x119,3	23.44x46.97	30	2	42,63	1,42	458,83	15,29	780	25,234	12,437
20x120 (7 MM)	19,71x119,30	7.76x46.97	36	6	50,79	1,41	546,71	15,19	547	24,94	4,11
45x90 (7 MM)	44,63x89,46	17.57x35.22	27	5	53,90	2,00	580,18	21,49	980	35,442	7,035

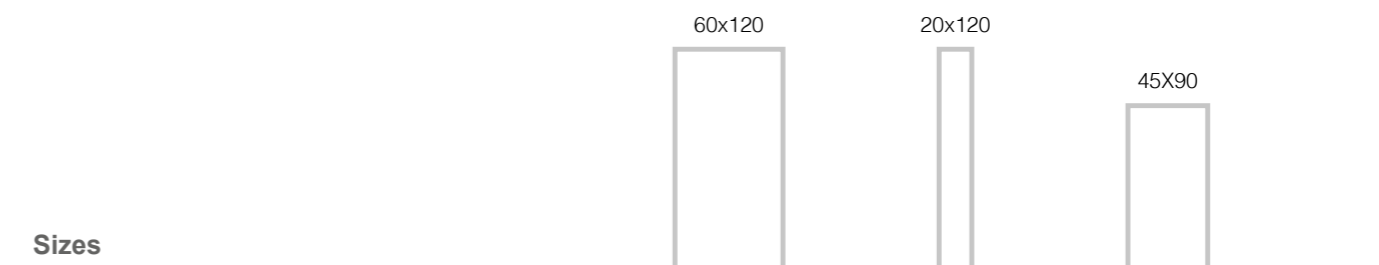


60x120	59,55x119,3 cm - 23.45"x46.97"	7 mm
DEGRADEE Red Natural		G-1282
20x120	19,71x119,3 cm - 7.76"x46.97"	7 mm
DEGRADEE Red Natural		G-1410
45x90	44,63x89,46 cm - 17.57"x35.22"	7 mm
DEGRADEE Red Natural		G-1186

Techincal data	DIN	CLASS	DCOF	PTV	CLASE
	51130	DIN 51097	ANSI A 137.1-2012	BS EN 13036-4	UNE 41901 EX
Natural Blue	R10		>0,42	>24	1
Natural Red	R10		>0,42	>36	2
Decor Blue - Red	R10		>0,42	>24	1




60x120	59,55x119,3 cm - 23.45"x46.97"	7 mm
DEGRADEE Red Decor		G-1342
20x120	19,71x119,3 cm - 7.76"x46.97"	7 mm
DEGRADEE Red Decor		G-1456




All sizes are rectified and without bevel edge finish.
 Todos los formatos son rectificadas y no biselados.
 Tiles with random shade and aspect variation.
 Producto con alta variación cromática y deshomogeneización en composiciones.





FERNAND CINA - Salgesch - Switzerland
Equinox Anthracite 120x120



ANTHRACITE

120x260	119,3x260 cm - 46.97"x102.4"	6 mm
EQUINOX Anthracite Natural		G-3381
60x260	59,55x260 cm - 23.45"x102.4"	6 mm
EQUINOX Anthracite Natural		G-3381
120x120	119,3x119,3 cm - 46.97"x46.97"	6 mm
EQUINOX Anthracite Natural		G-3381
60x60	59,55x59,55 cm - 23.62"x23.62"	7 mm
EQUINOX Anthracite Satin		G-1202



WHITE

120x260	119,3x260 cm - 46.97"x102.4"	6 mm
EQUINOX White Natural		G-3381
60x260	59,55x260 cm - 23.45"x102.4"	6 mm
EQUINOX White Natural		G-3381
120x120	119,3x119,3 cm - 46.97"x46.97"	6 mm
EQUINOX White Natural		G-3381
60x60	59,55x59,55 cm - 23.62"x23.62"	7 mm
EQUINOX White Satin		G-1180
30x60	29,75x59,55 cm - 11.71"x23.45"	7 mm
EQUINOX White Satin		G-1162




GREY

162x324	162x324 cm - 63.8"x127.6"	12 mm
EQUINOX Grey Natural		G-3520
120x260	119,3x260 cm - 46.97"x102.4"	6 mm
EQUINOX Grey Natural		G-3381
60x260	59,55x260 cm - 23.45"x102.4"	6 mm
EQUINOX Grey Natural		G-3381
120x120	119,3x119,3 cm - 46.97"x46.97"	6 mm
EQUINOX Grey Natural		G-3381
60x120	59,55x119,3 cm - 23.45"x46.97"	7 mm
EQUINOX Grey Satin		G-1282

Decors / Decorados



60x260	(59,55x260 cm - 23.45"x102.4")	6 mm.
EQUINOX Anthracite Diamond Decor		G-2928



60x260	(59,55x260 cm - 23.45"x102.4")	6 mm.
EQUINOX Anthracite Stripes Decor		G-2928

Solid 2 cm



SOLID 2 cm

50x100	49,75x99,55 cm - 19.59"x39.37"	20 mm
EQUINOX Grey Solid 2 cm		G-9234

Rodapie	SIZE / Formato	ANTHRACITE		GREY		WHITE	
		Natural	Satin	Natural	Satin	Natural	Satin
	7,5x60 Rodapie		G-89				G-93

Listas	SIZE / Formato	ANTHRACITE		GREY		WHITE	
		Natural	Satin	Natural	Satin	Natural	Satin
	7,5x60 Listas		G-95				G-87

Gradone	SIZE / Formato	ANTHRACITE		GREY		WHITE	
		Natural	Satin	Natural	Satin	Natural	Satin
	30x260	Gradone	G-2875	Gradone	G-2875	Gradone	G-2875
		Gradone Ángulo					
30x130	Gradone	G-2741		G-2741		G-2741	
	Gradone Ángulo						
60x60	Gradone		G-543				G-543
	Gradone Ángulo		G-599				G-599
30x60	Gradone						G-499
	Gradone Ángulo						G-559

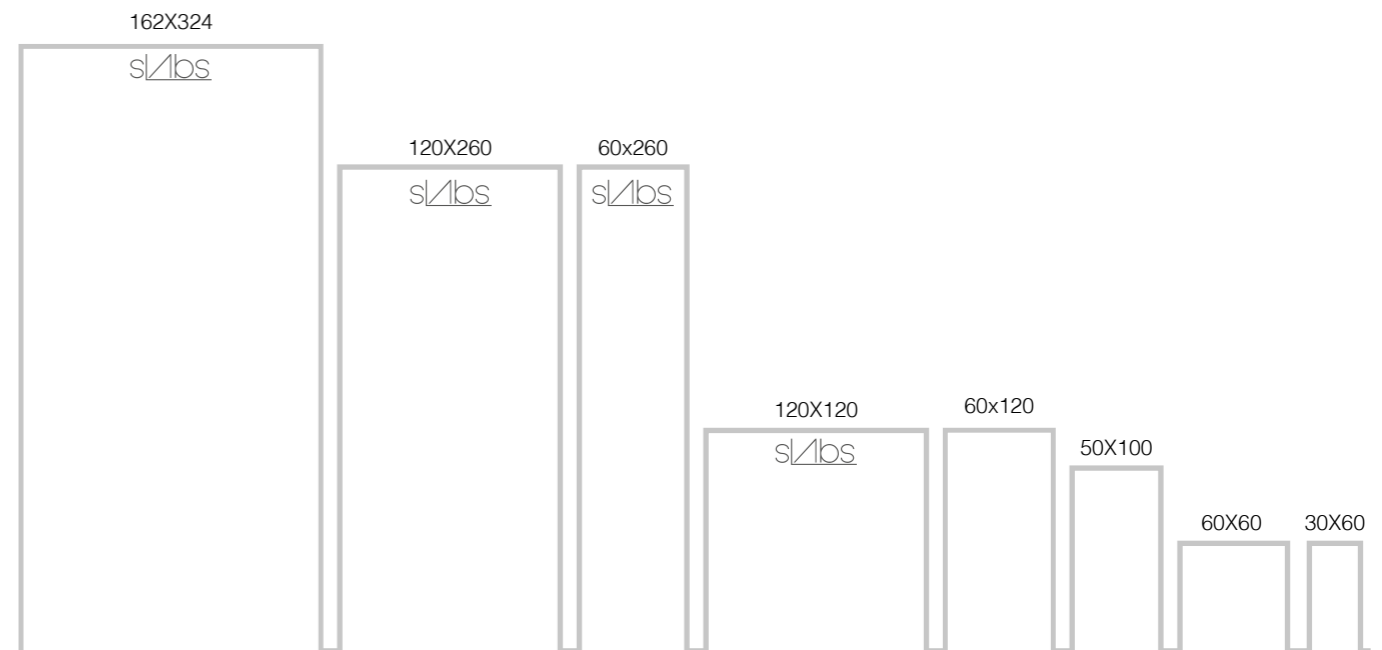
Peldaño	SIZE / Formato	ANTHRACITE		GREY		WHITE	
		Natural	Satin	Natural	Satin	Natural	Satin
	30x260	Peldaño	G-2839	Peldaño	G-2839	Peldaño	G-2839
		Peldaño Ángulo					
30x130	Peldaño	G-2651		G-2651		G-2651	
	Peldaño Ángulo						
60x60	Peldaño		G-235				G-227
	Peldaño Ángulo		G-255				G-251
30x60	Peldaño						G-161
	Peldaño Ángulo						G-171

2 Cm Peldaño L	SIZE / Formato	ANTHRACITE		GREY		WHITE	
		Solid 2 Cm		Solid 2 Cm		Solid 2 Cm	
	44x100 Peldaño "L"			G-623			

2 Cm Drain	SIZE / Formato	ANTHRACITE		GREY		WHITE	
		Solid 2 Cm		Solid 2 Cm		Solid 2 Cm	
	25x100 Drain			G-471			
	25x25 Drain Angle			G-187			
	25x100 Drain Diagonal			G-471			

Packing List	Real Size cm	Real Size "	Box/ Pallet	Pzs/ Box	M2/ Pallet	M2/ Box	SQF/ Pallet	SQF/ Box	Kg/ Pallet	Kg/ Box	Kg/ Piece
162x324	162x324	63.8"x127.6"	16	1	83,981	5,249	903,969	56,498	2860	170,000	170,000
120x260	119,3x260	46.97"x102.4"	17	1	52,731	3,102	567,592	33,388	900	49,410	49,410
60x260	59,55x260	46.97"x102.4"	34	1	52,642	1,548	566,641	16,666	961	26,500	26,500
120x120	119,30x119,3	46.97"x46.97"	32	1	45,544	1,423	490,235	15,320	855	25,150	24,500
60x120	59,55x119,3	23.44x46.97	30	2	42,63	1,42	458,83	15,29	780	25,234	12,437
50x100 - Solid 2 cm	49,75x99,55	19.59"x39.19"	36	1	0,50	17,83	5,33	191,92	825	22,362	22,067
60x60	59,55x59,55	23.45"x23.45"	30	5	53,193	1,773	572,570	19,086	950	30,898	6,129
30x60	29,75x59,55	11.71"x23.45"	40	8	56,692	1,417	610,228	15,256	1000	24,427	3,024

Techincal data	DIN 51130	CLASS DIN 51097	DCOF ANSI A 137.1-2012	PTV BS EN 13036-4	CLASE UNE 41901 EX
	Natural	R10	B	>0,42	>36
Satin	R10		>0,42	>36	1
Non-slip	R11	C	>0,42	>36	3
Solid 2 cm	R11	C	>0,42	>36	3



All sizes are rectified and without bevel edge finish.
 Todos los formatos son rectificadas y no biseados.
 Tiles with random shade and aspect variation.
 Producto con alta variación cromática y desentonificación en composiciones.

INSTINTO





Instinto Taupe Rescato 45X90, Instinto White Natural 120X260 & Instinto White Natural 90X90





WHITE

120x260	119,3x260 cm - 46.97"x102.4"	6 mm
INSTINTO White Natural		G-3365
60x260	59,55x260 cm - 23.45"x102.4"	6 mm
INSTINTO White Natural		G-3365
120x120	119,3x119,3 cm - 46.97"x46.97"	6 mm
INSTINTO White Natural		G-3365
90x90	89,46x89,46 cm - 35.22"x35.22"	7 mm
INSTINTO White Natural		G-1298
INSTINTO White Lappato		G-1330
45x90	44,63x89,46 cm - 17.57"x35.22"	7 mm
INSTINTO White Natural		G-1202
INSTINTO White Lappato		G-1234
INSTINTO White Rescato		G-1234



TAUPE

120x260	119,3x260 cm - 46.97"x102.4"	6 mm
INSTINTO Taupe Natural		G-3365
60x260	59,55x260 cm - 23.45"x102.4"	6 mm
INSTINTO Taupe Natural		G-3365
120x120	119,3x119,3 cm - 46.97"x46.97"	6 mm
INSTINTO Taupe Natural		G-3365
90x90	89,46x89,46 cm - 35.22"x35.22"	7 mm
INSTINTO Taupe Natural		G-1298
INSTINTO Taupe Lappato		G-1330
45x90	44,63x89,46 cm - 17.57"x35.22"	7 mm
INSTINTO Taupe Natural		G-1202
INSTINTO Taupe Lappato		G-1234
INSTINTO Taupe Rescato		G-1234




INSTINTO WHITE AUTUMN DECOR A+B

120x260	119,3x260 cm - 46.97"x102.4"	6 mm
INSTINTO White Autumn Decor A+B		G-2961

Finishes - Acabados

Natural Lappato Rescato



Mosaics	SIZE / Formato	WHITE			TAUPE		
		Natural	Lappato	Rescato	Natural	Lappato	Rescato
	29,75x29,75 cm 11.71"x11.71"	Mosaico 5x5	G-1654			G-1654	
	29,75x29,75 cm 11.71"x11.71"	Mosaico Brick	G-1942			G-1942	
	25,09x25,09 cm 9.9"x9.9"	Mosaico Flake		G-1708			G-1708

Listas	SIZE / Formato	WHITE			TAUPE		
		Natural	Lappato	Rescato	Natural	Lappato	Rescato
	7,5x90	Listas	G-109	G-109	G-109	G-109	G-109

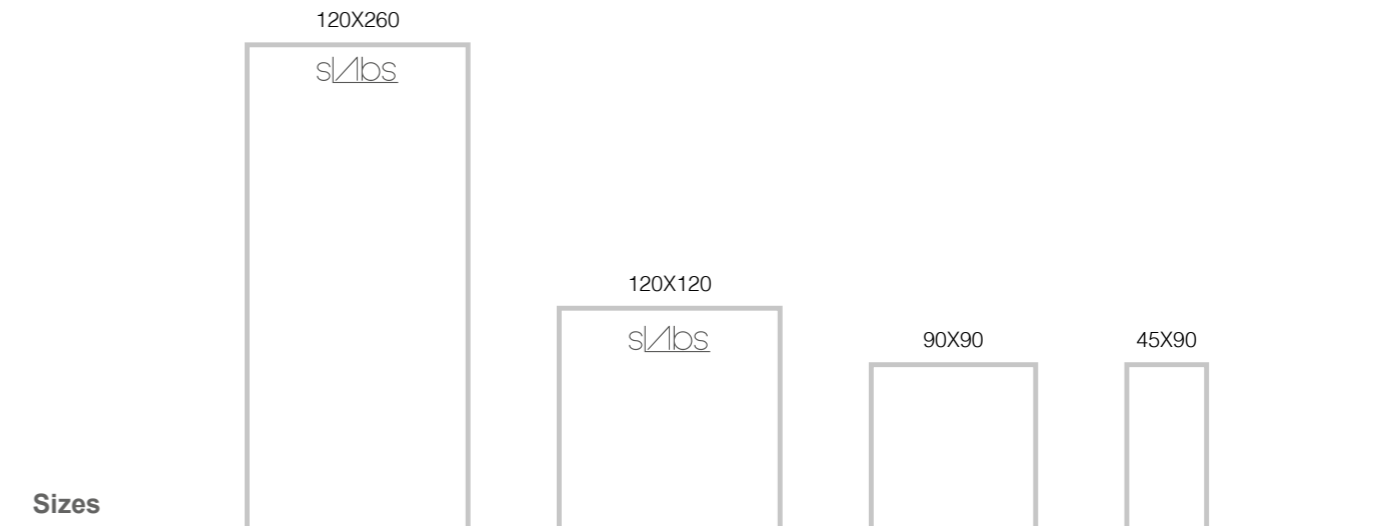
Rodapie	SIZE / Formato	WHITE			TAUPE		
		Natural	Lappato	Rescato	Natural	Lappato	Rescato
	7,5x90	Rodapie	G-125	G-125	G-125	G-125	G-125

Gradone	SIZE / Formato	WHITE			TAUPE		
		Natural	Lappato	Rescato	Natural	Lappato	Rescato
	30x260	Gradone	G-2875			G-2875	
	30x130	Gradone	G-2741			G-2741	
	45x90	Gradone	G-583	G-603	G-603	G-583	G-603
		Gradone Ángulo	G-603	G-623	G-623	G-603	G-623

Peldaño	SIZE / Formato	WHITE			TAUPE		
		Natural	Lappato	Rescato	Natural	Lappato	Rescato
	30x260	Peldaño	G-2839			G-2839	
	30x130	Peldaño	G-2651			G-2651	
	45x90	Peldaño	G-281	G-315	G-315	G-281	G-315
		Peldaño Ángulo	G-291	G-323	G-323	G-291	G-323

Packing List	Real Size cm	Real Size "	Box/ Pallet	Pzs/ Box	M2/ Pallet	M2/ Box	SQF/ Pallet	SQF/ Box	Kg/ Pallet	Kg/ Box	Kg/ Piece
120x260	119,30 x 260,00	46,97 x 102,36	17	1	52,731	3,102	567,592	33,388	900	49,410	49,410
120x120	119,30 x 119,30	46,97 x 46,97	32	1	45,544	1,423	490,235	15,320	855	25,150	24,500
90x90	89,46 x 89,46	35,22 x 35,22	20	2	32,012	1,601	344,581	17,229	585	27,597	13,661
45x90	44,63 x 89,46	17,57 x 35,22	27	5	53,900	1,996	580,181	21,488	980	35,442	7,035

Techincal data	DIN	CLASS	DCOF	PTV	CLASE
	51130	DIN 51097	ANSI A 137.1-2012	BS EN 13036-4	UNE 41901 EX
Natural	R10		>0,42	>36	1
Lappato	R10		>0,42	>36	2
Rescato	¿?¿?	¿?¿?	¿?¿?	¿?¿?	¿?¿?



Sizes

All sizes are rectified and without bevel edge finish.
 Todos los formatos son rectificadas y no biseados.
 Tiles with random shade and aspect variation.
 Producto con alta variación cromática y desentonificación en composiciones.







NORTH

PORCELAIN




100x100	99,55x99,55 cm - 39.37"x39.37"	10 mm
NORTH Sand Spatulato		G-7268
50x100	49,75x99,55 cm - 19.69"x39.37"	10 mm
NORTH Sand Spatulato		G-7162
NORTH Sand Nonslip		G-7186
NORTH Sand Rope Decor		G-6570
Hexagon	25x29 cm - 9.84"x11.42"	10 mm
NORTH Sand Decor Hexagon		G-7230
NORTH Sand Decor Nonslip Hexagon		G-7254

SAND



100x100	99,55x99,55 cm - 39.37"x39.37"	10 mm
NORTH Grey Spatulato		G-7268
50x100	49,75x99,55 cm - 19.69"x39.37"	10 mm
NORTH Grey Spatulato		G-7162
NORTH Grey Nonslip		G-7186
NORTH Grey Rope Decor		G-6570
Hexagon	25x29 cm - 9.84"x11.42"	10 mm
NORTH Black Decor Hexagon		G-7230

GREY



100x100	99,55x99,55 cm - 39.37"x39.37"	10 mm
NORTH White Spatulato		G-7268
50x100	49,75x99,55 cm - 19.69"x39.37"	10 mm
NORTH White Spatulato		G-7162
NORTH White Rope Decor		G-6570

WHITE



100x100	99,55x99,55 cm - 39.37"x39.37"	10 mm
NORTH Blue Spatulato		G-7268
50x100	49,75x99,55 cm - 19.69"x39.37"	10 mm
NORTH Blue Spatulato		G-7162
NORTH Blue Rope Decor		G-6570

BLUE



SOLID 2 cm

50x100	49,75x99,55 cm - 19.69"x39.37"	10 mm
NORTH SAND Solid 2CM		G-9234
NORTH GREY Solid 2CM		G-9234



50x100	49,75x99,55 cm - 19.69"x39.37"	10 mm
NORTH SAND Decor Solid 2CM		G-9234



50x100	49,75x99,55 cm - 19.69"x39.37"	10 mm
NORTH PATCHWORK Solid 2CM		G-9234

Mosaics	SIZE / Formato	BLUE		GREY		SAND		WHITE	
		Spatulato	Nonslip	Spatulato	Nonslip	Spatulato	Nonslip	Spatulato	Nonslip
	29,75x29,75 cm 11.71"x11.71"	Mosaico 5x5	G-7558		G-7558		G-7558		G-7558

Listas	SIZE / Formato	BLUE		GREY		SAND		WHITE	
		Spatulato	Nonslip	Spatulato	Nonslip	Spatulato	Nonslip	Spatulato	Nonslip
	7,5x100	Listas	G-6111		G-6111		G-6111		G-6111
	7,5x50	Listas	G-6065		G-6065		G-6065		G-6065

Rodapie	SIZE / Formato	BLUE		GREY		SAND		WHITE	
		Spatulato	Nonslip	Spatulato	Nonslip	Spatulato	Nonslip	Spatulato	Nonslip
	7,5x100	Rodapie	G-6115		G-6115		G-6115		G-6115
	7,5x50	Rodapie	G-6071		G-6071		G-6071		G-6071

Gradone	SIZE / Formato	BLUE		GREY		SAND		WHITE	
		Spatulato	Nonslip	Spatulato	Nonslip	Spatulato	Nonslip	Spatulato	Nonslip
	100x100	Gradone	G-6723		G-6723		G-6723		G-6723
	50x100	Gradone	G-6655		G-6655	G-6667	G-6655	G-6667	G-6655

Peldaño	SIZE / Formato	BLUE		GREY		SAND		WHITE	
		Spatulato	Nonslip	Spatulato	Nonslip	Spatulato	Nonslip	Spatulato	Nonslip
	100x100	Peldaño	G-6541		G-6541		G-6541		G-6541
	50x100	Peldaño	G-6337		G-6337	G-6347	G-6337	G-6347	G-6337

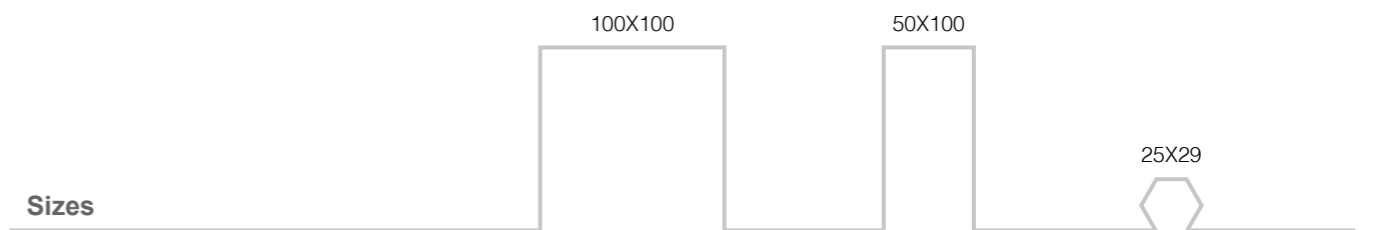
2 Cm Peldaño L	SIZE / Formato	BLUE		GREY		SAND		WHITE	
		Solid 2 Cm		Solid 2 Cm		Solid 2 Cm		Solid 2 Cm	
	44x100	Peldaño "L"			G-623		G-623		

2 Cm Drain	SIZE / Formato	BLUE		GREY		SAND		WHITE	
		Solid 2 Cm		Solid 2 Cm		Solid 2 Cm		Solid 2 Cm	
	25x100	Drain			G-471		G-471		
	25x25	Drain Angle			G-187		G-187		
	25x100	Drain Diagonal			G-471		G-471		

Packing List	Real Size cm	Real Size "	Box/ Pallet	Pzs/ Box	M2/ Pallet	M2/ Box	SQF/ Pallet	SQF/ Box	Kg/ Pallet	Kg/ Box	Kg/ Piece	
	100x100	99,55x99,55	39,19x39,19	40	1	39,64	0,99	426,69	10,67	991	23,886	23,536
	50x100	49,75x99,55	19,59x39,19	27	3	40,12	1,49	431,81	15,99	941	34,102	11,269
	50x100 Solid 2 cm	49,75x99,55	19,59x39,19	36	1	17,83	0,50	191,92	5,33	880	23,889	23,594
	25x29 Hexagon	25x29	9,84x11,42	48	17	44,88	0,935	483,09	10,06	1060	21,767	1,271

Techincal data	DIN 51130	CLASS DIN 51097	DCOF ANSI A 137.1-2012	PTV BS EN 13036-4	CLASE UNE 41901 EX
	Natural		>0,42	>24	1
	Nonslip		>0,42	>36	3
	Solid 2 cm	C	>0,42	>36	3

HEXAGON IS A NON RECTIFIED MATERIAL. MINIMUM INSTALLATION JOINT WHEN FIXING IS 2 mm. HEXAGON ES MATERIAL NO RECTIFICADO. JUNTA MÍNIMA PARA SU COLOCACIÓN DE 2 mm.



Sizes

All sizes are rectified and without bevel edge finish.
 Todos los formatos son rectificadas y no biseados.
 Tiles with random shade and aspect variation.
 Producto con alta variación cromática y desentonificación en composiciones.

REGENERATION



REGENERATION

PORCELAIN



GREY

90x90	89,46x89,46 cm - 35.22"x35.22"	11 mm
REGENERATION Grey Natural		G-1492
45x90	44,63x89,46 cm - 17.57"x35.22"	11 mm
REGENERATION Grey Natural		G-1284
REGENERATION Grey Lappato		G-1318
30x90	29,69x89,46 cm - 11.68"x35.22"	11 mm
REGENERATION Grey Natural		G-1322
30x60	29,75x59,55 cm - 11.71"x23.45"	11 mm
REGENERATION Grey Natural		G-1218



BLACK

90x90	89,46x89,46 cm - 35.22"x35.22"	11 mm
REGENERATION Black Natural		G-1492
REGENERATION Black Lappato		G-1506
45x90	44,63x89,46 cm - 17.57"x35.22"	11 mm
REGENERATION Black Natural		G-1284
30x90	29,69x89,46 cm - 11.68"x35.22"	11 mm
REGENERATION Black Natural		G-1322
REGENERATION Black Lappato		G-1362



WHITE

90x90	89,46x89,46 cm - 35.22"x35.22"	11 mm
REGENERATION White Natural		G-1492
45x90	44,63x89,46 cm - 17.57"x35.22"	11 mm
REGENERATION White Natural		G-1284
REGENERATION White Lappato		G-1318
30x90	29,69x89,46 cm - 11.68"x35.22"	11 mm
REGENERATION White Natural		G-1322
30x60	29,75x59,55 cm - 11.71"x23.45"	11 mm
REGENERATION White Natural		G-1218

Finishes - Acabados


Natural







Lappato




All sizes are rectified and without bevel edge finish.
 Todos los formatos son rectificadas y no biselados.
 Tiles with random shade and aspect variation.
 Producto con alta variación cromática y desentonificación en composiciones.

Mosaics	SIZE / Formato	GREY		BLACK		WHITE	
		Natural	Lappato	Natural	Lappato	Natural	Lappato
	28,79x28,79 cm 11.33"x11.33"	Mosaico Brick	G-1942		G-1942		G-1942

Decors	SIZE / Formato	GREY		BLACK		WHITE	
		Natural	Lappato	Natural	Lappato	Natural	Lappato
	14,74x89,46 cm 5.81"x35.22"	Decor Ramp	G-1638		G-1638		G-1638
	44,63x89,46 cm 17.57"x35.22"	Decor Moon	G-1884		G-1884		G-1884
	Ø 25 cm-9.84"	Circle Moon	G-179		G-179		G-179

Rodapie	SIZE / Formato	GREY		BLACK		WHITE	
		Natural	Lappato	Natural	Lappato	Natural	Lappato
	7,5x90	Rodapie	G-123		G-123		G-123
	7,5x60	Rodapie	G-93				G-97

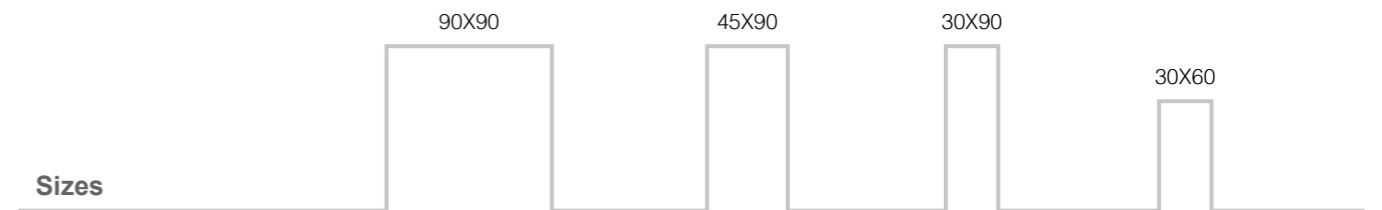
Gradone	SIZE / Formato	GREY		BLACK		WHITE	
		Natural	Lappato	Natural	Lappato	Natural	Lappato
	90x90	Gradone	G-779		G-779		G-779
		Gradone Ángulo	G-829		G-829		G-829
	45x90	Gradone	G-603	G-603	G-603		G-603
		Gradone Ángulo	G-623	G-623	G-623		G-623
	30x90	Gradone	G-603		G-603		G-603
		Gradone Ángulo	G-623		G-623		G-623
	30x60	Gradone	G-499				G-499
		Gradone Ángulo	G-559				G-559

Peldaño	SIZE / Formato	GREY		BLACK		WHITE	
		Natural	Lappato	Natural	Lappato	Natural	Lappato
	90x90	Peldaño	G-585		G-585		G-585
		Peldaño Ángulo	G-609		G-609		G-609
	45x90	Peldaño	G-303	G-315	G-303		G-303
		Peldaño Ángulo	G-315	G-323	G-315		G-315
	30x90	Peldaño	G-303		G-303		G-303
		Peldaño Ángulo	G-315		G-315		G-315
	30x60	Peldaño	G-171				G-171
		Peldaño Ángulo	G-187				G-187

Packing List	Real Size cm	Real Size "	Box/ Pallet	Pzs/ Box	M2/ Pallet	M2/ Box	SQF/ Pallet	SQF/ Box	Kg/ Pallet	Kg/ Box	Kg/ Piece
90x90 (11 MM)	89,46x89,46	35.22x35.22	36	1	28,81	0,80	310,12	8,61	822	21,91	21,635
45x90 (11 MM)	44,63x89,46	17.57x35.22	27	3	32,34	1,20	348,11	12,89	880	31,74	10,491
30x90 (11 MM)	29,69x89,46	11.69x35.22	38	5	50,47	1,33	543,21	14,29	1404	36,34	7,21
30x60 Natural (11 MM)	29,75x59,55	11.71x23.44	40	6	42,52	1,06	457,67	11,44	1050	25,675	4,24

Techincal data	DIN	CLASS	DCOF	PTV	CLASE
	51130	DIN 51097	ANSI A 137.1-2012	BS EN 13036-4	UNE 41901 EX
Natural	R10		>0,42		1
Lappato	R10		>0,42		2

Test done in regeneration Black Lappato 90x90. Average test result value on November 2013. Consult specific product test result value before supplying.
 Test done in regeneration Black Natural 90x90. Average test result value on November 2013. Consult specific product test result value before supplying.
 Prueba realizada sobre el producto regeneration Black Lappato 90x90. Valor de media a fecha Noviembre de 2013. Consultar valor de un producto específico antes del suministro.
 Prueba realizada sobre el producto regeneration Black Natural 90x90. Valor de media a fecha Noviembre de 2013. Consultar valor de un producto específico antes del suministro.



Sizes

OBJECT 7.0





floor: Object 7.0 White Natural 90x90



floor: Object 7.0 Brown Natural 90x90


OBJECT 7.0

PORCELAIN



BLACK

90x90	89,46x89,46 cm - 35.22"x35.22"	7 mm
OBJECT 7.0 Black Natural		G-1282
45x90	44,63x89,46 cm - 17.57"x35.22"	7 mm
OBJECT 7.0 Black Natural		G-1186
OBJECT 7.0 Black Non-slip		G-1208



GREY

90x90	89,46x89,46 cm - 35.22"x35.22"	7 mm
OBJECT 7.0 Grey Natural		G-1282
OBJECT 7.0 Grey Non-slip		G-1304
45x90	44,63x89,46 cm - 17.57"x35.22"	7 mm
OBJECT 7.0 Grey Natural		G-1186
OBJECT 7.0 Grey Non-slip		G-1208



BROWN

90x90	89,46x89,46 cm - 35.22"x35.22"	7 mm
OBJECT 7.0 Brown Natural		G-1282
45x90	44,63x89,46 cm - 17.57"x35.22"	7 mm
OBJECT 7.0 Brown Natural		G-1186
OBJECT 7.0 Brown Non-slip		G-1208



WHITE

90x90	89,46x89,46 cm - 35.22"x35.22"	7 mm
OBJECT 7.0 White Natural		G-1282
45x90	44,63x89,46 cm - 17.57"x35.22"	7 mm
OBJECT 7.0 White Natural		G-1186
OBJECT 7.0 White Non-slip		G-1208

Solid 2 cm

SOLID 2 cm

50x100	49,75x99,55 cm - 19.58"x39.19"	20 mm
OBJECT 7.0 White Solid 2 cm		G-9234

Mosaics

SIZE / Formato	BLACK	BROWN	GREY	WHITE
	Natural	Natural	Natural	Natural
29,75x29,75 cm 11.71"x11.71"	G-1688	G-1688	G-1688	G-1688
44,63x44,63 cm 17.57"x17.57"	G-1732	G-1732	G-1732	G-1732
44,63x 39,72 cm 17.57"x15.63"	G-1780	G-1780	G-1780	G-1780

Rodapie

SIZE / Formato	BLACK	BROWN	GREY	WHITE
	Natural	Natural	Natural	Natural
7,5x90 Rodapie	G-125	G-125	G-125	G-125

Gradone

SIZE / Formato	BLACK	BROWN	GREY	WHITE
	Natural	Natural	Natural	Natural
90x90	Gradone G-779	G-779	G-779	G-779
	Gradone Ángulo G-829	G-829	G-829	G-829
45x90	Gradone G-603	G-603	G-603	G-603
	Gradone Ángulo G-623	G-623	G-623	G-623

Peldaño

SIZE / Formato	BLACK	BROWN	GREY	WHITE
	Natural	Natural	Natural	Natural
90x90	Peldaño G-559	G-559	G-559	G-559
	Peldaño Ángulo G-570	G-570	G-570	G-570
45x90	Peldaño G-303	G-303	G-303	G-303
	Peldaño Ángulo G-315	G-315	G-315	G-315

2 Cm Peldaño L

SIZE / Formato	BLACK	BROWN	GREY	WHITE
	Solid 2 Cm	Solid 2 Cm	Solid 2 Cm	Solid 2 Cm
44x100 Peldaño "L"	G-623			

2 Cm Drain

SIZE / Formato	BLACK	BROWN	GREY	WHITE
	Solid 2 Cm	Solid 2 Cm	Solid 2 Cm	Solid 2 Cm
25x100 Drain				G-471
25x25 Drain Angle				G-187
25x100 Drain Diagonal				G-471

Packing List

	Real Size cm	Real Size "	Box/ Pallet	Pzs/ Box	M2/ Pallet	M2/ Box	SQF/ Pallet	SQF/ Box	Kg/ Pallet	Kg/ Box	Kg/ Piece
90x90 (7 MM)	89,46x89,46	35,22x35,22	20	2	32,01	1,60	344,58	17,23	610	28,851	14,288
45x90 (7 MM)	44,63x89,46	17,57x35,22	27	5	53,90	2,00	580,18	21,49	980	35,442	7,035
50x100 Solid 2 cm	49,75x99,55	19,59x39,19	36	1	17,83	0,50	191,92	5,33	880	23,889	23,594


Technical data

	DIN 51130	CLASS DIN 51097	DCOF ANSI A 137.1-2012	PTV BS EN 13036-4	CLASE UNE 41901 EX
Natural	R10			>24	1
Non-Slip	R11	C	>0,42	>36	3
Solid 2 cm	R11	C	>0,42	>36	3

DIN 51130 / BS EN 13036-4 / UNE-ENV 12633 - Test done in Object Grey Natural 45x90. Average test result value on March 2017. Consult specific product test result value before supplying.

DIN 51130 - Prueba realizada sobre el producto Object Grey Natural 45x90. Valor de media a fecha de marzo 2017. Consultar valor de un producto específico antes del suministro.

Sizes



All sizes are rectified and without bevel edge finish. Todos los formatos son rectificadas y no biselados. Tiles with random shade and aspect variation. Producto con alta variación cromática y desentonificación en composiciones.



ARTEC 7.0

PORCELAIN



BLACK

60x120	59,55x119,3 cm - 23.45"x46.97"	7 mm
ARTEC 7.0 Black Natural		G-1372
30x120	29,67x119,3 cm - 11.68"x46.97"	7 mm
ARTEC 7.0 Black Natural		G-1450



60x120	59,55x119,3 cm - 23.45"x46.97"	7 mm
ARTEC 7.0 Black Decor		G-1396





12 aleatory patterns

Mosaics 	SIZE / Formato	BLACK
	29,75x29,75 cm 11.71"x11.71"	Natural
	Mosaico 5x5	G-1688

Rodapie 	SIZE / Formato	BLACK
	7,5x60	Natural
	Rodapie	G-91

Listas 	SIZE / Formato	BLACK
	7,5x60	Natural
	Listas	G-89

Gradone 	SIZE / Formato	BLACK
	30x120	Natural
	Gradone Gradone Ángulo	G-767 G-779

Peldaño 	SIZE / Formato	BLACK
	30x120	Natural
	Peldaño Peldaño Ángulo	G-501 G-515

Packing List	Real Size cm	Real Size "	Box/ Pallet	Pzs/ Box	M2/ Pallet	M2/ Box	SQF/ Pallet	SQF/ Box	Kg/ Pallet	Kg/ Box	Kg/ Piece
60x120 (7 MM)	59,55x119,3	23.44x46.97	30	2	42,63	1,42	458,83	15,29	780	25,234	12,437
30x120 (7 MM)	29,67x119,3	11.68x46.97	36	5	63,71	1,77	685,81	19,05	778	20,96	4,123

Techincal data	DIN	CLASS	DCOF	PTV	CLASE
	51130	DIN 51097	ANSI A 137.1-2012	BS EN 13036-4	UNE 41901 EX
Natural	R10			>24	1
Decor	R10			>24	1

Test done in Artec White Natural. Average test result value on August 2017. Consult specific product test result value before supplying.

Prueba realizada sobre el producto Artec White Natural. Valor de media a fecha de agosto de 2017.



Sizes

All sizes are rectified and without bevel edge finish.
 Todos los formatos son rectificadas y no biseados.
 Tiles with random shade and aspect variation.
 Producto con alta variación cromática y desentonificación en composiciones.

NANOAREA 7.0

PORCELAIN



WHITE

90x90	89,46x89,46 cm - 35.22"x35.22"	11 mm
NANOAREA 7.0 White Bagnato		
		G-1372
45x90	44,63x89,46 cm - 17.57"x35.22"	7 mm
NANOAREA 7.0 White Bagnato		
		G-1250
NANOAREA 7.0 White Reticolato		
		G-1250
22,5x90	22,21x89,46 cm - 8.75"x35.22"	7 mm
NANOAREA 7.0 White Bagnato		
		G-1342



BLACK

45x90	44,63x89,46 cm - 17.57"x35.22"	7 mm
NANOAREA 7.0 Black Bagnato		
		G-1250
NANOAREA 7.0 Black Reticolato		
		G-1250
22,5x90	22,21x89,46 cm - 8.75"x35.22"	7 mm
NANOAREA 7.0 Black Bagnato		
		G-1342



BROWN

45x90	44,63x89,46 cm - 17.57"x35.22"	7 mm
NANOAREA 7.0 Brown Reticolato		
		G-1250



TAUPE

45x90	44,63x89,46 cm - 17.57"x35.22"	7 mm
NANOAREA 7.0 Taupe Reticolato		
		G-1250

Mosaics	SIZE / Formato	BLACK		BROWN		TAUPE		WHITE	
		Bagnato	Reticolato	Bagnato	Reticolato	Bagnato	Reticolato	Bagnato	Reticolato
	29,75x29,75 cm 11.71"x11.71"	Mosaico 5x5	G-1638					G-1638	
	29,75x29,75 cm 11.71"x11.71"	Mosaico Brick	G-1850					G-1850	

Decors	SIZE / Formato	BLACK		BROWN		TAUPE		WHITE	
		Bagnato	Reticolato	Bagnato	Reticolato	Bagnato	Reticolato	Bagnato	Reticolato
	22,21x89,46 cm 8.74" x35.22"	Tetris	G-1708					G-1708	

Rodapie	SIZE / Formato	BLACK		BROWN		TAUPE		WHITE	
		Bagnato	Reticolato	Bagnato	Reticolato	Bagnato	Reticolato	Bagnato	Reticolato
	7,5x90	Rodapie	G-125					G-125	

Gradone	SIZE / Formato	BLACK		BROWN		TAUPE		WHITE	
		Bagnato	Reticolato	Bagnato	Reticolato	Bagnato	Reticolato	Bagnato	Reticolato
	90x90	Gradone						G-779	
		Gradone Ángulo						G-829	
	45x90	Gradone	G-603					G-603	
		Gradone Ángulo	G-623					G-623	

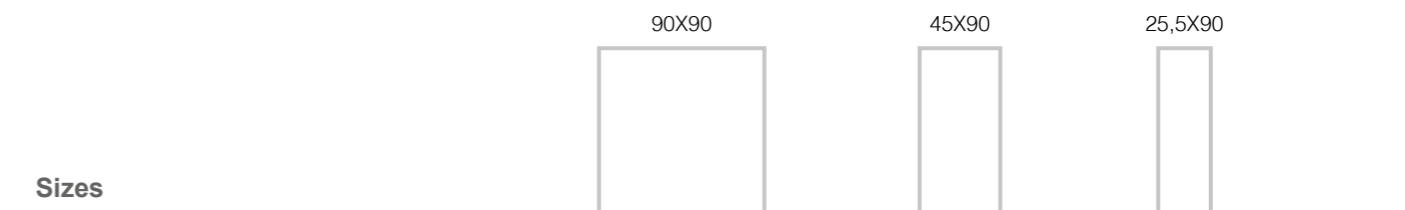
Peldaño	SIZE / Formato	BLACK		BROWN		TAUPE		WHITE	
		Bagnato	Reticolato	Bagnato	Reticolato	Bagnato	Reticolato	Bagnato	Reticolato
	90x90	Peldaño						G-559	
		Peldaño Ángulo						G-570	
	45x90	Peldaño	G-303					G-303	
		Peldaño Ángulo	G-315					G-315	

Packing List	Real Size cm	Real Size "	Box/ Pallet	Pzs/ Box	M2/ Pallet	M2/ Box	SQF/ Pallet	SQF/ Box	Kg/ Pallet	Kg/ Box	Kg/ Piece
90x90 (7 MM)	89,46x89,46	35,22x35,22	20	2	32,01	1,60	344,58	17,23	610	28,851	14,288
45x90 (7 MM)	44,63x89,46	17,57x35,22	27	5	53,90	2,00	580,18	21,49	980	35,442	7,035
22,5x90 (7 MM)	22,21x89,46	8,74x35,22	36	8	57,22	1,59	615,95	17,11	1041	28,285	3,5

Techincal data	DIN	CLASS	DCOF	PTV	CLASE
	51130	DIN 51097	ANSI A 137.1-2012	BS EN 13036-4	UNE 41901 EX
Gagnato	R10		>0,42	>24	1
Reticolato	R10		>0,42	>24	1

Test done in regeneration Black Natural 90x90. Average test result value on November 2013. Consult specific product test result value before supplying. Prueba realizada sobre el producto regeneration Black Natural 90x90. Valor de media a fecha Noviembre de 2013. Consultar valor de un producto específico antes del suministro.

DIN 51130 / ANSI A137.1 S-9.6.1 / UNE-ENV 12633 / BS EN 13036-4 - Test done in Nanoarea 7.0 Taupe Bagnato 45x90. Average test result value on March 2016. Consult specific product test result value before supplying. DIN 51130 / ANSI A137.1 S-9.6.1 / UNE-ENV 12633 / BS EN 13036-4 - Prueba realizada sobre el producto Nanoarea 7.0 Taupe Bagnato 45x90. Valor de media a fecha de marzo de 2016. Consultar valor de un producto específico antes del suministro.



Sizes

All sizes are rectified and without bevel edge finish. Todos los formatos son rectificadas y no biselados. Tiles with random shade and aspect variation. Producto con alta variación cromática y destonificación en composiciones.

EVOLUTION



BLACK



ANTHRACITE



GREY



WHITE



IVORY

90X90	89,46 x 89,46 cm - 35,22" x 35,22"	11 mm
Evolution Black Natural		G-1496
60X60	59,55 x 59,55 cm - 23,45" x 23,45"	11 mm
Evolution Black Striato		G-1330

30X60	29,75 x 59,55 cm - 11,71" x 23,45"	11 mm
Evolution Anthracite Lappato		G-1298

90X90	89,46 x 89,46 cm - 35,22" x 35,22"	11 mm
Evolution Grey Natural		G-1496

90X90	89,46 x 89,46 cm - 35,22" x 35,22"	11 mm
Evolution White Natural		G-1516
30X60	29,75 x 59,55 cm - 11,71" x 23,45"	11 mm
Evolution White Striato		G-1298

60X60	59,55 x 59,55 cm - 23,45" x 23,45"	11 mm
Evolution Ivory Striato		G-1314

PORCELAIN



BEIGE



MOSS

30X60	29,75 x 59,55 cm - 11,71" x 23,45"	11 mm
Evolution Beige Striato		G-1242

60X60	59,55 x 59,55 cm - 23,45" x 23,45"	11 mm
Evolution Moss Lappato		G-1368
Evolution Moss Striato		G-1330
30X60	29,75 x 59,55 cm - 11,71" x 23,45"	11 mm
Evolution Moss Striato		G-1258



Technical data	DIN	CLASS	DCOF	PTV	CLASE
Natural	51130	DIN 51097	ANSI A 137.1-2012	BS EN 13036-4	UNE 41901 EX
Striato	R10		>0,42	>24	1
	R10	B	>0,42	>24	1

All sizes are rectified and without bevel edge finish.
 Todos los formatos son rectificadas y no biselados.
 Tiles with random shade and aspect variation.
 Producto con alta variación cromática y deshomogeneización en composiciones.

BETON



GREY

45x90	44,63x89,46 cm - 17.57"x35.22"	11 mm
BETON Grey Natural		G-1372
22,5x90	22,215x89,46 cm - 8.57"x35.22"	11 mm
BETON Grey Natural		G-1426
30x60	29,75x59,55 cm - 11.71"x23.45"	11 mm
BETON Grey Lappato		G-1298
BETON Grey Natural		G-1258



BROWN

30x60	29,75x59,55 cm - 11.71"x23.45"	11 mm
BETON Brown Natural		G-1258



BEIGE

30x60	29,75x59,55 cm - 11.71"x23.45"	11 mm
BETON Beige Lappato		G-1298
BETON Beige Natural		G-1258

MICROCEMENT



GREY



VISON

NANOFACTURE 7.0



GREY

PORCELAIN

60x120	59,55 x 119,3 cm - 23.45" x 46.97"	11 mm
MICROCEMENT Grey Lappato		G-1536
MICROCEMENT Grey Natural		G-1516
60x60	59,55 x 59,55 cm - 23.45" x 23.45"	11 mm
MICROCEMENT Grey Natural		G-1372
30x60	29,75x59,55 cm - 11.71"x23.45"	11 mm
MICROCEMENT Grey Natural		G-1258

60x120	59,55 x 119,3 cm - 23.45" x 46.97"	11 mm
MICROCEMENT Vison Lappato		G-1536

45x90	44,63 x 89,46 cm - 17.57" x 35.22"	7 mm
NANOFACTURE 7.0 Grey Natural		G-1250
15x90	14,77 x 89,46 cm - 5.81" x 35.22"	7 mm
NANOFACTURE 7.0 Grey Natural		G-1410

ANARCHY



GREY

90x90	89,46x89,46 cm - 35.22"x35.22"	11 mm
ANARCHY Grey Natural		G-1492
30x60	29,75x59,55 cm - 11.71"x23.45"	11 mm
ANARCHY Grey Natural		G-1218



IVORY

90x90	89,46x89,46 cm - 35.22"x35.22"	11 mm
ANARCHY Ivory Natural		G-1492




GREEN

60x60	59,55x59,55 cm - 23.45"x23.45"	11 mm
ANARCHY Green Natural		G-1372

NEWSTONE



URBAN ANTHACITE



CITY GREY



URBAN VISON

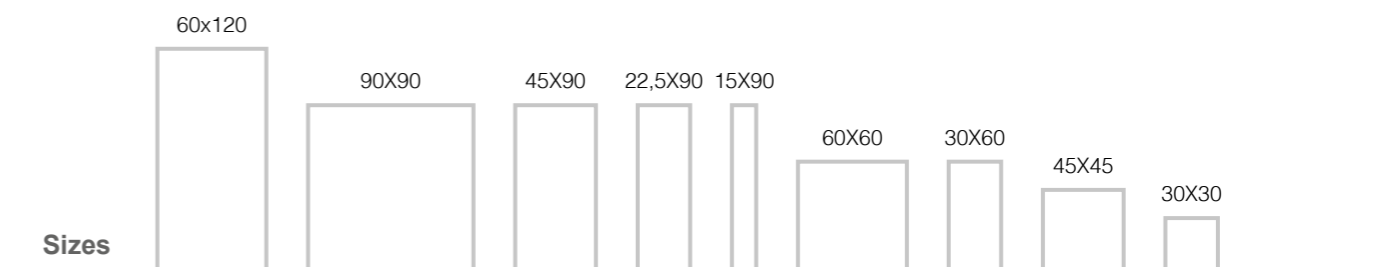
PORCELAIN

30x30	29,75 x 29,75 cm - 11.71" x 11.71"	11 mm
Urban Athracite Lappato		G-1258

45x45	44,63 x 44,63 cm - 17.57" x 17.57"	11 mm
City Grey Natural		G-1218


30x30	29,75 x 29,75 cm - 11.71" x 11.71"	11 mm
Urban Vison Natural		G-1258

Packing List	Real Size cm	Real Size "	Box/ Pallet	Pzs/ Box	M2/ Pallet	M2/ Box	SQF/ Pallet	SQF/ Box	Kg/ Pallet	Kg/ Box	Kg/ Piece
60x120 11 mm	59,55x119,30	23.44"x46.97"	14	1	71,680	5,120	771,564	55,112	1200	77,140	77,140
90x90 11 mm	89,46x89,46	35.22"x35.22"	36	1	28,811	0,800	310,123	8,615	812	21,965	21,635
45x90 11 mm	44,63x89,46	17.57"x35.22"	27	3	32,34	1,20	348,11	12,89	880	31,74	10,491
22,5x90 11 mm	22,21x89,46	8.74"x35.22"	36	5	35,76	0,99	384,97	10,69	906	24,535	4,85
15x90 11 mm	14,77x 89,46	5,81" x 35,22"	36	8	37,977	1,055	408,783	11,355	995	27,002	3,334
60x60 11 mm	59,55x59,55	23.44x23.44	30	3	31,92	1,06	343,54	11,45	796	25,755	8,5
30x60 11 mm	29,75x59,55	11.71x23.44	40	6	42,52	1,06	457,67	11,44	1050	25,675	4,24
45x45 11 mm	44,63 x 44,63	17.57" x 17.57"	68	5	67,722	0,996	728,965	10,720	1555	22,530	4,463
30x30 11 mm	29,75 x 29,75	11.71" x 11.71"	44	13	50,626	1,151	544,934	12,385	1081	26,445	2,023



All sizes are rectified and without bevel edge finish.
 Todos los formatos son rectificadas y no biseadas.
 Tiles with random shade and aspect variation.
 Producto con alta variación cromática y desentonificación en composiciones.

F L U I D



Hotel Mercure - Klaipeda (Lithuania) - Fluid Multicolor Natural & Polished 90x90

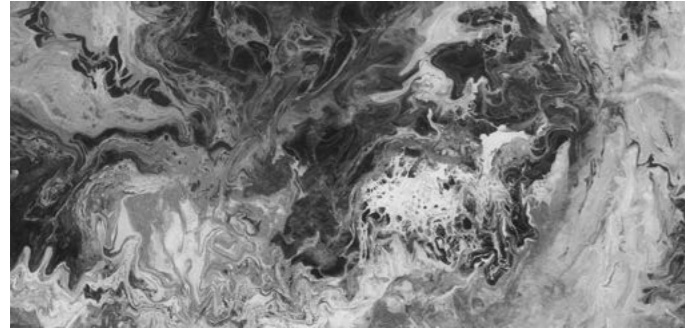


FLUID



MULTICOLOR

120x260	119,3x260 cm - 46.97"x102.4"	6 mm
FLUID Multicolor Polished		G-3467
120x120	119,3x119,3 cm - 46.97"x46.97"	6 mm
FLUID Multicolor Polished		G-3467
90x90	89,46x89,46 cm - 35.22"x35.22"	7 mm
FLUID Multicolor Polished		G-1442
FLUID Multicolor Natural		G-1352
60x60	59,55x59,55 cm - 23.62"x23.62"	7 mm
FLUID Multicolor Polished		G-1298



BLACK

120x260	119,3x260 cm - 46.97"x102.4"	6 mm
FLUID Black Polished		G-3467
120x120	119,3x119,3 cm - 46.97"x46.97"	6 mm
FLUID Black Polished		G-3467
90x90	89,46x89,46 cm - 35.22"x35.22"	7 mm
FLUID Black Polished		G-1442
FLUID Black Natural		G-1352
60x60	59,55x59,55 cm - 23.62"x23.62"	7 mm
FLUID Black Polished		G-1298

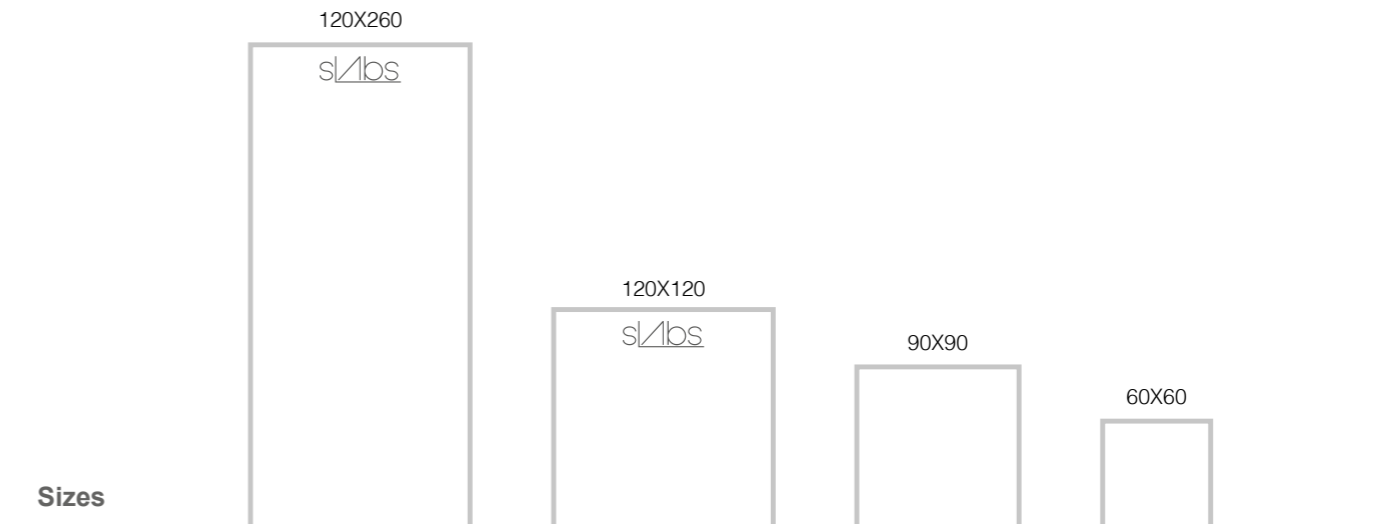
PORCELAIN

Gradone 	SIZE / Formato		BLACK	MULTICOLOR
			Polished	Polished
	30x260	Gradone	G-2883	G-2883
	30x130	Gradone	G-2761	G-2761

Peldaño 	SIZE / Formato		BLACK	MULTICOLOR
			Polished	Polished
	30x260	Peldaño	G-2849	G-2849
	30x130	Peldaño	G-2677	G-2677

Packing List	Real Size cm	Real Size "	Box/ Pallet	Pzs/ Box	M2/ Pallet	M2/ Box	SQF/ Pallet	SQF/ Box	Kg/ Pallet	Kg/ Box	Kg/ Piece
120x260	119,3x260 cm	46.97"x102.4"	17	1	52,731	3,102	567,592	33,388	900	49,410	49,410
120x120	119,30x119,3 cm	46.97"x46.97"	32	1	45,544	1,423	490,235	15,320	855	25,150	24,500
90x90	89,46x89,46 cm	35.22"x35.22"	20	2	32,012	1,601	344,581	17,229	585	27,597	13,661
60x60	59,55x59,55 cm	23.45"x23.45"	30	5	53,193	1,773	572,570	19,086	950	30,898	6,129

Technical data	DIN	CLASS	DCOF	PTV	CLASE
	51130	DIN 51097	ANSI A 137.1-2012	BS EN 13036-4	UNE 41901 EX
Natural	R10		>0,42	>24	1



All sizes are rectified and without bevel edge finish.
 Todos los formatos son rectificadas y no biseados.
 Tiles with random shade and aspect variation.
 Producto con alta variación cromática y desentonificación en composiciones.

AQUARELA



AQUARELA RED Natural 100x100



AQUARELA

PORCELAIN



RED

100x100	99,55x99,55 cm. - 39.19"x39.19"	10 mm
AQUARELA Red Natural		G-7284
50x100	49,75x99,55 cm. - 19.59"x39.19"	10 mm
AQUARELA Red Natural		G-7186
AQUARELA Red Nonslip		G-7208
60x60	59,55x59,55 cm. - 23.44"x23.44"	10 mm
AQUARELA Red Natural		G-7162



WHITE

100x100	99,55x99,55 cm. - 39.19"x39.19"	10 mm
AQUARELA White Natural		G-7268
50x100	49,75x99,55 cm. - 19.59"x39.19"	10 mm
AQUARELA White Natural		G-7162
AQUARELA White Nonslip		G-7186
60x60	59,55x59,55 cm. - 23.44"x23.44"	10 mm
AQUARELA White Natural		G-7146



BLACK


100x100	99,55x99,55 cm. - 39.19"x39.19"	10 mm
AQUARELA Black Natural		G-7268
50x100	49,75x99,55 cm. - 19.59"x39.19"	10 mm
AQUARELA Black Natural		G-7162
60x60	59,55x59,55 cm. - 23.44"x23.44"	10 mm
AQUARELA Black Natural		G-7146



GREEN

100x100	99,55x99,55 cm. - 39.19"x39.19"	10 mm
AQUARELA Green Natural		G-7284
50x100	49,75x99,55 cm. - 19.59"x39.19"	10 mm
AQUARELA Green Natural		G-7186
60x60	59,55x59,55 cm. - 23.44"x23.44"	10 mm
AQUARELA Green Natural		G-7162

Solid 2 cm



SOLID 2 cm

50x100	49,75x99,55 cm. - 19.69"x39.37"	20 mm
AQUARELA Red Solid 2CM		G-9234

Mosaics	SIZE / Formato	BLACK		GREEN		RED		WHITE	
		Natural	Nonslip	Natural	Nonslip	Natural	Nonslip	Natural	Nonslip
	29,75x29,75 cm 11.71"x11.71"	Mosaico 5x5		G-7558	G-7572	G-7572		G-7558	

Rodapie	SIZE / Formato	BLACK		GREEN		RED		WHITE	
		Natural	Nonslip	Natural	Nonslip	Natural	Nonslip	Natural	Nonslip
	7,5x100 Rodapie	G-6115		G-6117		G-6117		G-6115	
	7,5x60 Rodapie	G-6071		G-6073		G-6073		G-6071	
	7,5x50 Rodapie	G-6071		G-6073		G-6073		G-6071	

Listas	SIZE / Formato	BLACK		GREEN		RED		WHITE	
		Natural	Nonslip	Natural	Nonslip	Natural	Nonslip	Natural	Nonslip
	7,5x100 Listas	G-6111		G-6115		G-6115		G-6111	
	7,5x60 Listas	G-6065		G-6067		G-6067		G-6065	
	7,5x50 Listas	G-6065		G-6067		G-6067		G-6065	

Gradone	SIZE / Formato	BLACK		GREEN		RED		WHITE	
		Natural	Nonslip	Natural	Nonslip	Natural	Nonslip	Natural	Nonslip
	100x100 Gradone	G-6723		G-6735		G-6735		G-6723	
	50x100 Gradone	G-6655		G-6667		G-6667	G-6681	G-6655	G-6667
	60x60 Gradone	G-6559		G-6570		G-6570		G-6559	


Peldaño	SIZE / Formato	BLACK		GREEN		RED		WHITE	
		Natural	Nonslip	Natural	Nonslip	Natural	Nonslip	Natural	Nonslip
	100x100 Peldaño	G-6541		G-6559		G-6559		G-6541	
	50x100 Peldaño	G-6337		G-6347		G-6347	G-6355	G-6337	G-6347
	60x60 Peldaño	G-6197		G-6203		G-6203		G-6197	

2 Cm Peldaño L	SIZE / Formato	BLACK		GREEN		RED		WHITE	
		Solid 2 Cm		Solid 2 Cm		Solid 2 Cm		Solid 2 Cm	
	25X100 Peldaño "L"					G-623			

2 Cm Drain	SIZE / Formato	BLACK		GREEN		RED		WHITE	
		Solid 2 Cm		Solid 2 Cm		Solid 2 Cm		Solid 2 Cm	
	25X100 Drain					G-471			
	25x25 Drain Angle					G-187			
	25x100 Drain Diagonal					G-471			

Packing List	Real Size cm	Real Size "	Box/ Pallet	Pzs/ Box	M2/ Pallet	M2/ Box	SQF/ Pallet	SQF/ Box	Kg/ Pallet	Kg/ Box	Kg/ Piece
50x100	49,75x99,55	19,59x39,19	27	3	40,12	1,49	431,81	15,99	941	34,102	11,269
100x100	99,55x99,55	39,19x39,19	40	1	39,64	0,99	426,69	10,67	991	23,886	23,536
60x60	59,55x59,55	23,44x23,44	30	4	42,55	1,42	549,67	15,27	1163	31,743	7,849
50x100 Solid 2 cm	49,75x99,55	19,59x39,19	36	1	17,83	0,50	191,92	5,33	880	23,889	23,594

Techincal data	DIN	CLASS	DCOF	PTV	CLASE
	51130	DIN 51097	ANSI A 137.1-2012	BS EN 13036-4	UNE 41901 EX
Natural	R10		>0,42	>24	1
Non-Slip	R11		>0,42	>36	3
Solid 2 cm	R11	C	>0,42	>36	3



Sizes

All sizes are rectified and without bevel edge finish.
 Todos los formatos son rectificadas y no biseadas.
 Tiles with random shade and aspect variation.
 Producto con alta variación cromática y destonificación en composiciones.






floor: TRAVERTINO Navona Natural 60x120



walls: TRAVERTINO Blue Natural 60x120
floor: TRAVERTINO Navona Natural 60x120



walls: TRAVERTINO Blue Natural 60x120
floor: TRAVERTINO Navona Natural 60x120

TRAVERTINO

PORCELAIN

CERAMIC



NAVONA



TITANIUM



BLUE



NAVONA



TITANIUM



BLUE

60x120	59,55 x 119,3 cm - 23.45"x46.97"	7 mm
TRAVERTINO Navona Natural		G-1282
60x60	59,55 x 59,55 cm - 23.62"x23.62"	7 mm
TRAVERTINO Navona Natural		G-1220

60x120	59,55 x 119,3 cm - 23.45"x46.97"	7 mm
TRAVERTINO Titanium Natural		G-1282
60x60	59,55 x 59,55 cm - 23.62"x23.62"	7 mm
TRAVERTINO Titanium Natural		G-1220

60x120	59,55 x 119,3 cm - 23.45"x46.97"	7 mm
TRAVERTINO Blue Natural		G-1282
60x60	59,55 x 59,55 cm - 23.62"x23.62"	7 mm
TRAVERTINO Blue Natural		G-1220

45x120	44,63x119,30 cm - 17.57"x46.97"	7 mm
TRAVERTINO Navona Matt		G-7180

45x120	44,63x119,30 cm - 17.57"x46.97"	7 mm
TRAVERTINO Blue Matt		G-7180

45x120	44,63x119,30 cm - 17.57"x46.97"	7 mm
TRAVERTINO Titanium Matt		G-7180

Mosaics 	SIZE / Formato	BLUE	NAVONA	TITANIUM
	29,75x29,75 cm 11.71"x11.71"	Natural	Natural	Natural
	Mosaico 5x5	G-1576	G-1576	G-1576

Listas 	SIZE / Formato	BLUE	NAVONA	TITANIUM
	7,5x60	Natural	Natural	Natural
	Listas	G-75	G-75	G-75

Rodapie 	SIZE / Formato	BLUE	NAVONA	TITANIUM
	7,5x60	Natural	Natural	Natural
	Rodapie	G-79	G-79	G-79


Gradone 	SIZE / Formato	BLUE	NAVONA	TITANIUM
	30x120	Natural	Natural	Natural
	Gradone	G-693	G-693	G-693
	60x60	G-543	G-543	G-543

Peldaño 	SIZE / Formato	BLUE	NAVONA	TITANIUM
	30x120	Natural	Natural	Natural
	Peldaño	G-315	G-315	G-315
	60x60	G-235	G-235	G-235

Packing List	Real Size cm	Real Size "	Box/ Pallet	Pzs/ Box	M2/ Pallet	M2/ Box	SQF/ Pallet	SQF/ Box	Kg/ Pallet	Kg/ Box	Kg/ Piece
60x120 (7mm)	59,55x119,3	23.44x49.97	30	2	42,626	1,421	458,825	15,294	780	25,234	12,437
45x120 (7mm)	44,63x119,3	17.57x49.97	24	4	51,114	2,130	550,189	22,925	800	31,480	7,795
60x60 (7mm)	59,55x59,55	23,44x23,44	30	5	53,193	1,773	572,570	19,086	950	30,898	6,129

Technical data	DIN	CLASS	DCOF	PTV	CLASE
Natural	51130	DIN 51097	ANSI A 137.1-2012	BS EN 13036-4	UNE 41901 EX
	R10		>0,42	>36	2

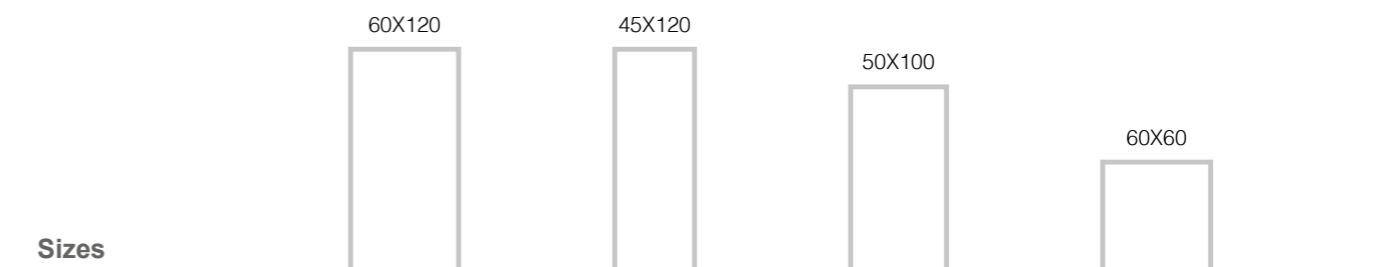
CERAMIC



45x120 44,63x119,30 cm - 17.57"x46.97" **7 mm**
TRAVERTINO Blue Decor **G-7298**



45x120 44,63x119,30 cm - 17.57"x46.97" **7 mm**
TRAVERTINO Titanium Decor **G-7298**



All sizes are rectified and without bevel edge finish.
Todos los formatos son rectificadas y no biselados.
Tiles with random shade and aspect variation.
Producto con alta variación cromática y desentonificación en composiciones.



fireplace: MEtoDO Anthracite Natural 50x100
floor: MEtoDO Ivory Natural 100x100
coffee table: PATAGONIA Grey



SOLID
2 cm



walls: MEtoDO Grey Natural 60x60 & MEtoDO Grey Cune 50x100
floor: MEtoDO Blue Decor 60x60 & MEtoDO Grey Natural Mosaic 5x5



walls: MEtoDO Grey Natural 60x60 & MEtoDO Grey Cune 50x100
floor: MEtoDO Grey Natural Mosaic 5x5



SOLID
2 cm

SIZE / Formato	Real Size cm	Real Size "	Thickness
100x100	99,55x99,55	39.37"x39.37"	10 mm
METODO Grey Natural			G-7268
50x100	49,75x99,55	19.69"x39.37"	10 mm
METODO Grey Natural			G-7162
METODO Grey Cune			G-7186
60x60	59,55x59,55	23.62"x23.62"	10 mm
METODO Grey Natural			G-7162
METODO Grey Decor			G-7186
50x100	49,75x99,55	19.69"x39.37"	20 mm
METODO Grey Solid 2CM			G-9234

GREY



SOLID
2 cm

SIZE / Formato	Real Size cm	Real Size "	Thickness
100x100	99,55x99,55	39.37"x39.37"	10 mm
METODO Ivory Natural			G-7268
50x100	49,75x99,55	19.69"x39.37"	10 mm
METODO Ivory Natural			G-7162
METODO Ivory Cune			G-7186
60x60	59,55x59,55	23.62"x23.62"	10 mm
METODO Ivory Natural			G-7162
METODO Ivory Decor			G-7186
50x100	49,75x99,55	19.69"x39.37"	20 mm
METODO Ivory Solid 2CM			G-9234

IVORY



SOLID
2 cm

SIZE / Formato	Real Size cm	Real Size "	Thickness
100x100	99,55x99,55	39.37"x39.37"	10 mm
METODO Grana Natural			G-7268
50x100	49,75x99,55	19.69"x39.37"	10 mm
METODO Grana Natural			G-7162
METODO Grana Cune			G-7186
60x60	59,55x59,55	23.62"x23.62"	10 mm
METODO Grana Natural			G-7162
METODO Grana Decor			G-7186
50x100	49,75x99,55	19.69"x39.37"	20 mm
METODO Grana Solid 2CM			G-9234

GRANA



ANTHRACITE



Finishes - Acabados

Blue Decor 60x60

Grana Decor 60x60

Natural

Cune



All sizes are rectified and without bevel edge finish.
Todos los formatos son rectificadas y no biselados.
Tiles with random shade and aspect variation.
Producto con alta variación cromática y desentonificación en composiciones.

Mosaics	SIZE / Formato	ANTHRACITE	GRANA	GREY	IVORY
	29,75x29,75 cm 11.71"x11.71"	Natural	Natural	Natural	Natural
	Mosaico 5x5	G-7558	G-7558	G-7558	G-7558

Rodapie	SIZE / Formato	ANTHRACITE	GRANA	GREY	IVORY
	7,5x100	Natural	Natural	Natural	Natural
	Rodapie	G-6115	G-6115	G-6115	G-6115
	7,5x60	Natural	Natural	Natural	Natural
	Rodapie	G-6089	G-6089	G-6089	G-6089
	7,5x50	Natural	Natural	Natural	Natural
	Rodapie	G-6071	G-6071	G-6071	G-6071

Listas	SIZE / Formato	ANTHRACITE	GRANA	GREY	IVORY
	7,5x100	Natural	Natural	Natural	Natural
	Listas	G-6111	G-6111	G-6111	G-6111
	7,5x60	Natural	Natural	Natural	Natural
	Listas	G-6087	G-6087	G-6087	G-6087
	7,5x50	Natural	Natural	Natural	Natural
	Listas	G-6065	G-6065	G-6065	G-6065

Gradone	SIZE / Formato	ANTHRACITE	GRANA	GREY	IVORY
	100x100	Natural	Natural	Natural	Natural
	Gradone	G-6723	G-6723	G-6723	G-6723
	50x100	Natural	Natural	Natural	Natural
	Gradone	G-6655	G-6655	G-6655	G-6655
	60x60	Natural	Natural	Natural	Natural
	Gradone	G-6559	G-6559	G-6559	G-6559


Peldaño	SIZE / Formato	ANTHRACITE	GRANA	GREY	IVORY
	100x100	Natural	Natural	Natural	Natural
	Peldaño	G-6541	G-6541	G-6541	G-6541
	50x100	Natural	Natural	Natural	Natural
	Peldaño	G-6337	G-6337	G-6337	G-6337
	60x60	Natural	Natural	Natural	Natural
	Peldaño	G-6197	G-6197	G-6197	G-6197

2 Cm Peldaño L	SIZE / Formato	ANTHRACITE	GRANA	GREY	IVORY
	25x100	Solid 2 Cm	Solid 2 Cm	Solid 2 Cm	Solid 2 Cm
	Peldaño "L"	G-623	G-623	G-623	G-623

2 Cm Peldaño L	SIZE / Formato	ANTHRACITE	GRANA	GREY	IVORY
	25x100	Solid 2 Cm	Solid 2 Cm	Solid 2 Cm	Solid 2 Cm
	Drain	G-471	G-471	G-471	G-471
	25x25	Solid 2 Cm	Solid 2 Cm	Solid 2 Cm	Solid 2 Cm
	Drain Angle	G-187	G-187	G-187	G-187
	25x100	Solid 2 Cm	Solid 2 Cm	Solid 2 Cm	Solid 2 Cm
	Drain Diagonal	G-471	G-471	G-471	G-471

Packing List	Real Size cm	Real Size "	Box/ Pallet	Pzs/ Box	M2/ Pallet	M2/ Box	SQF/ Pallet	SQF/ Box	Kg/ Pallet	Kg/ Box	Kg/ Piece
100x100 (10 MM)	99,55x99,55	39.19x39.19	40	1	39,641	0,991	426,694	10,667	991	23,886	23,536
50x100 (10 MM)	49,75x99,55	19.59x39.19	27	3	40,116	1,486	431,810	15,993	941	34,102	11,269
60x60 (10 MM)	59,55x59,55	23.44x23.44	30	4	42,554	1,418	458,056	15,269	972	31,743	7,849
50x100 Solid 2CM	49,75x99,55	19.59x39.19	36	1	17,829	0,495	191,916	5,331	825	22,362	22,067

Technical data	DIN	CLASS	DCOF	PTV	CLASE
Natural	51130	DIN 51097	ANSI A 137.1-2012	BS EN 13036-4	UNE 41901 EX
Solid 2Cm	R10	B	>0,42	<36	3
	R11	C	>0,42	>36	3



Sizes





walls: Earth Blue Natural 60x60 & floor: Earth White Natural 60x120

EARTH

PORCELAIN



BLUE



WHITE



BEIGE

60x120	59,55 x 119,3 cm - 23.45" x 46.97"	7 mm
EARTH Blue Natural		G-1282
EARTH Blue Lappato		G-1314
30x120	29'67 x 119'3 cm - 11.68"x46.97"	7 mm
EARTH Blue Natural		G-1362
EARTH Blue Lappato		G-1396
60x60	59,55 x 59,55 cm - 23.45"x23.45"	7 mm
EARTH Blue Natural		G-1186
45x90	44,63 x 89,46 cm - 17.57" x 35.22"	7 mm
EARTH Blue Natural		G-1208
EARTH Blue Lappato		G-1232
15x90	14,77 x 89,46 cm - 5.80" x 35.22"	7 mm
EARTH Blue Natural		G-1318
EARTH Blue Lappato		G-1342

60x120	59,55 x 119,3 cm - 23.45" x 46.97"	7 mm
EARTH White Natural		G-1282
EARTH White Lappato		G-1314
30x120	29'67 x 119'3 cm - 11.68"x46.97"	7 mm
EARTH White Natural		G-1362
EARTH White Lappato		G-1396
60x60	59,55 x 59,55 cm - 23.45"x23.45"	7 mm
EARTH White Natural		G-1186
EARTH White Nonslip		G-1208
45x90	44,63 x 89,46 cm - 17.57" x 35.22"	7 mm
EARTH White Natural		G-1208
EARTH White Lappato		G-1232
15x90	14,77 x 89,46 cm - 5.80" x 35.22"	7 mm
EARTH White Natural		G-1318
EARTH White Lappato		G-1342

60x120	59,55 x 119,3 cm - 23.45" x 46.97"	7 mm
EARTH Beige Natural		G-1282
EARTH Beige Lappato		G-1314
30x120	29'67 x 119'3 cm - 11.68"x46.97"	7 mm
EARTH Beige Natural		G-1362
EARTH Beige Lappato		G-1396
60x60	59,55 x 59,55 cm - 23.45"x23.45"	7 mm
EARTH Beige Natural		G-1186
45x90	44,63 x 89,46 cm - 17.57" x 35.22"	7 mm
EARTH Beige Natural		G-1208
EARTH Beige Lappato		G-1232
15x90	14,77 x 89,46 cm - 5.80" x 35.22"	7 mm
EARTH Beige Natural		G-1318
EARTH Beige Lappato		G-1342

Mosaics	SIZE / Formato	BEIGE		BLUE		WHITE	
		Natural	Lappato	Natural	Lappato	Natural	Lappato
	29,75x29,75 cm 11.71"x11.71"	Mosaico 5x5	G-1584		G-1584		G-1584

Rodapie	SIZE / Formato	BEIGE		BLUE		WHITE	
		Natural	Lappato	Natural	Lappato	Natural	Lappato
	7,5x90 7,5x60	Rodapie	G-119	G-123	G-119	G-123	G-119 G-123
		Rodapie	G-93		G-93		G-93

Listas	SIZE / Formato	BEIGE		BLUE		WHITE	
		Natural	Lappato	Natural	Lappato	Natural	Lappato
	7,5x90 7,5x60	Listas	G-109	G-111	G-109	G-111	G-109 G-111
		Listas	G-91		G-91		G-91

Gradone	SIZE / Formato	BEIGE		BLUE		WHITE	
		Natural	Lappato	Natural	Lappato	Natural	Lappato
	30x120	Gradone	G-693	G-701	G-693	G-701	G-693 G-701
		Gradone Ángulo	G-749	G-755	G-749	G-755	G-749 G-755
	45x90	Gradone	G-603	G-609	G-603	G-609	G-603 G-609
		Gradone Ángulo	G-623	G-633	G-623	G-633	G-623 G-633

Peldaño	SIZE / Formato	BEIGE		BLUE		WHITE	
		Natural	Lappato	Natural	Lappato	Natural	Lappato
	30x120	Peldaño	G-315	G-319	G-315	G-319	G-315 G-319
		Peldaño Ángulo	G-333	G-337	G-333	G-337	G-333 G-337
	45x90	Peldaño	G-319	G-323	G-319	G-323	G-319 G-323
		Peldaño Ángulo	G-337	G-355	G-337	G-355	G-337 G-355

Packing List	Real Size cm	Real Size "	Box/ Pallet	Pzs/ Box	M2/ Pallet	M2/ Box	SQF/ Pallet	SQF/ Box	Kg/ Pallet	Kg/ Box	Kg/ Piece
60x120 (7 MM)	59,55x119,3	23.44x46.97	30	2	1,42	42,63	15,29	458,83	780	25,234	12,437
30x120 (7 MM)	29,67x119,3	11.68x46.97	36	5	1,77	63,71	19,05	685,81	778	20,96	4,123
60x60 (7 MM)	59,55x59,55	23.44x23.44	30	5	1,77	53,19	19,09	572,57	950	30,898	6,129
45x90 (7 MM)	44,63x89,46	17.57x35.22	27	5	2,00	53,90	21,49	580,18	980	35,442	7,035
15x90 (7 MM)	14,77x89,46	5.81x35,22	36	12	1,59	57,08	17,07	614,42	1048	28,47	2,345

Techincal data	DIN	CLASS	DCOF	PTV	CLASE
	51130	DIN 51097	ANSI A 137.1-2012	BS EN 13036-4	UNE 41901 EX
Natural	R10	C	>0,42	>24	1

Finishes - Acabados



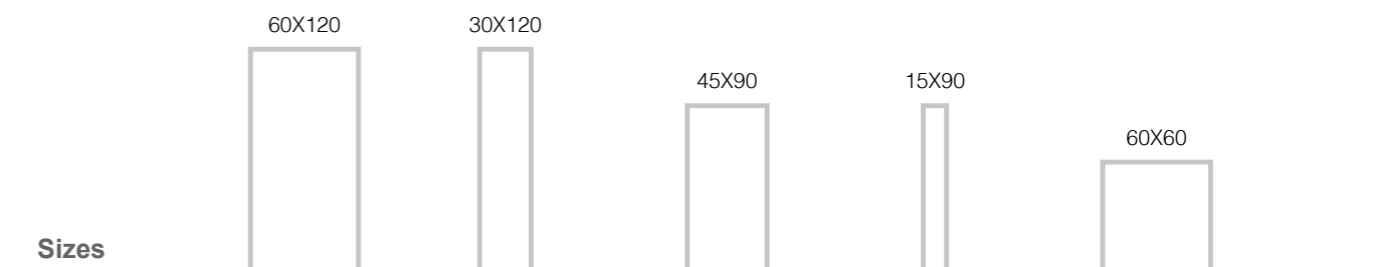
Lappato



Nonslip



All sizes are rectified and without bevel edge finish.
 Todos los formatos son rectificadas y no biselados.
 Tiles with random shade and aspect variation.
 Producto con alta variación cromática y destonificación en composiciones.



Sizes





floor: RELLIK White Natural 50x100



BEIGE



GREY



WHITE

SOLID 2 cm

100x100	99,55 x 99,55 cm - 39.19"x39.19"	7 mm
RELLIK Beige Natural		G-1268
RELLIK Beige Lappato		G-1298
50x100	49,75 x 99,55 cm - 19.59"x39.19"	7 mm
RELLIK Beige Natural		G-1220
RELLIK Beige Lappato		G-1250
60x60	59,55 x 59,55 cm - 23.62"x23.62"	7 mm
RELLIK Beige Natural		G-1220
50x100	49,75x99,55 cm - 19.58"x39.19"	20 mm
RELLIK Beige Natural Solid 2CM		G-9234

SOLID 2 cm

100x100	99,55 x 99,55 cm - 39.19"x39.19"	7 mm
RELLIK Grey Natural		G-1268
RELLIK Grey Lappato		G-1298
50x100	49,75 x 99,55 cm - 19.59"x39.19"	7 mm
RELLIK Grey Natural		G-1220
RELLIK Grey Lappato		G-1250
60x60	59,55 x 59,55 cm - 23.62"x23.62"	7 mm
RELLIK Grey Natural		G-1220
50x100	49,75x99,55 cm - 19.58"x39.19"	20 mm
RELLIK Grey Natural Solid 2CM		G-9234

SOLID 2 cm

100x100	99,55 x 99,55 cm - 39.19"x39.19"	7 mm
RELLIK White Natural		G-1268
RELLIK White Lappato		G-1298
50x100	49,75 x 99,55 cm - 19.59"x39.19"	7 mm
RELLIK White Natural		G-1220
RELLIK White Lappato		G-1250
60x60	59,55 x 59,55 cm - 23.62"x23.62"	7 mm
RELLIK White Natural		G-1220
50x100	49,75x99,55 cm - 19.58"x39.19"	20 mm
RELLIK White Natural Solid 2CM		G-9234

Mosaics	SIZE / Formato	BEIGE		GREY		WHITE	
		Natural	Lappato	Natural	Lappato	Natural	Lappato
	29,75x29,75 cm 11.71"x11.71"	Mosaico 5x5	G-1638		G-1638		G-1638

Rodapie	SIZE / Formato	BEIGE		GREY		WHITE	
		Natural	Lappato	Natural	Lappato	Natural	Lappato
	7,5x100	Rodapie	G-119	G-125	G-119	G-125	G-119
	7,5x60	Rodapie	G-79		G-79		G-79
	7,5x50	Rodapie	G-75	G-79	G-75	G-79	G-75

Listas	SIZE / Formato	BEIGE		GREY		WHITE	
		Natural	Lappato	Natural	Lappato	Natural	Lappato
	7,5x100	Listas	G-117	G-119	G-117	G-119	G-117
	7,5x60	Listas	G-75		G-75		G-75
	7,5x50	Listas	G-73	G-75	G-73	G-75	G-73

Gradone	SIZE / Formato	BEIGE		GREY		WHITE	
		Natural	Lappato	Natural	Lappato	Natural	Lappato
	50x100	Gradone	G-655	G-655	G-655	G-655	G-655
		Gradone Ángulo	G-735	G-735	G-735	G-735	G-735
	60x60	Gradone	G-543		G-543		G-543
		Gradone Ángulo	G-603		G-603		G-603

Peldaño	SIZE / Formato	BEIGE		GREY		WHITE	
		Natural	Lappato	Natural	Lappato	Natural	Lappato
	50x100	Peldaño	G-355	G-375	G-355	G-375	G-355
		Peldaño Ángulo	G-435	G-443	G-435	G-443	G-435
	60x60	Peldaño	G-235		G-235		G-235
		Peldaño Ángulo	G-251		G-251		G-251


Packing List	Real Size cm	Real Size "	Box/ Pallet	Pzs/ Box	M2/ Pallet	M2/ Box	SQF/ Pallet	SQF/ Box	Kg/ Pallet	Kg/ Box	Kg/ Piece
100x100 (7 MM)	99,55x99,55	39.19x39.19	24	2	47,569	1,982	512,032	21,335	822	32,750	16,200
50x100 (7 MM)	49,75x99,55	19.59x39.19	27	4	53,488	1,981	575,747	21,324	917	33,095	8,200
60x60 (7 MM)	59,55x59,55	23.44x23.44	30	5	53,193	1,773	572,570	19,086	950	30,898	6,129
Solid 2CM	49,75x99,55	19.59x39.19	36	1	17,829	0,495	191,916	5,331	825	22,362	22,067

Technical data	DIN 51130	CLASS DIN 51097	DCOF ANSI A 137.1-2012	PTV BS EN 13036-4	CLASE UNE 41901 EX
Natural	R10		>0,42	>36	1
Solid 2CM	R11	C	>0,42	>36	3


Finishes - Acabados
Natural



Lappato



All sizes are rectified and without bevel edge finish.
Todos los formatos son rectificadas y no biseadas.
Tiles with random shade and aspect variation.
Producto con alta variación cromática y desentonificación en composiciones.




Sizes





product: Nanoconcept 7.0 Grey Rigato 45x90



PIAZZA SHOPPING MALL Estambul (Turkey) - architects: PRO-GE Architecture
product: Nanoconcept 7.0 Grey Natural, riggato & incrociato mixed 15x90.



BLACK



ANTHRACITE



GREY



WHITE



BEIGE

45x90	44,63 x 89,46 cm - 17.57" x 35.22"	7 mm
NANOCONCEPT 7.0 Black Natural		G-1250
NANOCONCEPT 7.0 Black Rigato		G-1250
15x90	14,77 x 89,46 cm - 5.80" x 35.22"	7 mm
NANOCONCEPT 7.0 Black Natural lista		G-1362
NANOCONCEPT 7.0 Black Rigato lista		G-1362

90x90	89,46 x 89,46 cm - 35.22" x 35.22"	7 mm
NANOCONCEPT 7.0 Anthracite Natural		G-1372
30x60	29,75 x 59,55 cm - 11.71" x 23.45"	7 mm
NANOCONCEPT 7.0 Anthracite Natural		G-1232
50x100	49,75x99,55 cm - 19.69"x39.37"	20 mm
NANOCONCEPT 7.0 Anthracite Solid 2CM		G-9234

SOLID 2 cm

45x90	44,63 x 89,46 cm - 17.57" x 35.22"	7 mm
NANOCONCEPT 7.0 Grey Natural		G-1250
NANOCONCEPT 7.0 Grey Rigato		G-1250
NANOCONCEPT 7.0 Grey Incrociato		G-1250
15x90	14,77 x 89,46 cm - 5.80" x 35.22"	7 mm
NANOCONCEPT 7.0 Grey Natural lista		G-1362
NANOCONCEPT 7.0 Grey Rigato lista		G-1362
NANOCONCEPT 7.0 Grey Incrociato lista		G-1362
Hexagon 25x29	25 x 29 cm - 9.84" x 11.42"	10 mm
NANOCONCEPT 7.0 Grey Mix Hexagon		G-7230
NANOCONCEPT 7.0 Grey Nonslip Hexagon		G-7254
50x100	49,75x99,55 cm - 19.69"x39.37"	20 mm
NANOCONCEPT 7.0 Grey Solid 2CM		G-9234

SOLID 2 cm

45x90	44,63 x 89,46 cm - 17.57" x 35.22"	7 mm
NANOCONCEPT 7.0 White Natural		G-1250
NANOCONCEPT 7.0 White Rigato		G-1250
NANOCONCEPT 7.0 White Incrociato		G-1250
Hexagon 25x29	25 x 29 cm - 9.84" x 11.42"	10 mm
NANOCONCEPT 7.0 White Mix Hexagon		G-7230
NANOCONCEPT 7.0 White Nonslip Hexagon		G-7254

SOLID 2 cm

45x90	44,63 x 89,46 cm - 17.57" x 35.22"	7 mm
NANOCONCEPT 7.0 Beige Rigato		G-1250
15x90	14,77 x 89,46 cm - 5.80" x 35.22"	7 mm
NANOCONCEPT 7.0 Beige Rigato lista		G-1362
50x100	49,75x99,55 cm - 19.69"x39.37"	20 mm
NANOCONCEPT 7.0 Beige Solid 2CM		G-9234

Mosaics	SIZE / Formato	ANTHRACITE			BEIGE			BLACK			GREY			WHITE		
		Nat	Riga	Incro	Nat	Riga	Incro	Nat	Riga	Incro	Nat	Riga	Incro	Nat	Riga	Incro
	29,75x29,75 cm 11.71"x11.71"	Mosaico 5x5			G-1638											

Decors	SIZE / Formato	ANTHRACITE			BEIGE			BLACK			GREY			WHITE		
		Nat	Riga	Incro	Nat	Riga	Incro	Mix Decors	Nat	Riga	Incro	Nat	Riga	Incro	Nat	Riga
	44,63 x 44,63 cm 17.57" x 17.57"	Decor Ramp			G-1684											

Chevron	SIZE / Formato	ANTHRACITE			BEIGE			BLACK			GREY			WHITE		
		Nat	Riga	Incro	Nat	Riga	Incro	Nat	Riga	Incro	Nat	Riga	Incro	Nat	Riga	Incro
	7,30 x 36,33 cm 2.85" x 14.30"	Chevron 7,5x45			G-1732			G-1732 G-1732			G-1732 G-1732 G-1732			G-1732 G-1732 G-1732		
	14,77 x 73,71 cm 5.80" x 29.02"	Chevron 15x90			G-1598			G-1598 G-1598			G-1598 G-1598 G-1598			G-1598 G-1598 G-1598		

Rodapie	SIZE / Formato	ANTHRACITE			BEIGE			BLACK			GREY			WHITE		
		Nat	Riga	Incro	Nat	Riga	Incro	Nat	Riga	Incro	Nat	Riga	Incro	Nat	Riga	Incro
	7,5x90 7,5x60	Rodapie			G-125			G-125			G-125					

Gradone	SIZE / Formato	ANTHRACITE			BEIGE			BLACK			GREY			WHITE		
		Nat	Riga	Incro	Nat	Riga	Incro	Nat	Riga	Incro	Nat	Riga	Incro	Nat	Riga	Incro
	30x60	Gradone			G-499											
		Gradone Ángulo			G-559											
	45x90	Gradone			G-603			G-603 G-603			G-603 G-603 G-603			G-603 G-603 G-603		
		Gradone Ángulo			G-623			G-623 G-623			G-623 G-623 G-623			G-623 G-623 G-623		
	90x90	Gradone			G-779											
		Gradone Ángulo			G-829											

Peldaño	SIZE / Formato	ANTHRACITE			BEIGE			BLACK			GREY			WHITE		
		Nat	Riga	Incro	Nat	Riga	Incro	Nat	Riga	Incro	Nat	Riga	Incro	Nat	Riga	Incro
	30x60	Peldaño			G-163											
		Peldaño Ángulo			G-179											
	45x90	Peldaño			G-303			G-303 G-303			G-303 G-303 G-303			G-303 G-303 G-303		
		Peldaño Ángulo			G-315			G-315 G-315			G-315 G-315 G-315			G-315 G-315 G-315		
	90x90	Peldaño			G-559											
		Peldaño Ángulo			G-570											

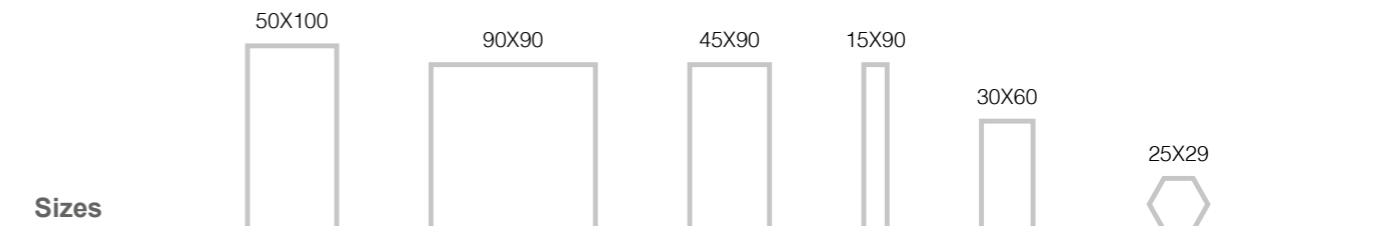
2 Cm Peldaño L	SIZE / Formato	ANTHRACITE			BEIGE			BLACK			GREY			WHITE		
		Solid 2 Cm			Solid 2 Cm			Solid 2 Cm			Solid 2 Cm			Solid 2 Cm		
	25x100	Peldaño "L"			G-623			G-623			G-623					

2 Cm Peldaño L	SIZE / Formato	ANTHRACITE			BEIGE			BLACK			GREY			WHITE		
		Solid 2 Cm			Solid 2 Cm			Solid 2 Cm			Solid 2 Cm			Solid 2 Cm		
	25x100	Drain			G-471			G-471			G-471					
	25x25	Drain Angle			G-187			G-187			G-187					
	25x100	Drain Diagonal			G-471			G-471			G-471					

Packing List	Real Size cm	Real Size "	Box/ Pallet	Pzs/ Box	M2/ Pallet	M2/ Box	SQF/ Pallet	SQF/ Box	Kg/ Pallet	Kg/ Box	Kg/ Piece
90x90 (7 MM)	89,46x89,46	35,22x35,22	20	2	1,60	32,01	17,23	344,58	610	28,851	14,288
45x90 (7 MM)	44,63x89,46	17,57x35,22	27	5	2,00	53,90	21,49	580,18	980	35,442	7,035
15x90 (7 MM)	14,77x89,46	5,81x35,22	36	12	1,59	57,08	17,07	614,42	1048	28,47	2,345
30x60 (7 MM)	29,75x59,55	11,71x23,44	40	8	1,42	56,69	15,26	610,23	1000	24,427	3,024
25x29 Hexagon (2 CM)	25,00x29,00	9,84x11,42	48	17	44,880	0,935	483,088	10,064	1060	21,767	1,271
50x100 SOLID 2 CM	49,75x99,55	19,59x39,19	36	1	17,83	0,50	191,92	5,33	880	23,889	23,594

Techincal data	DIN 51130	CLASS DIN 51097	DCOF ANSI A 137.1-2012	PTV BS EN 13036-4	CLASE UNE 41901 EX
	Natural	R10	>0,42	>36	1
Rigato	R10	C	>0,42	>36	1
Solid 2Cm	R11	C	>0,42	>36	3

DIN 51130 - DIN 51097 - ANSI A137.1 S-9.6.1 - BS EN 13036-4 - UNE-ENV 12633 - Test done in Nanoconcept 7.0 Grey Natural 45x90. Average test result value on March 2016. Consult specific product test result value before supplying. DIN 51130 - DIN 51097 - ANSI A137.1 S-9.6.1 - BS EN 13036-4 - UNE-ENV 12633 - Prueba realizada sobre el producto Nanoconcept 7.0 Grey Natural 45x90. Valor de media a fecha de Marzo de 2016. Consultar valor de un producto específico antes del suministro.



Sizes

All sizes are rectified and without bevel edge finish. Todos los formatos son rectificadas y no biseladas. Tiles with random shade and aspect variation. Producto con alta variación cromática y desentonificación en composiciones.





floor: Natura Grey Natural 60x90



WHITE



GREY



ANTHRACITE

60x120	59,55 x 119,3 cm - 23.45" x 46.97"	7 mm
NATURA White Natural		G-1298
NATURA White Rigato		G-1330
30x120	29,67 x 119,3 cm - 11.68"x46.97"	7 mm
NATURA White Natural		G-1386
60x60	59,55 x 59,55 cm - 23.45"x23.45"	7 mm
NATURA White Natural		G-1202
30x60	29,75 x 59,55 cm - 11.71"x23.44"	7 mm
NATURA White Natural		G-1180
NATURA White Rigato		G-1208

60x60	59,55 x 59,55 cm - 23.45"x23.45"	7 mm
NATURA Grey Natural		G-1202
30x60	29,75 x 59,55 cm - 11.71"x23.44"	7 mm
NATURA Grey Rigato		G-1208

60x120	59,55 x 119,3 cm - 23.45" x 46.97"	7 mm
NATURA Anthracite Rigato		G-1330
60x60	59,55 x 59,55 cm - 23.45"x23.45"	7 mm
NATURA Anthracite Natural		G-1202
30x60	29,75 x 59,55 cm - 11.71"x23.44"	7 mm
NATURA Anthracite Natural		G-1180
NATURA Anthracite Rigato		G-1208

Mosaics	SIZE / Formato	ANTHRACITE		GREY		WHITE	
		Natural	Rigato	Natural	Rigato	Natural	Rigato
	29,75x29,75 cm 11.71"x11.71"	Mosaico 5x5	G-1638		G-1638		G-1638
	28,5x 28,5 cm 11.22"x 11.22"	Mosaico Brick	G-1942		G-1942		G-1942

Rodapie	SIZE / Formato	ANTHRACITE		GREY		WHITE	
		Natural	Rigato	Natural	Rigato	Natural	Rigato
	7,5x60	Rodapie	G-95		G-95		G-95

Listas	SIZE / Formato	ANTHRACITE		GREY		WHITE	
		Natural	Rigato	Natural	Rigato	Natural	Rigato
	7,5x60	Listas	G-89		G-89		G-89

Gradone	SIZE / Formato	ANTHRACITE		GREY		WHITE	
		Natural	Rigato	Natural	Rigato	Natural	Rigato
	60x60	Gradone	G-543		G-543		G-543
		Gradone Ángulo	G-599		G-599		G-599
	30x60	Gradone	G-499		G-499		G-499
		Gradone Ángulo	G-559		G-559		G-559

Peldaño	SIZE / Formato	ANTHRACITE		GREY		WHITE	
		Natural	Rigato	Natural	Rigato	Natural	Rigato
	60x60	Peldaño	G-235		G-235		G-235
		Peldaño Ángulo	G-255		G-255		G-255
	30x60	Peldaño	G-163		G-163		G-163
		Peldaño Ángulo	G-179		G-179		G-179

Packing List	Real Size cm	Real Size "	Box/ Pallet	Pzs/ Box	M2/ Pallet	M2/ Box	SQF/ Pallet	SQF/ Box	Kg/ Pallet	Kg/ Box	Kg/ Piece
60x120 (7 MM)	59,55x119,3	23.44x46.97	30	2	42,63	1,42	458,83	15,29	780	25,234	12,437
30x120 (7 MM)	29,67x119,3	11.68x46.97	36	5	63,71	1,77	685,81	19,05	778	20,96	4,123
60x60 (7 MM)	59,55x59,55	23.44x23.44	30	5	53,19	1,77	572,57	19,09	950	30,898	6,129
30x60 (7 MM)	29,75x59,55	11.71x23.44	40	8	56,69	1,42	610,23	15,26	1000	24,427	3,024

Technical data	DIN 51130	CLASS DIN 51097	DCOF ANSI A 137.1-2012	PTV BS EN 13036-4	CLASE UNE 41901 EX
Natural	R10		>0,42	>24	2
<small>DIN 51130 / DIN 51097 / UNE-ENV 12633 - Test done in Natura Grey Natural. Average test result value on January 2019. Consultar valor de un producto específico antes de suministrar.</small>			<small>DIN 51130 / DIN 51097 / UNE-ENV 12633 - Prueba realizada sobre el producto Natura Grey Natural. Valor de media a fecha de February de 2019. Consultar valor de un producto específico antes del suministro.</small>		

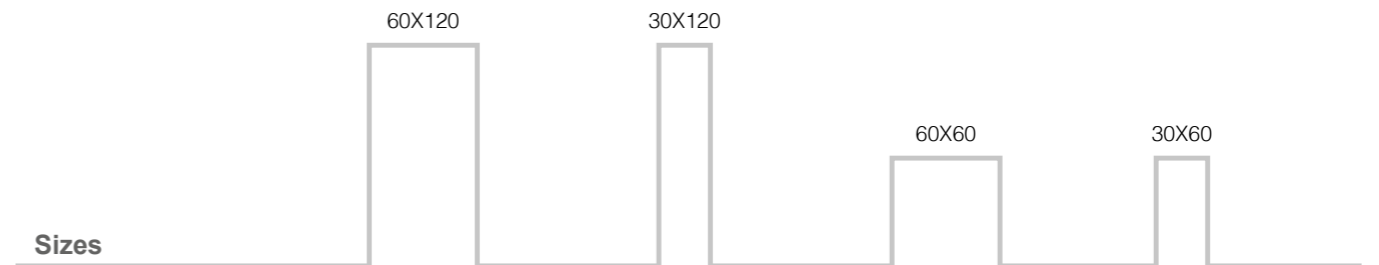
Finishes - Acabados
Natural



Rigato



All sizes are rectified and without bevel edge finish.
Todos los formatos son rectificadas y no biselados.
Tiles with random shade and aspect variation.
Producto con alta variación cromática y desentonificación en composiciones.



Sizes





URBANIZACIÓN CORAL BEACH - Calpe - (Spain)

product: Materia Beige Flame 45x90



product: Materia Black Natural 60x60.



45x90	44,63 x 89,46 cm - 17.57" x 35.22"	11 mm
MATERIA White Natural		G-1194
MATERIA White Lappato		G-1234
MATERIA White Flame		G-1234
22,5x90	22,215 x 89,46 cm - 8.74" x 35.22"	11 mm
MATERIA White Natural		G-1250
MATERIA White Lappato		G-1292
MATERIA White Flame		G-1292
60x60	59,55 x 59,55 cm - 23.45" x 23.45"	11 mm
MATERIA White Lappato		G-1234
30x60	29,75 x 59,55 cm - 11.71" x 23.45"	11 mm
MATERIA White Lappato		G-1218
50x100	49,75x99,55 cm - 19.69"x39.37"	20 mm
MATERIA White Solid 2CM		G-9234

SOLID 2 cm

WHITE



45x90	44,63 x 89,46 cm - 17.57" x 35.22"	11 mm
MATERIA Grey Natural		G-1194
MATERIA Grey Lappato		G-1234
MATERIA Grey Flame		G-1234
22,5x90	22,215 x 89,46 cm - 8.74" x 35.22"	11 mm
MATERIA Grey Natural		G-1250
MATERIA Grey Lappato		G-1292
MATERIA Grey Flame		G-1292
50x100	49,75x99,55 cm - 19.69"x39.37"	20 mm
MATERIA Grey Solid 2CM		G-9234

SOLID 2 cm

GREY



45x90	44,63 x 89,46 cm - 17.57" x 35.22"	11 mm
MATERIA Black Natural		G-1194
MATERIA Black Flame		G-1234
22,5x90	22,215 x 89,46 cm - 8.74" x 35.22"	11 mm
MATERIA Black Natural		G-1250
MATERIA Black Flame		G-1292
30x60	29,75 x 59,55 cm - 11.71" x 23.45"	11 mm
MATERIA Black Natural		G-1180

BLACK



45x90	44,63 x 89,46 cm - 17.57" x 35.22"	11 mm
MATERIA Beige Flame		G-1234
22,5x90	22,215 x 89,46 cm - 8.74" x 35.22"	11 mm
MATERIA Beige Flame		G-1292
30x60	29,75 x 59,55 cm - 11.71" x 23.45"	11 mm
MATERIA Beige Lappato		G-1218
50x100	49,75x99,55 cm - 19.69"x39.37"	20 mm
MATERIA Beige Solid 2CM		G-9234

SOLID 2 cm

BEIGE

Finishes - Acabados

Natural

Flame

Lappato



All sizes are rectified and without bevel edge finish. Todos los formatos son rectificadas y no biseadas. Tiles with random shade and aspect variation. Producto con alta variación cromática y desentonificación en composiciones.

Mosaics	SIZE / Formato	BEIGE		BLACK		GREY		WHITE	
		Natural Lappato	Flame	Natural Lappato	Flame	Natural Lappato	Flame	Natural Lappato	Flame
	29,75x29,75 cm 11.71"x11.71"	Mosaico 5x5		G-1638					
	29,75x29,75 cm 11.71"x11.71"	Mosaico Brick		G-1780					

Decors	SIZE / Formato	BEIGE		BLACK		GREY		WHITE	
		Natural Lappato	Flame	Natural Lappato	Flame	Natural Lappato	Flame	Natural Lappato	Flame
	10,8x89,46 cm 4.25" x 35.2"	End Concave		G-171		G-171		G-171	
	14,6x89,46 cm 5.74" x 35.22"	End Convex		G-171		G-171		G-171	
	43,72x 89,46 cm 17.2" x 35.22"	Ramp Onda		G-1688		G-1688		G-1688	

Rodapie	SIZE / Formato	BEIGE		BLACK		GREY		WHITE	
		Natural Lappato	Flame	Natural Lappato	Flame	Natural Lappato	Flame	Natural Lappato	Flame
	7,5x90	Rodapie		G-125	G-123	G-125	G-123	G-125	G-123
	7,5x60	Rodapie		G-93					

Gradone	SIZE / Formato	BEIGE		BLACK		GREY		WHITE		
		Natural Lappato	Flame	Natural Lappato	Flame	Natural Lappato	Flame	Natural Lappato	Flame	
	45x90	Gradone		G-603	G-603	G-603	G-603	G-603	G-603	
		Gradone Ángulo		G-623	G-623	G-623	G-623	G-623	G-623	
60x60	Gradone									
	Gradone Ángulo									
30x60	Gradone		G-499	G-499						
	Gradone Ángulo		G-559	G-559						

Peldaño	SIZE / Formato	BEIGE		BLACK		GREY		WHITE		
		Natural Lappato	Flame	Natural Lappato	Flame	Natural Lappato	Flame	Natural Lappato	Flame	
	45x90	Peldaño		G-315	G-303	G-315	G-303	G-315	G-303	
		Peldaño Ángulo		G-323	G-315	G-323	G-315	G-323	G-315	
60x60	Peldaño									
	Peldaño Ángulo									
30x60	Peldaño		G-171	G-163						
	Peldaño Ángulo		G-187	G-179						

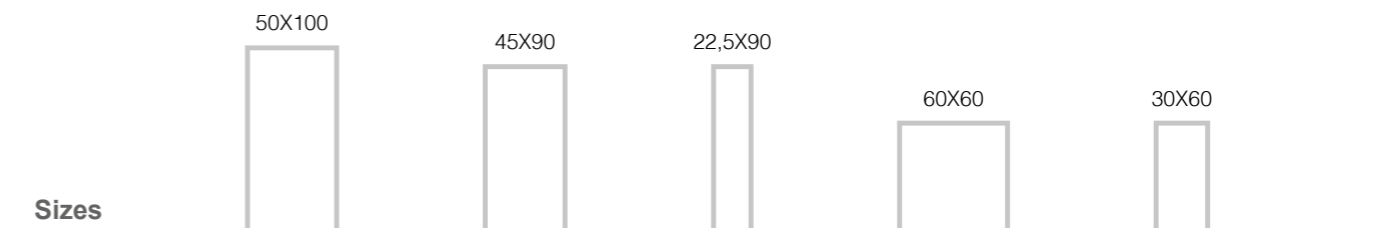
2 Cm Peldaño L	SIZE / Formato	BEIGE		BLACK		GREY		WHITE	
		Solid 2 Cm		Solid 2 Cm		Solid 2 Cm		Solid 2 Cm	
	25x100	Peldaño "L"		G-623		G-623		G-623	

2 Cm Peldaño L	SIZE / Formato	BEIGE		BLACK		GREY		WHITE	
		Solid 2 Cm		Solid 2 Cm		Solid 2 Cm		Solid 2 Cm	
	25x100	Drain		G-471		G-471		G-471	
	25x25	Drain Angle		G-187		G-187		G-187	
	25x100	Drain Diagonal		G-471		G-471		G-471	

Packing List	Real Size cm	Real Size "	Box/ Pallet	Pzs/ Box	M2/ Pallet	M2/ Box	SQF/ Pallet	SQF/ Box	Kg/ Pallet	Kg/ Box	Kg/ Piece
45x90 (11 MM)	44,63x89,46	17.57x35.22	27	3	32,34	1,20	348,11	12,89	880	31,74	10,491
22,5x90 (11 MM)	22,21x89,46	8.74x35.22	36	5	35,76	0,99	384,97	10,69	906	24,535	4,85
60x60 (11 MM)	59,55x59,55	23.44x23.44	30	3	31,92	1,06	343,54	11,45	796	25,755	8,5
30x60 (11 MM)	29,75x59,55	11.71x23.44	40	6	42,52	1,06	457,67	11,44	1050	25,675	4,24
50x100 SOLID 2 CM	49,75x99,55	19,59x39,19	36	1	17,83	0,50	191,92	5,33	880	23,889	23,594

Techincal data	DIN 51130	CLASS DIN 51097	DCOF ANSI A 137.1-2012	PTV BS EN 13036-4	CLASE UNE 41901 EX
	Natural	R10	B	>0,42	>24
Lappato	R10	C	>0,42	>24	2
Flame	R10	A	>0,42	>24	2
Solid 2Cm	R11	C	>0,42	>36	3

Test realized in external laboratory on March 2014, in the current consignment of materia Black Natural, Lappato and Flame. Prueba realizada en laboratorio externo en Marzo 2014, sobre la actual partida producida de materia Black Natural, Lappato y Flame. Consultar valor de un producto específico antes del suministro.



Sizes

SYBARUM 7.0



WHITE

60x120	59,55 x 119,3 cm - 23.45" x 46.97"	7 mm
SYBARUM 7.0 White Silk		G-1282
SYBARUM 7.0 White Scavato		G-1282
30x120	29,67 x 119,3 cm - 11.68" x 46.97"	7 mm
SYBARUM 7.0 White Silk		G-1362
SYBARUM 7.0 White Scavato		G-1362
60x60	59,55 x 59,55 cm - 23.45" x 23.45"	7 mm
SYBARUM 7.0 White Silk		G-1180

NEOCOUNTRY



WHITE

60x60	59,55 x 59,55 cm - 23.45" x 23.45"	11 mm
NEOCOUNTRY White Natural		G-1284

BURLINGTON



MARFIL

45x90	44,63 x 89,46 cm - 17.57" x 35.22"	11 mm
BURLINGTON Marfil Natural		G-1372
30x60	29,75 x 59,55 cm - 11.71" x 23.45"	11 mm
BURLINGTON Marfil Lappato		G-1330



GREY

30x60	29,75 x 59,55 cm - 11.71" x 23.45"	11 mm
BURLINGTON Grey Natural		G-1258
BURLINGTON Grey Lappato		G-1298

All sizes are rectified and without bevel edge finish.
 Todos los formatos son rectificadas y no biseadas.
 Tiles with random shade and aspect variation.
 Producto con alta variación cromática y desentonificación en composiciones.


LAVA



NEGRO



ANTRACITA



MARFIL



PORCELAIN

60x60	59,55 x 59,55 cm - 23.45" x 23.45"	11 mm
LAVA Negro Lappato		G-1410

30x60	29,75 x 59,55 cm - 11.71" x 23.45"	11 mm
LAVA Antracita Lappato		G-1298
LAVA Antracita Natural		G-1258

60x60	59,55 x 59,55 cm - 23.45" x 23.45"	11 mm
LAVA Marfil Lappato		G-1446


30x60	29,75 x 59,55 cm - 11.71" x 23.45"	11 mm
LAVA Marfil Lappato		G-1330
LAVA Marfil Rigato		G-1330

QUARTZSTONE



BEIGE

30x60	29,75 x 59,55 cm - 11.71" x 23.45"	11 mm
HABITAT Beige Lappato		G-1298
30x30	29,75 x 29,75 cm - 11.71" x 11.71"	11 mm
DECO BEIGE Estructurado		G-1258



GRAFITO

30x60	29,75 x 59,55 cm - 11.71" x 23.45"	11 mm
HABITAT Grafito Lappato		G-1298



ROSSO

30x60	29,75 x 59,55 cm - 11.71" x 23.45"	11 mm
HABITAT Rosso Lappato		G-1274



All sizes are rectified and without bevel edge finish.
 Todos los formatos son rectificadas y no biseladas.
 Tiles with random shade and aspect variation.
 Producto con alta variación cromática y desentonificación en composiciones.

LIFESTONE



MARFIL



GRAFITO



MUSGO



PORCELAIN

45x45	44,63 x 44,63 cm - 17.57" x 17.57"	11 mm
ERGO Marfil Lappato		G-1298

45x45	44,63 x 44,63 cm - 17.57" x 17.57"	11 mm
ERGO Grafito Natural		G-1234

60x60	59,55 x 59,55 cm - 23.45" x 23.45"	11 mm
VILLE Musgo Lappato		G-1386
45x45	44,63 x 44,63 cm - 17.57" x 17.57"	11 mm
ERGO Musgo Lappato		G-1274

LIMESTONE



BEIGE

30x60 29,75 x 59,55 cm - 11.71" x 23.45" 11 mm
 MILLENIUM Beige Natural G-1258



GRIS

30x60 29,75 x 59,55 cm - 11.71" x 23.45" 11 mm
 MILLENIUM Gris Natural G-1258
 45x45 44,63 x 44,63 cm - 17.57" x 17.57" 11 mm
 FOSSIL Gris Natural G-1258

STONETECH



VERDE

45x45 44,63 x 44,63 cm - 17.57" x 17.57" 11 mm
 CANYON Verde G-1258

OLDSTONE



ANTRACITA

30x60 29,75 x 59,55 cm - 11.71" x 23.45" 11 mm
 BERET Antracita G-1218

PORCELAIN



ROSA

30x60 29,75 x 59,55 cm - 11.71" x 23.45" 11 mm
 DOMOTEC Rosa Satinado G-1218



GRANA

30x60 29,75 x 59,55 cm - 11.71" x 23.45" 11 mm
 DOMOTEC Grana Satinado G-1250
 DOMOTEC Grana Estructurado G-1194



BEIGE

30x60 29,75 x 59,55 cm - 11.71" x 23.45" 11 mm
 DOMOTEC Beige Satinado G-1218
 DOMOTEC Beige Estructurado G-1162



NEGRO

30x60 29,75 x 59,55 cm - 11.71" x 23.45" 11 mm
 DOMOTEC Negro Satinado G-1250



MARFIL

45x45 44,63 x 44,63 cm - 17.57" x 17.57" 11 mm
 GÉNESIS Marfil Pulido G-1354
 GÉNESIS Marfil Satinado G-1258



OCRE

45x45 44,63 x 44,63 cm - 17.57" x 17.57" 11 mm
 GÉNESIS Ocre Satinado G-1218




BEIGE

45x45 44,63 x 44,63 cm - 17.57" x 17.57" 11 mm
 GÉNESIS Beige Satinado G-1218



CREMA

30x60 29,75 x 59,55 cm - 11.71" x 23.45" 11 mm
 COLISEO Crema Pulido G-1330
 45x45 44,63 x 44,63 cm - 17.57" x 17.57" 11 mm
 LICEO Crema Pulido G-1330



OCRE

45x45 44,63 x 44,63 cm - 17.57" x 17.57" 11 mm
 EUREKA Ocre Pulido G-1240



BEIGE

45x45 44,63 x 44,63 cm - 17.57" x 17.57" 11 mm
 GRANITEC Beige pulido G-1386
 30x60 29,75 x 59,55 cm - 11.71" x 23.45" 11 mm
 GRANITEC Beige pulido G-1386




VERDE

30x60 29,75 x 59,55 cm - 11.71" x 23.45" 11 mm
 GRANITEC Verde pulido G-1386



MARENGO

30x60 29,75 x 59,55 cm - 11.71" x 23.45" 11 mm
 GRANITEC Marengo Pulido G-1410



ROSA

30x60 29,75 x 59,55 cm - 11.71" x 23.45" 11 mm
 GRANITEC Rosa Pulido G-1386

Packing List	Real Size cm	Real Size "	Box/ Pallet	Pzs/ Box	M2/ Pallet	M2/ Box	SQF/ Pallet	SQF/ Box	Kg/ Pallet	Kg/ Box	Kg/ Piece
60x120 (7 MM)	59,55x119,3	23.44x46.97	30	2	1,42	42,63	15,29	458,83	780	25,234	12,437
30x120 (7 MM)	29,67x119,3	11.68x46.97	36	5	1,77	63,71	19,05	685,81	778	20,96	4,123
45x90 (11 MM)	44,63x89,46	17.57x35.22	27	5	2,00	53,90	21,49	580,18	980	35,442	7,035
60x60 (11 MM)	59,55x59,55	23.44x23.44	30	3	31,92	1,06	343,54	11,45	796	25,755	8,5
30x60 (11 MM)	29,75x59,55	11.71x23.44	40	6	42,52	1,06	457,67	11,44	1050	25,675	4,24
45x45 (11 MM)	44,63x44,63	17.57x17.57	68	5	67,722	0,996	728,965	10,720	1555	22,530	4,463

All sizes are rectified and without bevel edge finish.
 Todos los formatos son rectificadas y no biseñados.
 Tiles with random shade and aspect variation.
 Producto con alta variación cromática y desentonificación en composiciones.





WILD FOREST


PORCELAIN



GREY

120x260	119,3x260 cm - 46.97"x102.4"	6 mm
Wild Forest Grey Polished Mix		G-3459
Wild Forest Grey Natural Mix		G-3397
60x260	59,55x260 cm - 23.45"x102.4"	6 mm
Wild Forest Grey Polished Mix		G-3459
Wild Forest Grey Natural Mix		G-3397
120x120	119,3x119,3 cm - 46.97"x46.97"	6 mm
Wild Forest Grey Polished Mix		G-3459
Wild Forest Grey Natural Mix		G-3397
60x120	59,55x119,3 cm - 23.45"x46.97"	7 mm
Wild Forest Grey Polished		G-1442

Gradone 	SIZE / Formato		GREY	
			Natural	Polished
	30x260	Gradone	G-2875	G-2883
	30x130	Gradone	G-2741	G-2761

Peldaño 	SIZE / Formato		GREY	
			Natural	Polished
	30x260	Peldaño	G-2839	G-2849
	30x130	Peldaño	G-2651	G-2677



Block A

120x260	119,3x260 cm - 46.97"x102.4"	6 mm
Wild Forest Grey Polished A + B + C		G-3495

Packing List	Real Size cm	Real Size "	Box/ Pallet	Pzs/ Box	M2/ Pallet	M2/ Box	SQF/ Pallet	SQF/ Box	Kg/ Pallet	Kg/ Box	Kg/ Piece
120x260	119,3x260	46.97"x102.4"	17	1	52,73	567,59	926	16,35	780	25,234	12,437
120x120	119,30x119,3	46.97"x46.97"	32	1	45,54	490,23	793	16,35	800	31,480	7,795
60x120	59,55x119,3	23.45"x46.97"	30	2	42,63	458,83	746	17,59	950	30,898	6,129

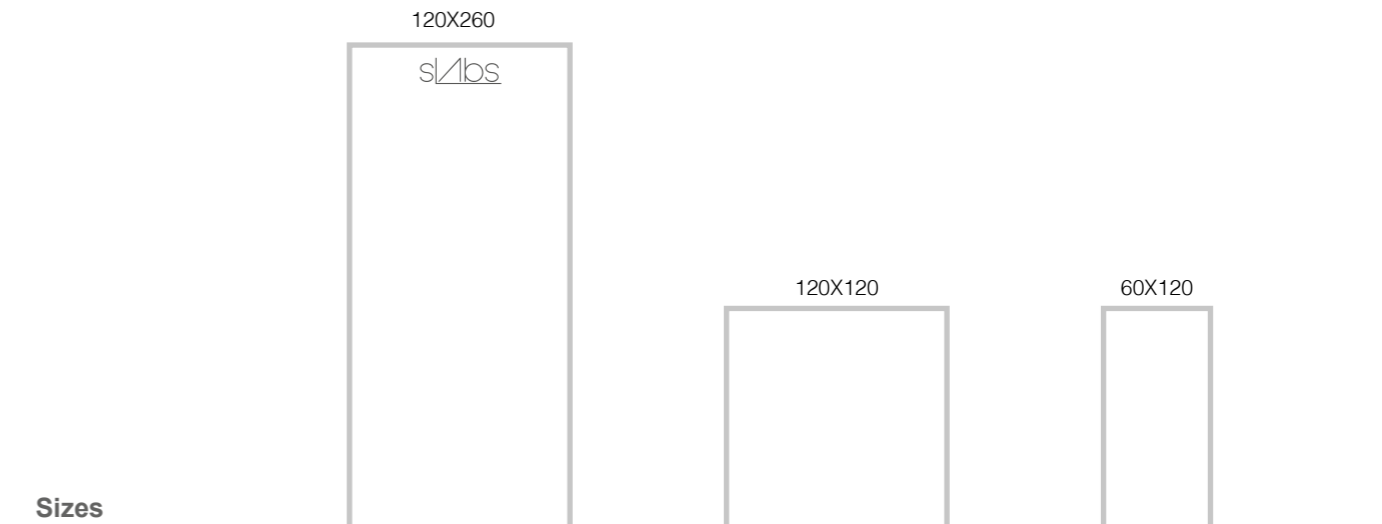
Technical data	DIN	CLASS	DCOF	PTV	CLASE
Natural	51130	DIN 51097	ANSI A 137.1-2012	BS EN 13036-4	UNE 41901 EX
	R10		>0,42	>24	1



Block B



Block C



All sizes are rectified and without bevel edge finish.
 Todos los formatos son rectificadas y no biseados.
 Tiles with random shade and aspect variation.
 Producto con alta variación cromática y desentonificación en composiciones.






PATAGONIA




GREY POLISHED

PORCELAIN

120x300	119,3x300 cm - 46.97"x118.11"	6 mm
PATAGONIA Grey Polished		G-3459
120x120	119,3x119,3 cm - 46.97"x46.97"	6 mm
PATAGONIA Grey Polished		G-3459
100x100	99,55x99,55 cm - 39.37"x39.37"	7 mm
PATAGONIA Grey Polished		G-1410
60x150	59,55x150 cm - 23.44"x59.05"	6 mm
PATAGONIA Grey Polished		G-3459
50x100	49,75x99,55 cm - 19.59"x39.37"	7 mm
PATAGONIA Grey Polished		G-1274
60x60	59,55x59,55 cm - 23.44"x23.44"	7 mm
PATAGONIA Grey Polished		G-1274

 Gradone	SIZE / Formato		GREY
	30x300	Gradone	Polished
	30x150	Gradone	G-2883
			G-2761

 Peldaño	SIZE / Formato		GREY
	30x300	Peldaño	Polished
	30x150	Peldaño	G-2849
			G-2677

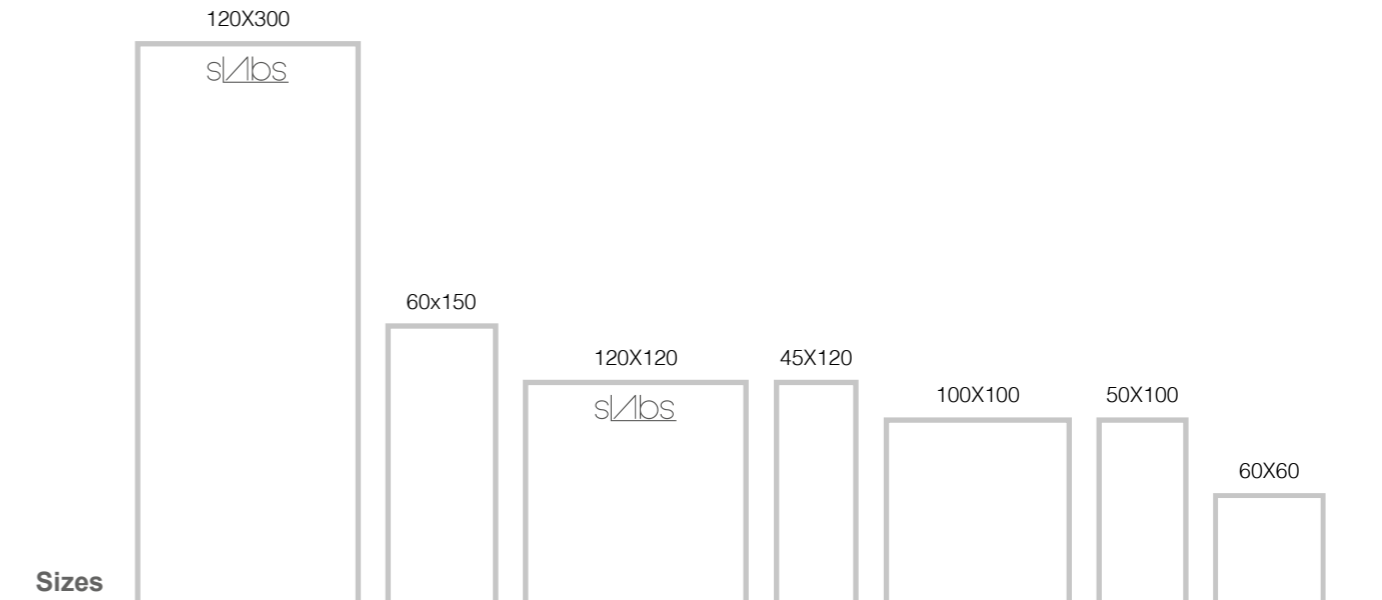
CERAMICS



GREY GLOSSY

45x120	44,63x119,3 cm - 17.57"x46.97"	7 mm
PATAGONIA Grey Glossy		G-7180

Packing List	Real Size cm	Real Size "	Box/ Pallet	Pzs/ Box	M2/ Pallet	M2/ Box	SQF/ Pallet	SQF/ Box	Kg/ Pallet	Kg/ Box	Kg/ Piece
120x300 (6 MM)	119,3x300 cm	46.97"x118.11"	17	1	61,200	3,579	658,757	38,524	1031	61,000	61,000
120x120 (6 MM)	119,30x119,3 cm	46.97"x46.97"	32	1	45,544	1,423	490,235	15,320	855	25,150	24,500
60x150 (6 MM)	59,55x150 cm	23.44"x59.06"	30	2	53,595	1,787	576,897	19,230	874	30,440	15,220
45x120 (7 MM)	44,63x119,30	17.57"x46.97"	24	4	51,114	2,130	550,189	22,925	800	31,480	7,795
100x100 (7 MM)	99,55x99,55	39.19x 39,19	24	2	47,569	1,982	512,032	21,335	822	32,750	16,200
50x100 (7 MM)	49,75x99,55	19.59x39.19	27	4	53,488	1,981	575,747	21,324	917	33,095	8,200
60x60 (7 MM)	59,55x59,55 cm	23.44"x23.44"	30	5	53,193	1,773	572,570	19,086	950	30,898	6,129




All sizes are rectified and without bevel edge finish.
 Todos los formatos son rectificadas y no biselados.
 Tiles with random shade and aspect variation.
 Producto con alta variación cromática y desentonificación en composiciones.

CALACATTA GOLD



Wall : CALACATTA Gold Scarpaletto 45x120
Floor : METODO Grana Natural 50x100



Wall : CALACATTA Gold Scarpaletto 45x120



floor: CALACATTA Gold Natural 60x120
walls: CORTEN Copper Rescato 50X100
CASSERO Grey Natural 120x300

CALACATTA GOLD



GOLD NATURAL




GOLD SCARPALETTO

PORCELAIN

60X120	59,55 x 119,3 cm - 23.45"x46.97"	7 mm
CALACATTA Gold Natural		G-1282
60x60	59,55 x 59,55 cm - 23.62"x23.62"	7 mm
CALACATTA Gold Natural		G-1220

45X120	44,63x119,3 cm - 17.57"x46.97"	7 mm
CALACATTA Gold Scarpaletto		G-7180

CALACATTA VIOLA



VIOLA POLISHED

100x100	99,55 x 99,55 cm - 39.19"x39.19"	7 mm
CALACATTA Viola Polished		G-1372
50x100	49,75 x 99,55 cm - 19.59"x39.19"	7 mm
CALACATTA Viola Polished		G-1250
60x60	59,55 x 59,55 cm - 23.45"x23.45"	7 mm
CALACATTA Viola Polished		G-1250

DREAMS



BLUE


100x100	99,55 x 99,55 cm - 39.19"x39.19"	7 mm
DREAMS Blue Polished		G-1410
50x100	49,75 x 99,55 cm - 19.59"x39.19"	7 mm
DREAMS Blue Polished		G-1274
60x60	59,55 x 59,55 cm - 23.45"x23.45"	7 mm
DREAMS Blue Polished		G-1274


CERAMICS

Mosaics 	SIZE / Formato	GOLD
	29,75x29,75 cm 11.71"x11.71"	Natural
	Mosaico 5x5	G-1576

Rodapie 	SIZE / Formato	GOLD
	7,5x60	Natural
	Rodapie	G-79

Listas 	SIZE / Formato	GOLD
	7,5x60	Natural
	Listas	G-75

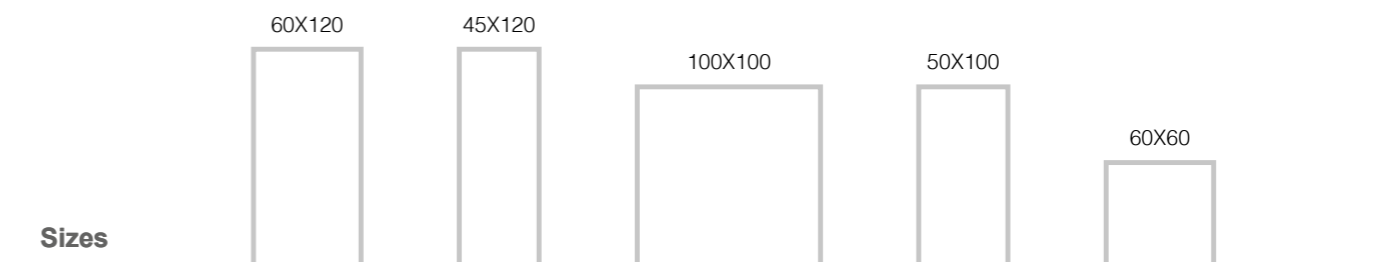
Gradone 	SIZE / Formato	GOLD
	30x120	Natural
	Gradone	G-693
	60x60	G-543

Peldaño 	SIZE / Formato	GOLD
	30x120	Natural
	Peldaño	G-315
	60x60	G-235

Packing List	Real Size cm	Real Size "	Box/ Pallet	Pzs/ Box	M2/ Pallet	M2/ Box	SQF/ Pallet	SQF/ Box	Kg/ Pallet	Kg/ Box	Kg/ Piece
60x120 (7mm)	59,55x119,3	23.44x49.97	30	2	42,626	1,421	458,825	15,294	780	25,234	12,437
45x120 (7mm)	44,63x119,3	17.57x49.97	24	4	51,114	2,130	550,189	22,925	800	31,480	7,795
100x100 (7 MM)	99,55x99,55	39.19x39.19	24	2	47,569	1,982	512,032	21,335	822	32,750	16,200
50x100 (7 MM)	49,75x99,55	19.59x39.19	27	4	53,488	1,981	575,747	21,324	917	33,095	8,200
60x60 (7mm)	59,55x59,55	23.44x23.44	30	5	53,193	1,773	572,570	19,086	950	30,898	6,129

Technical data	DIN 51130	CLASS DIN 51097	DCOF ANSI A 137.1-2012	PTV BS EN 13036-4	CLASE UNE 41901 EX
Natural	R10	-	>0,42	>36	1

DIN 51130 / DIN 51097 / UNE-ENV 12633-Test done in Calacatta Gold Natural. Average test result value on January 2022. Consult specific product test result value before supplying.
DIN 51130 / DIN 51097 / UNE-ENV 12633 - Prueba realizada sobre el producto Calacatta Gold Natural. Valor de media a fecha de Enero de 2022. *Consultar valor de un producto específico antes del suministro.



All sizes are rectified and without bevel edge finish.
Todos los formatos son rectificadas y no biseladas.
Tiles with random shade and aspect variation.
Producto con alta variación cromática y destonificación en composiciones.





Onice Green Polished 90x90
Onice Green Glossy 45x120
Onice Green Boiserie Glossy 45x120



shelves and coffee table: Onice Ambar Polished
floor and walls: Cassero Grey Natural 120x300




Onice Salmon Polished 120x300

ONICE

PORCELAIN

CERAMICS



GREEN

120x300	119,3x300 cm - 46.97"x118.11"	6 mm
ONICE Green Polished		G-3467
120x120	119,3x119,3 cm - 46.97"x46.97"	6 mm
ONICE Green Polished		G-3467
60x150	59,55x150 cm - 23.62"x58.88"	6 mm
ONICE Green Polished		G-3467
90x90	89,46x89,46 cm - 35.22"x35.22"	7 mm
ONICE Green Polished		G-1410
60x60	59,55x59,55 cm - 23.62"x23.62"	7 mm
ONICE Green Polished		G-1274



SALMÓN

120x300	119,3x300 cm - 46.97"x118.11"	6 mm
ONICE Salmón Polished		G-3467
120x120	119,3x119,3 cm - 46.97"x46.97"	6 mm
ONICE Salmón Polished		G-3467
60x150	59,55x150 cm - 23.62"x58.88"	6 mm
ONICE Salmón Polished		G-3467
90x90	89,46x89,46 cm - 35.22"x35.22"	7 mm
ONICE Salmón Polished		G-1410
60x60	59,55x59,55 cm - 23.62"x23.62"	7 mm
ONICE Salmón Natural		G-1186
ONICE Salmón Polished		G-1274



AMBAR

90x90	89,46x89,46 cm - 35.22"x35.22"	7 mm
ONICE Ambar Polished		G-1410
60x60	59,55x59,55 cm - 23.62"x23.62"	7 mm
ONICE Ambar Polished		G-1274


Decors

Decorados



90x90	89,46x89,46 cm - 35.22"x35.22"	7 mm
ONICE Ambar Decor Polished		G-1456
60x60	59,55x59,55 cm - 23.62"x23.62"	7 mm
ONICE Ambar Decor Polished		G-1314

All sizes are rectified and without bevel edge finish.
 Todos los formatos son rectificadas y no biseladas.
 Tiles with random shade and aspect variation.
 Producto con alta variación cromática y destonificación en composiciones.



GREEN

45x120	44,63x119,3 cm - 17.57"x46.97"	7 mm
ONICE Green Glossy		G-7180
ONICE Green Boiserie Glossy		G-7208



SALMÓN

45x120	44,63x119,3 cm - 17.57"x46.97"	7 mm
ONICE Salmón Glossy		G-7180
ONICE Salmón Boiserie Glossy		G-7208
ONICE Salmón Decor		G-7298

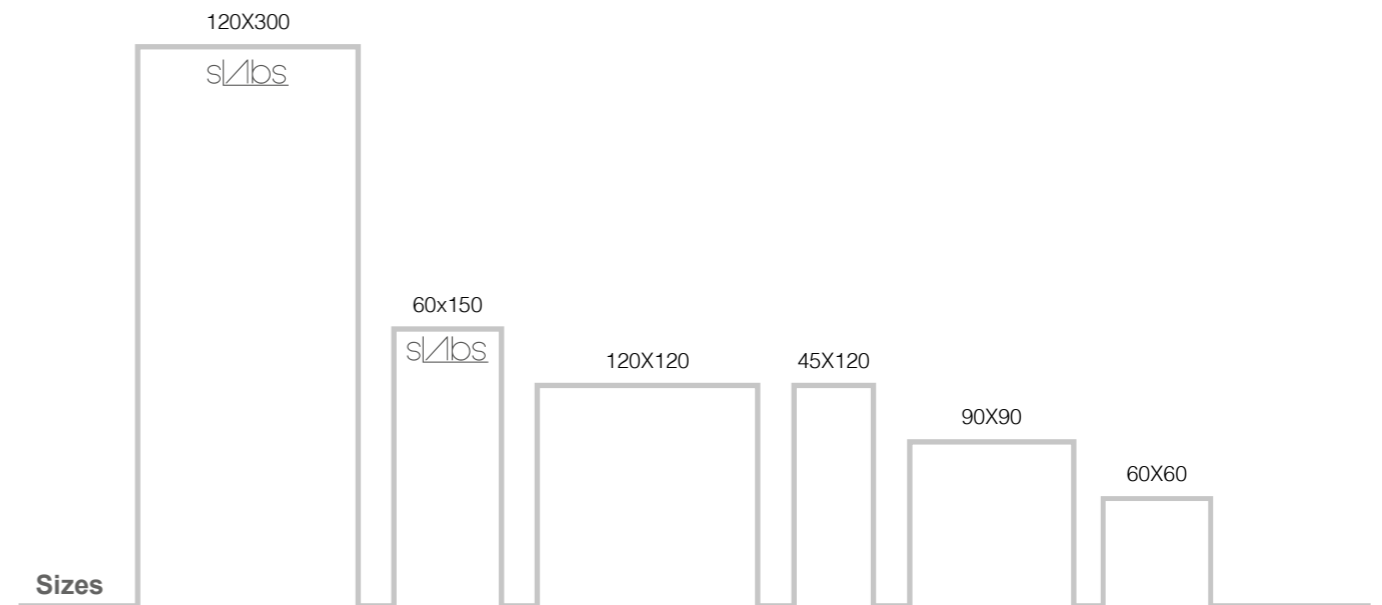


AMBAR

45x120	44,63x119,3 cm - 17.57"x46.97"	7 mm
ONICE Ambar Glossy		G-7180
ONICE Ambar Boiserie Glossy		G-7208

Packing List	Real Size cm	Real Size "	Box/ Pallet	Pzs/ Box	M2/ Pallet	M2/ Box	SQF/ Pallet	SQF/ Box	Kg/ Pallet	Kg/ Box	Kg/ Piece
120x300	119,3x300 cm	46.97"x118.11"	17	1	61,200	3,579	658,757	38,524	1031	61,000	61,000
120x120	119,30x119,3 cm	46.97"x46.97"	32	1	45,544	1,423	490,235	15,320	855	25,150	24,500
60x150	59,55x150 cm	23.44"x59.06"	30	2	53,595	1,787	576,897	19,230	874	30,440	15,220
90x90	89,46x89,46 cm	35.22"x35.22"	20	2	32,012	1,601	344,581	17,229	585	27,597	13,661
60x60	59,55x59,55 cm	23.44"x23.44"	30	5	53,193	1,773	572,570	19,086	950	30,898	6,129
45x120 Relief / Relieve	44,63x119,30	17.57x46.97	24	3	38,335	1,597	412,642	17,193	613	23,685	7,795
45x120	44,63x119,30	17.57x46.97	24	4	51,114	2,130	550,189	22,925	800	31,480	7,795

Technical data	DIN	CLASS	DCOF	PTV	CLASE
Salmón Natural	51130	DIN 51097	ANSI A 137.1-2012	BS EN 13036-4	UNE 41901 EX
	R10	-	>0,42	>24	1





BORGHINI

PORCELAIN



WHITE

120x260	119,3x260 cm - 46.97"x102.4"	6 mm
BORGHINI White Polished		G-3467
60x260	59,55x260 cm - 23.45"x102.4"	6 mm
BORGHINI White Polished		G-3467
120x120	119,3x119,3 cm - 46.97"x46.97"	6 mm
BORGHINI White Polished		G-3467
60x60	59,55x59,55 cm - 23.62"x23.62"	7 mm
BORGHINI White Polished		G-1298

CERAMICS



45X120	44,63x119,3 cm - 17.57"x46.97"	7 mm
Borghini White Glossy		G-7180



45X120	44,63x119,3 cm - 17.57"x46.97"	7 mm
Borghini White Glossy Decor		G-7298

	SIZE / Formato		WHITE
	30x260	Gradone	Polished
	30x130	Gradone	G-2883
			G-2761

	SIZE / Formato		WHITE
	30x260	Peldaño	Polished
	30x130	Peldaño	G-2849
			G-2677

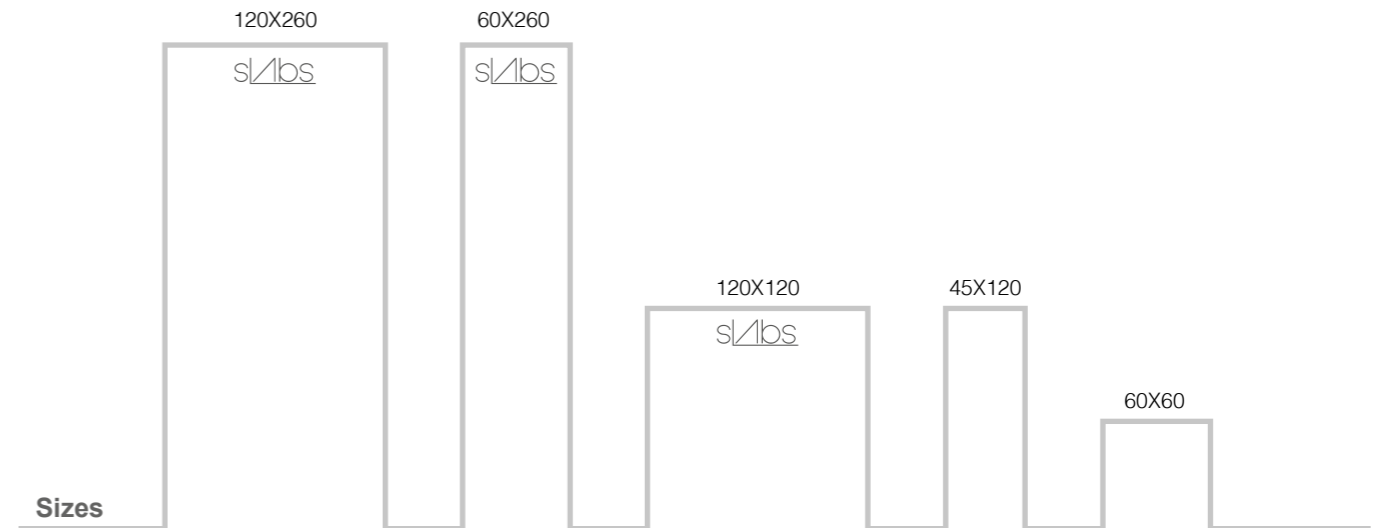
Packing List	Real Size cm	Real Size "	Box/ Pallet	Pzs/ Box	M2/ Pallet	M2/ Box	SQF/ Pallet	SQF/ Box	Kg/ Pallet	Kg/ Box	Kg/ Piece
120x260	119,3x260	46.97"x102.4"	17	1	52,731	3,102	567,592	33,388	900	49,410	49,410
60x260	59,55x119,3	46.97"x102.4"	34	1	52,642	1,548	566,641	16,666	961	26,500	26,500
120x120	119,30x119,3	46.97"x46.97"	32	1	45,544	1,423	490,235	15,320	855	25,150	24,500
60x60	59,55x59,55	23.45"x23.45"	30	5	53,193	1,773	572,570	19,086	950	30,898	6,129
45x120	44,63x119,30	17.57"x46.97"	24	4	51,114	2,130	550,189	22,925	800	31,480	7,795

Decors Decorados



60x60	59,55x59,55 cm - 23.62"x23.62"	7 mm
Borghini White Decor Polished		G-1314

All sizes are rectified and without bevel edge finish.
 Todos los formatos son rectificadas y no biselados.
 Tiles with random shade and aspect variation.
 Producto con alta variación cromática y desentonificación en composiciones.





STATUARIO



Statuario Extra White Polished Mix 120x260



STATUARIO

PORCELAIN




EXTRA WHITE

ELEGANCE



WHITE




PRISM DECOR

162x324	162x324 cm - 63.8"x127.6"	12 mm
STATUARIO Extra White Bookmatch Polished A+B		G-3654
STATUARIO Extra White Bookmatch Natural A+B		G-3620
120x260	119,3x260 cm - 46.97"x102.4"	6 mm
STATUARIO Extra White Polished Mix		G-3467
STATUARIO Extra White Natural Mix		G-3413
60x260	59,55x260 cm - 23.45"x102.4"	6 mm
STATUARIO Extra White Polished Mix		G-3467
STATUARIO Extra White Natural Mix		G-3413
120x120	119,3x119,3 cm - 46.97"x46.97"	6 mm
STATUARIO Extra White Polished Mix		G-3467
STATUARIO Extra White Natural Mix		G-3413

120x260	119,3x260 cm - 46.97"x102.4"	6 mm
ELEGANCE White Polished Bookmatch A+B		G-3495

120x260	119,3x260 cm - 46.97"x102.4"	6 mm
STATUARIO White Polished Prism Decor		G-2964

Gradone 	STATUARIO EXTRA WHITE			
	SIZE / Formato		Natural	Polished
	30x260	Gradone	G-2875	G-2883
	30x130	Gradone	G-2741	G-2761

Peldaño 	STATUARIO EXTRA WHITE			
	SIZE / Formato		Natural	Polished
	30x260	Peldaño	G-2839	G-2849
	30x130	Peldaño	G-2651	G-2677

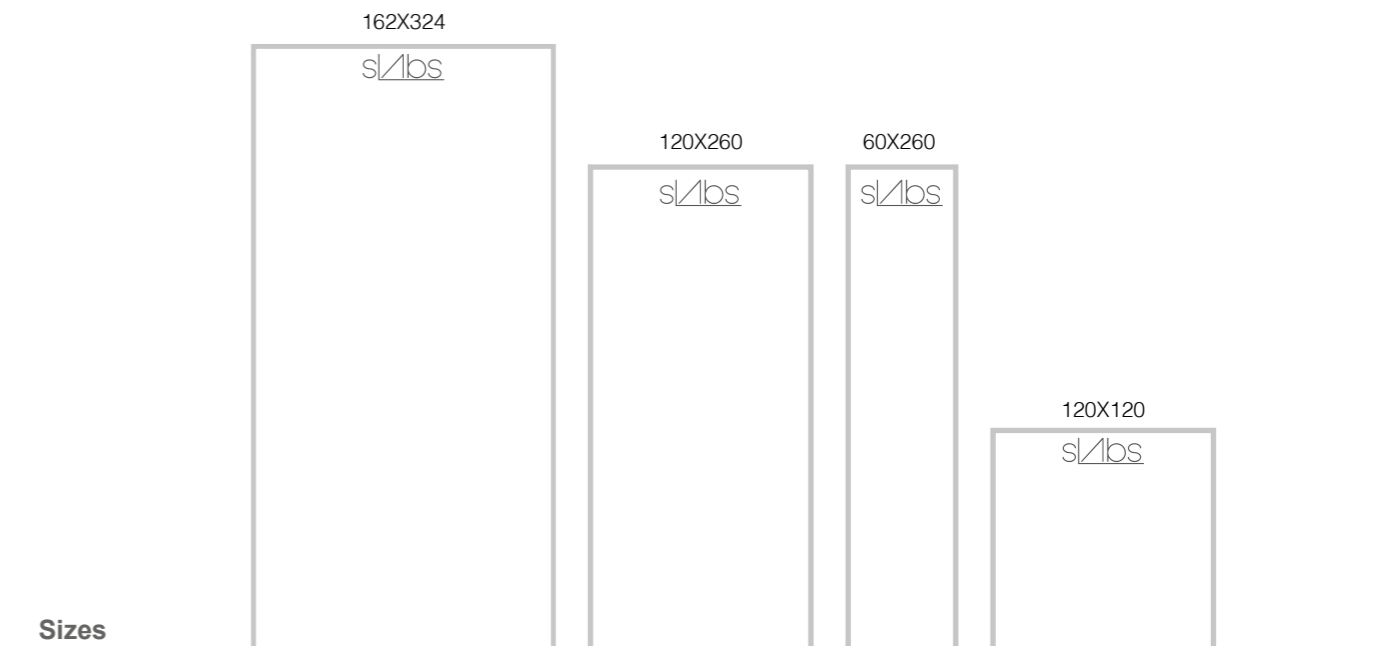
Packing List	Real Size cm	Real Size "	Box/ Pallet	Pzs/ Box	M2/ Pallet	M2/ Box	SQF/ Pallet	SQF/ Box	Kg/ Pallet	Kg/ Box	Kg/ Piece
162x324 (12 mm)	162x324	63.8"x127.6"	16	1	83,981	5,249	903,969	56,498	2860	170,000	170,000
120x260 (6 mm)	119,3x260	46.97"x102.4"	17	1	52,731	3,102	567,592	33,388	900	49,410	49,410
60x260 (6 mm)	59,55x119,3	46.97"x102.4"	34	1	52,642	1,548	566,641	16,666	961	26,500	26,500
120x120 (6 mm)	119,30x119,3	46.97"x46.97"	32	1	45,544	1,423	490,235	15,320	855	25,150	24,500

Technical data	DIN	CLASS	DCOF	PTV	CLASE
	51130	DIN 51097	ANSI A 137.1-2012	BS EN 13036-4	UNE 41901 EX
Natural	R10	-	>0,42	>24	1

Gradone 	ELEGANCE WHITE			
	SIZE / Formato		Polished	
	30x260	Gradone	G-2883	G-2761
	30x130	Gradone	G-2761	

Peldaño 	ELEGANCE WHITE			
	SIZE / Formato		Polished	
	30x260	Peldaño	G-2849	G-2677
	30x130	Peldaño	G-2677	

Packing List	Real Size cm	Real Size "	Box/ Pallet	Pzs/ Box	M2/ Pallet	M2/ Box	SQF/ Pallet	SQF/ Box	Kg/ Pallet	Kg/ Box	Kg/ Piece
120x260 86 mm)	119,3x260	46.97"x102.4"	17	1	52,73	567,59	926	16,35	780	25,234	12,437



Sizes

* Elegance White Polished Bookmatch 120x260 block A & block B are not sold separately.
* Los bloques A y B de Elegance White Polished Bookmatch 120x260 no se venden por separado.

All sizes are rectified and without bevel edge finish.
Todos los formatos son rectificadas y no biselados.
Tiles with random shade and aspect variation.
Producto con alta variación cromática y destonificación en composiciones.





Orobico Red Solid 2CM 50x100



Orobico Red Polished 120x120

OROBICO



RED

120x260	119,3x260 cm - 46.97"x102.4"	6 mm
OROBICO Red Polished		G-3467
120x120	119,3x119,3 cm - 46.97"x46.97"	6 mm
OROBICO Red Polished		G-3467
60x120	59,55x119,3 cm - 35.22"x35.22"	7 mm
OROBICO Red Polished		G-1442
OROBICO Red Natural		G-1352
60x60	59,55x59,55 cm - 23.62"x23.62"	7 mm
OROBICO Red Polished		G-1298

PORCELAIN

Gradone 	SIZE / Formato		RED
	30x260	Gradone	Polished
	30x130	Gradone	G-2883 G-2761
Peldaño 	SIZE / Formato		RED
	30x260	Peldaño	Polished
	30x130	Peldaño	G-2849 G-2677
2 Cm Peldaño L 	SIZE / Formato		RED
	25x100	Peldaño "L"	Solid 2 Cm
			G-623
2 Cm Drain 	SIZE / Formato		RED
	25x100	Drain	Solid 2 Cm
	25x25	Drain Angle	G-471
	25x100	Drain Diagonal	G-187 G-471

ICE JADE



GREEN

120x260	119,3x260 cm - 46.97"x102.4"	6 mm
ICE JADE Green Polished Mix		G-3467
120x120	119,3x119,3 cm - 46.97"x46.97"	6 mm
ICE JADE Green Polished Mix		G-3467
60x120	59,55x119,3 cm - 23.62"x46.97"	7 mm
ICE JADE Green Polished		G-1442
ICE JADE Green Natural		G-1352

Gradone 	SIZE / Formato		GREEN
	30x260	Gradone	Polished
	30x130	Gradone	G-2883 G-2761
Peldaño 	SIZE / Formato		GREEN
	30x260	Peldaño	Polished
	30x130	Peldaño	G-2849 G-2677

Packing List	Real Size cm	Real Size "	Box/ Pallet	Pzs/ Box	M2/ Pallet	M2/ Box	SQF/ Pallet	SQF/ Box	Kg/ Pallet	Kg/ Box	Kg/ Piece
120x260	119,3x260	46.97"x102.4"	17	1	52,731	3,102	567,592	33,388	900	49,410	49,410
120x120	119,30x119,3	46.97"x46.97"	32	1	45,544	1,423	490,235	15,320	855	25,150	24,500
60x120	59,55x119,3	23.45"x46.97"	30	2	42,63	458,83	746	17,59	950	30,898	6,129
60x60	59,55x59,55	23.45"x23.45"	30	5	53,193	1,773	572,570	19,086	950	30,898	6,129
50x100 (Solid 2 cm)	49,75x99,55	19.59x39.19	36	1	17,829	0,495	191,916	5,331	825	22,362	22,067

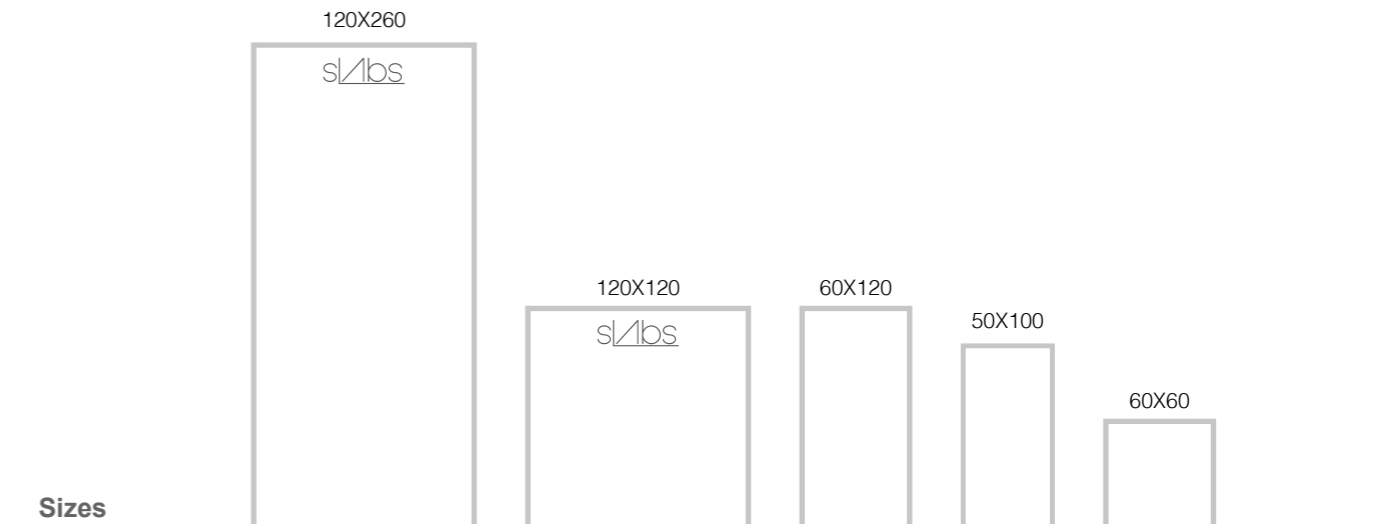
Technical data	DIN 51130	CLASS DIN 51097	DCOF ANSI A 137.1-2012	PTV BS EN 13036-4	CLASE UNE 41901 EX
Natural	R10		>0,42	>24	1
Solid 2 cm	R11	C	>0,42	>36	3

Solid 2 cm



SOLID 2 cm

50x100	49,75x99,55 cm - 19.58"x39.19"	20 mm
OROBICO Red Solid 2 cm		G-9234



All sizes are rectified and without bevel edge finish.
 Todos los formatos son rectificadas y no biseadas.
 Tiles with random shade and aspect variation.
 Producto con alta variación cromática y destonificación en composiciones.

MARBLE 7.0

PORCELAIN



JOLIE

90x90 89,46 x 89,46 cm - 35.22" x 35.22" 7 mm
 MARBLE 7.0 Jolie Polished G-1442



CALACATTA

90x90 89,46 x 89,46 cm - 35.22" x 35.22" 7 mm
 MARBLE 7.0 Calacatta Polished G-1442

Mosaics	SIZE / Formato	CALACATTA		JOLIE
		Polished		Polished
	89,46 x 89,46 cm 35.22" x 35.22"	Decor 90x90	G-1942	G-1942
	29,75 x 29,75 cm 11.71" x 11.71"	Mosaico Mix	G-1884	G-1884

Packing List	Real Size cm	Real Size "	Box/ Pallet	Pzs/ Box	M2/ Pallet	M2/ Box	SQF/ Pallet	SQF/ Box	Kg/ Pallet	Kg/ Box	Kg/ Piece
	90x90 (7 MM)	89,46x89,46	35.22x35.22	20	2	32,01	1,60	344,58	17,23	610	28,851
60x60 (7 MM)	59,55x59,55	23.45"x23.45"	30	5	53,193	1,773	572,570	19,086	950	30,898	6,129



product: Marble 7.0 Jolie Polished 90x90

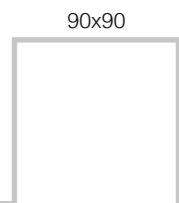
Decors Decorados



All sizes are rectified and without bevel edge finish.
 Todos los formatos son rectificadas y no biselados.
 Tiles with random shade and aspect variation.
 Producto con alta variación cromática y desentonificación en composiciones.

60x60 59,55x59,55 cm - 23.62"x23.62" 7 mm
 OCEAN Blue Decor Polished G-1314


Sizes





ST VINCENT

PORCELAIN



ANTHRACITE

162x324	162x324 cm - 63.8"x127.6"	12 mm
ST. VINCENT Anthracite Polished		G-3616
ST. VINCENT Anthracite Natural		G-3590
120x260	119,3x260 cm - 46.97"x102.4"	6 mm
ST. VINCENT Anthracite Natural		G-3381
60x260	59,55x260 cm - 23.45"x102.4"	6 mm
ST. VINCENT Anthracite Natural		G-3381
120x120	119,3x119,3 cm - 46.97"x46.97"	6 mm
ST. VINCENT Anthracite Natural		G-3381

Gradone 	SIZE / Formato		ST VINCENT ANTHRACITE		
			Natural		
	30x260	Gradone	G-2875		
		G-2741			
Peldaño 	SIZE / Formato		ST VINCENT ANTHRACITE		
			Natural		
	30x260	Peldaño	G-2839		
		G-2651			
Technical data	DIN	CLASS	DCOF	PTV	CLASE
	51130	DIN 51097	ANSI A 137.1-2012	BS EN 13036-4	UNE 41901 EX
Natural	R10		>0,42	>36	2


PIETRA



GREY

162x324	162x324 cm - 63.8"x127.6"	12 mm
PIETRA Grey Polished		G-3616
PIETRA Grey Natural		G-3590
120x260	119,3x260 cm - 46.97"x102.4"	6 mm
PIETRA Grey Polished		G-3459
PIETRA Grey Natural		G-3397
60x260	59,55x260 cm - 23.45"x102.4"	6 mm
PIETRA Grey Polished		G-3459
PIETRA Grey Natural		G-3397
120x120	119,3x119,3 cm - 46.97"x46.97"	6 mm
PIETRA Grey Polished		G-3459
PIETRA Grey Natural		G-3397

Gradone 	SIZE / Formato		PIETRA GREY		
			Natural		Polished
	30x260	Gradone	G-2875		G-2883
		G-2741		G-2761	
Peldaño 	SIZE / Formato		PIETRA GREY		
			Natural		Polished
	30x260	Peldaño	G-2839		G-2849
		G-2651		G-2677	
Technical data	DIN	CLASS	DCOF	PTV	CLASE
	51130	DIN 51097	ANSI A 137.1-2012	BS EN 13036-4	UNE 41901 EX
Natural	R10		>0,42	>24	1



LEAVES DECOR

60x260	59,55x260 cm - 23.45"x102.4"	6 mm
Pietra Grey Polished Leaves Decor		G-2930

Packing List	Real Size cm	Real Size "	Box/ Pallet	Pzs/ Box	M2/ Pallet	M2/ Box	SQF/ Pallet	SQF/ Box	Kg/ Pallet	Kg/ Box	Kg/ Piece
162x324 (12 mm)	162x324 cm	63.8"x127.6"	16	1	83,981	5,249	903,969	56,498	2860	170,000	170,000
120x260 (6 mm)	119,3x260 cm	46.97"x102.4"	17	1	52,731	3,102	567,592	33,388	900	49,410	49,410
60x260 (6 mm)	59,55x260 cm	23.44"x102.36"	34	1	52,642	1,548	566,641	16,666	961	26,500	26,500
120x120 (6 mm)	119,30x119,3 cm	46.97"x46.97"	32	1	45,544	1,423	490,235	15,320	855	25,150	24,500



All sizes are rectified and without bevel edge finish.
 Todos los formatos son rectificadas y no biseados.
 Tiles with random shade and aspect variation.
 Producto con alta variación cromática y desentonificación en composiciones.

MOMENTUM



floor: MOMENTUM Multicolor Natural 100x100



walls: MOMENTUM White Natural 60x60
MOMENTUM Blue Natural 60x60



walls: MOMENTUM White Natural 60x60
MOMENTUM Blue Natural 60x60
floor: MOMENTUM Blue Natural 60x60



floor: MOMENTUM Beige Natural 100x100
wall: MOMENTUM Beige Natural 100x100

MOMENTUM

PORCELAIN



MULTICOLOR

100x100	99,55x99,55 cm - 39.37"x39.37"	10 mm
MOMENTUM Multicolor Natural		G-7268
60X60	59,55 x 59,55 cm - 23.62" x 23.62"	10 mm
MOMENTUM Multicolor Natural		G-7180



WHITE

100x100	99,55x99,55 cm - 39.37"x39.37"	10 mm
MOMENTUM White Natural		G-7268
60X60	59,55 x 59,55 cm - 23.62" x 23.62"	10 mm
MOMENTUM White Natural		G-7180



BEIGE

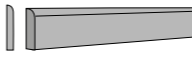
100x100	99,55x99,55 cm - 39.37"x39.37"	10 mm
MOMENTUM Beige Natural		G-7268
60X60	59,55 x 59,55 cm - 23.62" x 23.62"	10 mm
MOMENTUM Beige Natural		G-7180





BLUE


100x100	99,55x99,55 cm - 39.37"x39.37"	10 mm
MOMENTUM Blue Natural		G-7268
60X60	59,55 x 59,55 cm - 23.62" x 23.62"	10 mm
MOMENTUM Blue Natural		G-7180

Mosaics	SIZE / Formato	BEIGE	BLUE	MULTICOLOR	WHITE
		Natural	Natural	Natural	Natural
	29,75x29,75 cm 11.71"x11.71"	Mosaico 5x5	G-7558	G-7558	G-7558

Rodapie	SIZE / Formato	BEIGE	BLUE	MULTICOLOR	WHITE
		Natural	Natural	Natural	Natural
	7,5x50	Rodapie	G-6073	G-6073	G-6073
	7,5x60	Rodapie	G-6071	G-6071	G-6071
	7,5x100	Rodapie	G-6123	G-6123	G-6123

Listas	SIZE / Formato	BEIGE	BLUE	MULTICOLOR	WHITE
		Natural	Natural	Natural	Natural
	7,5x50	Listas	G-6071	G-6071	G-6071
	7,5x60	Listas	G-6065	G-6065	G-6065
	7,5x100	Listas	G-6119	G-6119	G-6119

Gradone	SIZE / Formato	BEIGE	BLUE	MULTICOLOR	WHITE
		Natural	Natural	Natural	Natural
	100x100	Gradone	G-6723	G-6723	G-6723
	60x60	Gradone	G-6559	G-6559	G-6559

Peldaño	SIZE / Formato	BEIGE	BLUE	MULTICOLOR	WHITE
		Natural	Natural	Natural	Natural
	100x100	Peldaño	G-6541	G-6541	G-6541
	60x60	Peldaño	G-6197	G-6197	G-6197

Packing List	Real Size cm	Real Size "	Box/ Pallet	Pzs/ Box	M2/ Pallet	M2/ Box	SQF/ Pallet	SQF/ Box	Kg/ Pallet	Kg/ Box	Kg/ Piece
	100x100	99,55x99,55	39.19"x39.19"	40	1	0,99	39,64	10,67	426,69	991	23,886
60x60	59,55x59,55	23.44"x23.44"	30	4	1,42	42,55	15,27	458,06	972	31,743	7,849

Techincal data	DIN	CLASS	DCOF	PTV	CLASE
	51130	DIN 51097	ANSI A 137.1-2012	BS EN 13036-4	UNE 41901 EX
Natural	R10	-	>24	1	

DIN 51130 / DIN 51097 / UNE-ENV 12633 - Test done in Momentum Grey Natural. Average test result value on September 2022. Consult specific product test result value before supplying. DIN 51130 / DIN 51097 / UNE-ENV 12633 - Prueba realizada sobre el producto Momentum Grey Natural. Valor de media a fecha de Septiembre 2022. Consultar valor de un producto específico antes del suministro.

All sizes are rectified and without bevel edge finish.
 Todos los formatos son rectificadas y no biseadas.
 Tiles with random shade and aspect variation.
 Producto con alta variación cromática y desentonificación en composiciones.



Sizes








SOUTH

PORCELAIN



GREEN

100x100	99,55x99,55 cm - 39.37"x39.37"	10 mm
SOUTH Green Natural		G-7268
60x60	59,55x59,55 cm. - 23.62"x23.62"	10 mm
SOUTH Green Natural		G-7146
Hexagon	25x29 cm. - 9.84"x11.42"	10 mm
SOUTH Green Natural Hexagon		G-7230



GREY

100x100	99,55x99,55 cm - 39.37"x39.37"	10 mm
SOUTH Grey Natural		G-7268
60x60	59,55x59,55 cm. - 23.62"x23.62"	10 mm
SOUTH Grey Natural		G-7146
Hexagon	25x29 cm. - 9.84"x11.42"	10 mm
SOUTH Grey Natural Hexagon		G-7230



PINK

100x100	99,55x99,55 cm - 39.37"x39.37"	10 mm
SOUTH Pink Natural		G-7268
60x60	59,55x59,55 cm. - 23.62"x23.62"	10 mm
SOUTH Pink Natural		G-7146
Hexagon	25x29 cm. - 9.84"x11.42"	10 mm
SOUTH Pink Natural Hexagon		G-7230




WHITE


100x100	99,55x99,55 cm - 39.37"x39.37"	10 mm
SOUTH White Natural		G-7268
60x60	59,55x59,55 cm. - 23.62"x23.62"	10 mm
SOUTH White Natural		G-7146
Hexagon	25x29 cm. - 9.84"x11.42"	10 mm
SOUTH White Natural Hexagon		G-7230


All sizes are rectified and without bevel edge finish.
 Todos los formatos son rectificadas y no biselados.
 Tiles with random shade and aspect variation.
 Producto con alta variación cromática y destonificación en composiciones.

Mosaics	SIZE / Formato	GREEN	GREY	PINK	WHITE
		Natural	Natural	Natural	Natural
	29,75x29,75 cm 11.71"x11.71"	Mosaico 5x5	G-7558	G-7558	G-7558

Rodapie	SIZE / Formato	GREEN	GREY	PINK	WHITE
		Natural	Natural	Natural	Natural
	7,5x50	Rodapie	G-6073	G-6073	G-6073
	7,5x60	Rodapie	G-6071	G-6071	G-6071
	7,5x100	Rodapie	G-6123	G-6123	G-6123

Listas	SIZE / Formato	GREEN	GREY	PINK	WHITE
		Natural	Natural	Natural	Natural
	7,5x50	Listas	G-6071	G-6071	G-6071
	7,5x60	Listas	G-6065	G-6065	G-6065
	7,5x100	Listas	G-6119	G-6119	G-6119


Gradone	SIZE / Formato	GREEN	GREY	PINK	WHITE
		Natural	Natural	Natural	Natural
	100x100	Gradone	G-6723	G-6723	G-6723
	60x60	Gradone	G-6559	G-6559	G-6559

Peldaño	SIZE / Formato	GREEN	GREY	PINK	WHITE
		Natural	Natural	Natural	Natural
	100x100	Peldaño	G-6541	G-6541	G-6541
	60x60	Peldaño	G-6197	G-6197	G-6197

Packing List	Real Size cm	Real Size "	Box/ Pallet	Pzs/ Box	M2/ Pallet	M2/ Box	SQF/ Pallet	SQF/ Box	Kg/ Pallet	Kg/ Box	Kg/ Piece
100x100	99,55x99,55	39,19x39,19	40	1	39,64	0,99	426,69	10,67	991	23,886	23,536
60x60	59,55x59,55	23,44x23,44	30	4	42,554	1,418	458,056	15,269	972	31,743	7,849
25x29 Hexagon	25x29	9,84x11,42	48	17	44,88	0,935	483,09	10,06	1060	21,767	1,271

Techincal data	DIN	CLASS	DCOF	PTV	CLASE
	51130	DIN 51097	ANSI A 137.1-2012	BS EN 13036-4	UNE 41901 EX
Natural	R10	-	>0,42	>24	1

DIN 51130 / DIN 51097 / UNE-EN 12633 - Test done in XXXXXXXX. Average test result value on January 2022. Consult specific product test result value before supplying.
 DIN 51130 / DIN 51097 / UNE-EN 12633 - Prueba realizada sobre el producto XXXXXXXX. Valor de media a fecha de Febrero de 2022. Consultar valor de un producto específico antes del suministro.



Sizes

W I N D





WIND IVORY Natural 100x100





WIND

PORCELAIN



GREY




IVORY




MOSS GEOMETRY



MOSS



MOSS DECOR



RED



OCHRE

100x100	99,55x99,55 cm - 39.37"x39.37"	10 mm
WIND Grey Natural		G-7268
50x100	49,75x99,55 cm - 19.58"x39.19"	20 mm
WIND Grey Solid 2CM		G-9234
25x100	24,75x99,55 cm. - 9.74"x39.37"	10 mm
WIND Grey Natural		G-7170
60x60	59,55x59,55 cm. - 23.62"x23.62"	10 mm
WIND Grey Natural		G-7146
WIND Grey Nonslip		G-7170
Hexagon	25x29 cm. - 9.84"x11.42"	10 mm
WIND Grey Natural Hexagon		G-7230
WIND Grey Nonslip Hexagon		G-7254

100x100	99,55x99,55 cm - 39.37"x39.37"	10 mm
WIND Ivory Natural		G-7268
WIND Ivory Geometry		G-7372
50x100	49,75x99,55 cm - 19.58"x39.19"	20 mm
WIND Ivory Solid 2CM		G-9234
25x100	24,75x99,55 cm. - 9.74"x39.37"	10 mm
WIND Ivory Natural		G-7170
60x60	59,55x59,55 cm. - 23.62"x23.62"	10 mm
WIND Ivory Natural		G-7146
WIND Ivory Nonslip		G-7170
WIND Ivory Geometry		G-7230
Hexagon	25x29 cm. - 9.84"x11.42"	10 mm
WIND Ivory Natural Hexagon		G-7230
WIND Ivory Nonslip Hexagon		G-7254

100x100	99,55x99,55 cm - 39.37"x39.37"	10 mm
WIND Moss Natural		G-7268
WIND Moss Decor		G-7372
25x100	24,75x99,55 cm. - 9.74"x39.37"	10 mm
WIND Moss Natural		G-7170
60x60	59,55x59,55 cm. - 23.62"x23.62"	10 mm
WIND Moss Natural		G-7146
WIND Moss Decor		G-7230
Hexagon	25x29 cm. - 9.84"x11.42"	10 mm
WIND Moss Natural Hexagon		G-7230

100x100	99,55x99,55 cm - 39.37"x39.37"	10 mm
WIND Red Natural		G-7268
25x100	24,75x99,55 cm. - 9.74"x39.37"	10 mm
WIND Red Natural		G-7170
60x60	59,55x59,55 cm. - 23.62"x23.62"	10 mm
WIND Red Natural		G-7146

100x100	99,55x99,55 cm - 39.37"x39.37"	10 mm
WIND Ochre Natural		G-7268
25x100	24,75x99,55 cm. - 9.74"x39.37"	10 mm
WIND Ochre Natural		G-7170
60x60	59,55x59,55 cm. - 23.62"x23.62"	10 mm
WIND Ochre Natural		G-7146

Mosaics	SIZE / Formato		GREY		IVORY		MOSS		OCHRE RED	
			Natural	Noslip	Natural	Noslip	Natural	Noslip	Natural	Noslip
	29,75x29,75 cm	Mosaico 5x5	G-7558		G-7558		G-7558		G-7558	G-7558

Rodapie	SIZE / Formato		GREY		IVORY		MOSS		OCHRE RED	
			Natural	Noslip	Natural	Noslip	Natural	Noslip	Natural	Noslip
	7,5x50	Rodapie	G-6071		G-6071		G-6071		G-6071	G-6071
	7,5x60	Rodapie	G-6071		G-6071		G-6071		G-6071	G-6071
	7,5x100	Rodapie	G-6115		G-6115		G-6115		G-6115	G-6115

Listas	SIZE / Formato		GREY		IVORY		MOSS		OCHRE RED	
			Natural	Noslip	Natural	Noslip	Natural	Noslip	Natural	Noslip
	7,5x50	Listas	G-6065		G-6065		G-6065		G-6065	G-6065
	7,5x60	Listas	G-6065		G-6065		G-6065		G-6065	G-6065
	7,5x100	Listas	G-6111		G-6111		G-6111		G-6111	G-6111

Gradone	SIZE / Formato		GREY		IVORY		MOSS		OCHRE RED	
			Natural	Noslip	Natural	Noslip	Natural	Noslip	Natural	Noslip
	100x100	Gradone	G-6723		G-6723		G-6795	G-6723	G-6795	G-6723
	25x100	Gradone	G-6585		G-6585		G-6585		G-6585	G-6585
	60x60	Gradone	G-6559	G-6570	G-6559	G-6570	G-6609	G-6559	G-6609	G-6559

Peldaño	SIZE / Formato		GREY		IVORY		MOSS		OCHRE RED	
			Natural	Noslip	Natural	Noslip	Natural	Noslip	Natural	Noslip
	100x100	Peldaño	G-6541		G-6541		G-6599	G-6541	G-6599	G-6541
	25x100	Peldaño	G-6211		G-6211		G-6211		G-6211	G-6211
	60x60	Peldaño	G-6197	G-6203	G-6197	G-6203	G-6227	G-6197	G-6227	G-6197

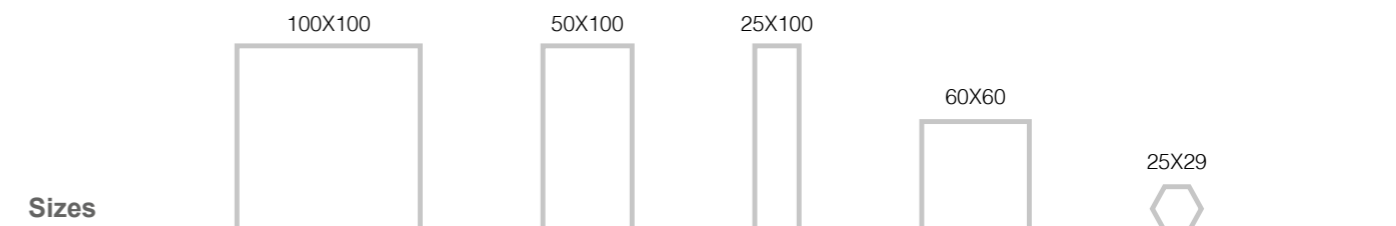
2 Cm Peldaño L	SIZE / Formato		GREY		IVORY		MOSS		OCHRE RED	
			Solid 2 Cm		Solid 2 Cm		Solid 2 Cm		Solid 2 Cm	Solid 2 Cm
	44x100	Peldaño "L"	G-623		G-623					

2 Cm Peldaño L	SIZE / Formato		GREY		IVORY		MOSS		OCHRE RED	
			Solid 2 Cm		Solid 2 Cm		Solid 2 Cm		Solid 2 Cm	Solid 2 Cm
	25x100	Drain	G-471		G-471					
	25x25	Drain Angle	G-187		G-187					
	25x100	Drain Diagonal	G-471		G-471					

Packing List	Real Size cm	Real Size "	Box/ Pallet	Pzs/ Box	M2/ Pallet	M2/ Box	SQF/ Pallet	SQF/ Box	Kg/ Pallet	Kg/ Box	Kg/ Piece
100x100	99,55x99,55 cm	39.19"x39.19"	40	1	0,99	39,64	10,67	426,69	991	23,886	23,536
25x100	24,75x99,55 cm	9.74"x39.19"	42	7	1,72	72,44	18,56	779,72	1650	38,891	5,523
60x60	59,55x59,55 cm	23.44"x23.44"	30	4	1,42	42,55	15,27	458,06	972	31,743	7,849
25x29 SR Hexagon	25x29,00 cm	9.84"x11.42"	48	17	0,94	44,88	10,06	483,09	1060	21,767	1,271
50x100 2 CM	49,75x99,55 cm	19.59"x39.19"	36	1	0,50	17,83	5,33	191,92	825	22,362	22,067

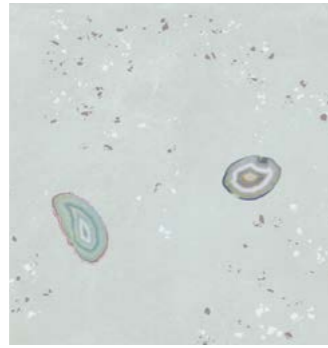
Techincal data	DIN	CLASS	DCOF	PTV	CLASE
	51130	DIN 51097	ANSI A 137.1-2012	BS EN 13036-4	UNE 41901 EX
Natural	R10			>24	1
Nonslip	R11			>36	3
Solid 2CM	R11	C	>0,42	>36	3

DIN 51130 / DIN 51097 / UNE-ENV 12633 - Test done in WIND Grey. Average test result value on January 2022. Consult specific product test result value before supplying. DIN 51130 / DIN 51097 / UNE-ENV 12633 - Prueba realizada sobre el producto WIND Grey. Valor de media a fecha de Febrero de 2022. Consultar valor de un producto específico antes del suministro.



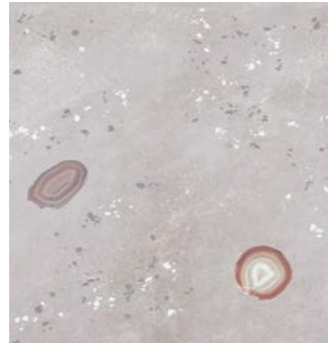
All sizes are rectified and without bevel edge finish. Todos los formatos son rectificadas y no biseladas. Tiles with random shade and aspect variation. Producto con alta variación cromática y desentonificación en composiciones.





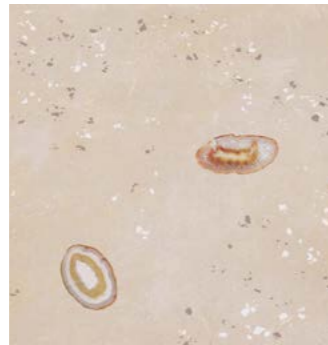
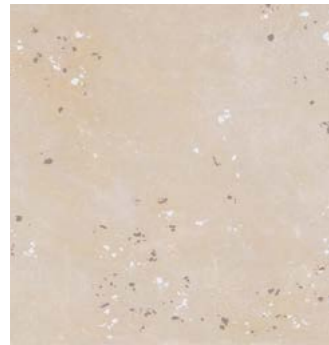
50X100	49,75 x 99,55 cm - 19.59"x39.19"	10 mm
GEODAS Green Natura		G-7262
GEODAS Green Deco Natural		G-7186
60X60	59,55 x 59,55 cm - 23.62"x23.62"	10 mm
GEODAS Green Natura		G-7162
GEODAS Green Deco Natural		G-7186

GREEN



50X100	49,75 x 99,55 cm - 19.59"x39.19"	10 mm
GEODAS Grey Natura		G-7262
GEODAS Grey Deco Natural		G-7186
60X60	59,55 x 59,55 cm - 23.62"x23.62"	10 mm
GEODAS Grey Natura		G-7162
GEODAS Grey Deco Natural		G-7186

GREY

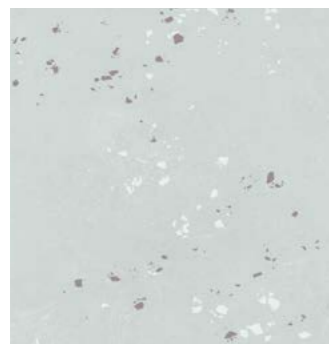


50X100	49,75 x 99,55 cm - 19.59"x39.19"	10 mm
GEODAS Beige Natura		G-7262
GEODAS Beige Deco Natural		G-7186
60X60	59,55 x 59,55 cm - 23.62"x23.62"	10 mm
GEODAS Beige Natura		G-7162
GEODAS Beige Deco Natural		G-7186

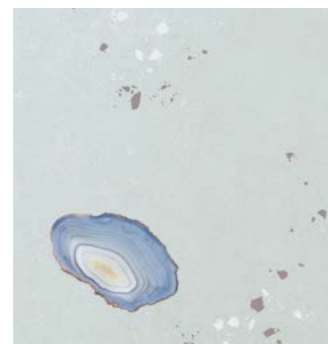
BEIGE

Finishes - Acabados

Natural




Decor




All sizes are rectified and without bevel edge finish.
 Todos los formatos son rectificadas y no biseledos.
 Tiles with random shade and aspect variation.
 Producto con alta variación cromática y desentonificación en composiciones.

Mosaics	SIZE / Formato	BEIGE	GREEN	GREY
	29,75x29,75 cm 11.71"x11.71"	Natural	Natural	Natural
	Mosaico 5x5	G-7558	G-7558	G-7558

Rodapie	SIZE / Formato	BEIGE	GREEN	GREY
	7,5x50	Natural	Natural	Natural
	Rodapie	G-6071	G-6071	G-6071
	7,5x60	G-6089	G-6089	G-6089
	Rodapie	G-6115	G-6115	G-6115

Listas	SIZE / Formato	BEIGE	GREEN	GREY
	7,5x50	Natural	Natural	Natural
	Listas	G-6065	G-6065	G-6065
	7,5x60	G-6087	G-6087	G-6087
	Listas	G-6111	G-6111	G-6111

Gradone	SIZE / Formato	BEIGE	GREEN	GREY
	50x100	Natural	Natural	Natural
	Gradone	G-6655	G-6655	G-6655
	60x60	G-6559	G-6559	G-6559

Peldaño	SIZE / Formato	BEIGE	GREEN	GREY
	50x100	Natural	Natural	Natural
	Peldaño	G-6337	G-6337	G-6337
	60x60	G-6197	G-6197	G-6197

Packing List	Real Size cm	Real Size "	Box/ Pallet	Pzs/ Box	M2/ Pallet	M2/ Box	SQF/ Pallet	SQF/ Box	Kg/ Pallet	Kg/ Box	Kg/ Piece
50x100 (10 mm)	49,75x99,55	19.59x39.19	27	3	40,116	1,486	431,810	15,993	941	34,102	11,269
60x60	59,55x59,55	23.44"x23.44"	30	4	1,42	42,55	15,27	458,06	972	31,743	7,849

Technical data	DIN	CLASS	DCOF	PTV	CLASE
Natural	51130	DIN 51097	ANSI A 137.1-2012	BS EN 13036-4	UNE 41901 EX
	R10	-	>0,42	>24	1

DIN 51130 / DIN 51097 / UNE-ENV 12633 - Test done in Geodas Grey Natural. Average test result value on January 2022. Consult specific product test result value before supplying. DIN 51130 / DIN 51097 / UNE-ENV 12633 - Pruebas realizadas sobre el producto Geodas Grey Natural. Valor de media a fecha de Febrero de 2022. Consultar valor de un producto específico antes del suministro.


Sizes

50x100

60X60

TERRAZZO

PORCELAIN



MOSS NATURAL

30X30 29,75 x 29,75 cm - 11.71" x 11.71" 11 mm
Terrazzo Moss Natural G-1284



BLACK DECOR

30X30 29,75 x 29,75 cm - 11.71" x 11.71" 11 mm
Terrazzo Black Decor G-1284

Packing List	Real Size cm	Real Size "	Box/ Pallet	Pzs/ Box	M2/ Pallet	M2/ Box	SQF/ Pallet	SQF/ Box	Kg/ Pallet	Kg/ Box	Kg/ Piece
30x30	29,75 x 29,75	11.71" x 11.71"	44	13	50,626	1,151	544,934	12,385	1081	26,445	2,023



product: TERRAZZO Black Decor 30x30

All sizes are rectified and without bevel edge finish.
Todos los formatos son rectificadas y no biseados.
Tiles with random shade and aspect variation.
Producto con alta variación cromática y desentonificación en composiciones.

Sizes


30X30







walls: BARRO Grey Natural 50x100
floor: BARRO Black Natural 100x100





floor: BARRO Beige 100x100
Barro Black List 7,5x100


BARRO

PORCELAIN




BEIGE

60x120	59,55x119,3 cm - 32,44"x46,97"	7 mm
BARRO Beige Natural		G-1282
100x100	99,55x99,55 cm - 39,19" x 39,19"	10 mm
BARRO Beige Natural		G-7268
50x100	49,75x99,55 cm - 19,58" x 39,19"	10 mm
BARRO Beige Natural		G-7180
60x60	59,55 x 59,55 cm - 23,62" x 23,62"	10 mm
BARRO Beige Natural		G-7180
12,5x50	12,28x49,68 cm - 4,83"x19,55"	10 mm
BARRO Beige Natural		G-7426
8x50	8,12 x 49,68 cm - 3,2" x 19,55"	10 mm
BARRO Beige Natural		G-7452




BROWN

60x120	59,55x119,3 cm - 32,44"x46,97"	7 mm
BARRO Brown Natural		G-1282
100x100	99,55x99,55 cm - 39,19" x 39,19"	10 mm
BARRO Brown Natural		G-7268
50x100	49,75x99,55 cm - 19,58" x 39,19"	10 mm
BARRO Brown Natural		G-7180
60x60	59,55 x 59,55 cm - 23,62" x 23,62"	10 mm
BARRO Brown Natural		G-7180
12,5x50	12,28x49,68 cm - 4,83"x19,55"	10 mm
BARRO Brown Natural		G-7426
8x50	8,12 x 49,68 cm - 3,2" x 19,55"	10 mm
BARRO Brown Natural		G-7452



GREY

60x120	59,55x119,3 cm - 32,44"x46,97"	7 mm
BARRO Grey Natural		G-1282
100x100	99,55x99,55 cm - 39,19" x 39,19"	10 mm
BARRO Grey Natural		G-7268
50x100	49,75x99,55 cm - 19,58" x 39,19"	10 mm
BARRO Grey Natural		G-7180
60x60	59,55 x 59,55 cm - 23,62" x 23,62"	10 mm
BARRO Grey Natural		G-7180
12,5x50	12,28x49,68 cm - 4,83"x19,55"	10 mm
BARRO Grey Natural		G-7426
8x50	8,12 x 49,68 cm - 3,2" x 19,55"	10 mm
BARRO Grey Natural		G-7452



BLACK

60x120	59,55x119,3 cm - 32,44"x46,97"	7 mm
BARRO Black Natural		G-1282
100x100	99,55x99,55 cm - 39,19" x 39,19"	10 mm
BARRO Black Natural		G-7268
50x100	49,75x99,55 cm - 19,58" x 39,19"	10 mm
BARRO Black Natural		G-7180
60x60	59,55 x 59,55 cm - 23,62" x 23,62"	10 mm
BARRO Black Natural		G-7180
12,5x50	12,28x49,68 cm - 4,83"x19,55"	10 mm
BARRO Black Natural		G-7426
8x50	8,12 x 49,68 cm - 3,2" x 19,55"	10 mm
BARRO Black Natural		G-7452

All sizes are rectified and without bevel edge finish.
 Todos los formatos son rectificadas y no biselados.
 Tiles with random shade and aspect variation.
 Producto con alta variación cromática y desentonificación en composiciones.

Mosaics	SIZE / Formato		BEIGE	BLACK	BROWN	GREY
	29,75x29,75 cm 11.71"x11.71"		Natural	Natural	Natural	Natural
	Mosaico 5x5		G-7558	G-7558	G-7558	G-7558

Rodapie	SIZE / Formato		BEIGE	BLACK	BROWN	GREY
	7,5x100		Natural	Natural	Natural	Natural
	Rodapie		G-6115	G-6115	G-6115	G-6115
	7,5x60		G-6071	G-6071	G-6071	G-6071
	Rodapie		G-6071	G-6071	G-6071	G-6071

Listas	SIZE / Formato		BEIGE	BLACK	BROWN	GREY
	7,5x100		Natural	Natural	Natural	Natural
	lista		G-6111	G-6111	G-6111	G-6111
	7,5x60		G-6065	G-6065	G-6065	G-6065
	lista		G-6065	G-6065	G-6065	G-6065

Gradone	SIZE / Formato		BEIGE	BLACK	BROWN	GREY
	50x100		Natural	Natural	Natural	Natural
	Gradone		G-6655	G-6655	G-6655	G-6655
	60x60		G-6559	G-6559	G-6559	G-6559
	Gradone		G-6559	G-6559	G-6559	G-6559

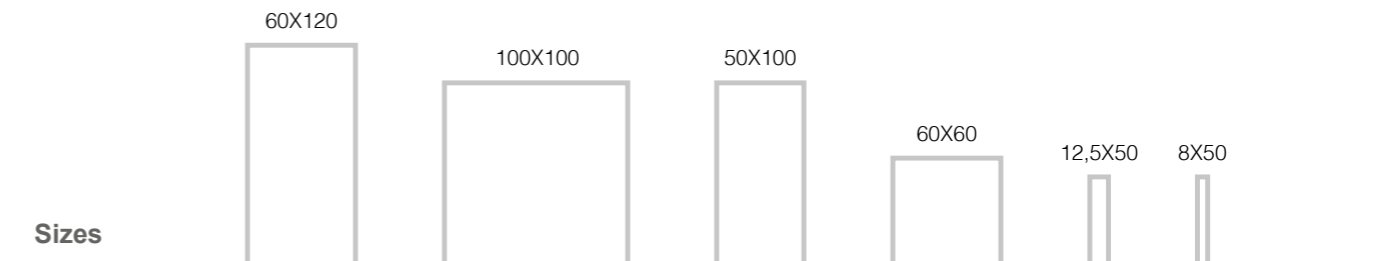
Peldaño	SIZE / Formato		BEIGE	BLACK	BROWN	GREY
	50x100		Natural	Natural	Natural	Natural
	Peldaño		G-6337	G-6337	G-6337	G-6337
	60x60		G-6197	G-6197	G-6197	G-6197
	Peldaño		G-6197	G-6197	G-6197	G-6197

Packing List	Real Size cm	Real Size "	Box/ Pallet	Pzs/ Box	M2/ Pallet	M2/ Box	SQF/ Pallet	SQF/ Box	Kg/ Pallet	Kg/ Box	Kg/ Piece
60x120 (7 mm)	59,55x119,3	32,44"x46,97"	30	2	42,626	1,421	458,825	15,294	780	25,234	12,437
100x100 (10 mm)	99,55x99,55	39,19x39,19	40	1	39,641	0,991	426,694	10,667	991	23,886	23,536
50x100 (10 mm)	49,75x99,55	19,59x39,19	27	3	40,116	1,486	431,810	15,993	941	34,102	11,269
60x60 (10 mm)	59,55x59,55	23,44x23,44	30	4	42,554	1,418	458,056	15,269	972	31,743	7,849

Techincal data	DIN	CLASS	DCOF	PTV	CLASE
	51130	DIN 51097	ANSI A 137.1-2012	BS EN 13036-4	UNE 41901 EX
Natural	R10	-	>0,42	>36	3


DIN 51130 / DIN 51097 / UNE-ENV 12833 - Test done in Barro Brown Natural. Average test result value on October 2005. Consult specific product test result value before supplying.

DIN 51130 / DIN 51097 / UNE-ENV 12833 - Prueba realizada sobre el producto Barro Brown Natural. Valor de media a fecha Octubre de 2005. Consultar valor de un producto específico antes del suministro.



Sizes

"Inner peace finds balance in
simple things." F.J. Sales
*"La paz interior encuentra el equilibrio
en las cosas sencillas."* F.J. Sales









BLUE

50x100	49,75x99,55 cm - 19.69"x39.37"	10 mm
HUTTON BLUE Natural		G-7162
60x60	59,55x59,55 cm - 23.62"x23.62"	10 mm
HUTTON BLUE Natural		G-7146



ORANGE

50x100	49,75x99,55 cm - 19.69"x39.37"	10 mm
HUTTON Orange Natural		G-7162
60x60	59,55x59,55 cm - 23.62"x23.62"	10 mm
HUTTON Orange Natural		G-7146




ROSSO

50x100	49,75x99,55 cm - 19.69"x39.37"	10 mm
HUTTON Rosso Natural		G-7162
60x60	59,55x59,55 cm - 23.62"x23.62"	10 mm
HUTTON Rosso Natural		G-7146
HUTTON Rosso Nonslip		G-7170
Hexagon	25x29 cm - 9.84"x11.42"	10 mm
HUTTON ROSSO Natural		G-7208

Decors

Decorados



Hexagon 29x28,7 cm - 9.84"x11.42" **10 mm.**
HUTTON RAKU decor **G-7254**



Hexagon 29x28,7 cm - 9.84"x11.42" **10 mm.**
HUTTON CLASSIC decor **G-7254**

Solid 2 cm

SOLID
2 cm



50x100 49,75x99,55 cm - 19.58"x39.19" **20 mm.**
HUTTON ROSSO Solid 2CM **G-9234**

Mosaics	SIZE / Formato	BLUE	ORANGE	ROSSO
		Natural	Natural	Natural
	29,75x29,75 cm 11.71"x11.71"	Mosaico 5x5 G-7558	G-7558	G-7558

Rodapie	SIZE / Formato	BLUE	ORANGE	ROSSO
		Natural	Natural	Natural
	7,5x100 Rodapie	G-6115	G-6115	G-6115
	7,5x60 Rodapie	G-6089	G-6089	G-6089
	7,5x50 Rodapie	G-6071	G-6071	G-6071

Listas	SIZE / Formato	BLUE	ORANGE	ROSSO
		Natural	Natural	Natural
	7,5x100 Listas	G-6111	G-6111	G-6111
	7,5x60 Listas	G-6087	G-6087	G-6087
	7,5x50 Listas	G-6065	G-6065	G-6065

Gradone	SIZE / Formato	BLUE	ORANGE	ROSSO
		Natural	Natural	Natural
	50x100 Gradone	G-6655	G-6655	G-6655
	60x60 Gradone	G-6559	G-6559	G-6559

Peldaño	SIZE / Formato	BLUE	ORANGE	ROSSO
		Natural	Natural	Natural
	50x100 Peldaño	G-6337	G-6337	G-6337
	60x60 Peldaño	G-6197	G-6197	G-6197

2 Cm Peldaño L	SIZE / Formato	BLUE	ORANGE	ROSSO
		Solid 2 Cm	Solid 2 Cm	Solid 2 Cm
	44x100 Peldaño "L"			G-623

2 Cm Drain	SIZE / Formato	BLUE	ORANGE	ROSSO
		Solid 2 Cm	Solid 2 Cm	Solid 2 Cm
	25x100 Drain			G-471
	25x25 Drain Angle			G-187
	25x100 Drain Diagonal			G-471

Packing List	Real Size cm	Real Size "	Box/ Pallet	Pzs/ Box	M2/ Pallet	M2/ Box	SQF/ Pallet	SQF/ Box	Kg/ Pallet	Kg/ Box	Kg/ Piece
50x100	49,75x99,55 cm	19.59"x39.19"	27	3	1,49	40,12	15,99	431,81	941	34,102	11,269
60x60	59,55x59,55 cm	23.44"x23.44"	30	4	1,42	42,55	15,27	458,06	972	31,743	7,849
25x29 SR Hexagon	25x29,00 cm	9.84"x11.42"	48	17	0,94	44,88	10,06	483,09	1060	21,767	1,271
50x100 2 CM	49,75x99,55 cm	19.59"x39.19"	36	1	0,50	17,83	5,33	191,92	825	22,362	22,067

Techincal data	DIN	CLASS	DCOF	PTV	CLASE
	51130	DIN 51097	ANSI A 137.1-2012	BS EN 13036-4	UNE 41901 EX
Natural	R10	-	>0,42	>36	1
Nonslip	R11		>0,42	>36	3
Hexagon	R10		>0,42	>36	1
Solid 2 Cm	R11	C	>0,42	>36	3

Sizes



All sizes are rectified and without bevel edge finish.
Todos los formatos son rectificadas y no biselados.
Tiles with random shade and aspect variation.
Producto con alta variación cromática y desentonificación en composiciones.



FIRE

PORCELAIN



ROSSO

100x100	99,55x99,55 cm. - 39.37"x39.37"	10 mm
FIRE ROSSO Natural		G-7268
25x100	24,75x99,55 cm. - 9.74"x39.37"	10 mm
FIRE ROSSO Natural		G-7170
FIRE ROSSO Nonslip		G-7194
FIRE ROSSO Decor		G-7268



BEIGE

100x100	99,55x99,55 cm. - 39.37"x39.37"	10 mm
FIRE Beige Natural		G-7268
25x100	24,75x99,55 cm. - 9.74"x39.37"	10 mm
FIRE Beige Natural		G-7170
FIRE Beige Nonslip		G-7194



BLUE

25x100	24,75x99,55 cm. - 9.74"x39.37"	10 mm
FIRE Blue Natural		G-7170

Solid 2 cm



ROSSO

MULTICOLOR

SOLID 2 cm	50x100	49,75x99,55 cm - 19.58"x39.19"	20 mm
	FIRE ROSSO Solid 2CM		G-9234
	FIRE MULTICOLOR Solid 2CM		G-9234

Mosaics 	SIZE / Formato		BEIGE			ROSSO		BLUE	
	Natural	Nonslip	Decor	Natural	Nonslip	Decor	Natural		
	29,75x29,75 cm 11.71"x11.71"	Mosaico 5x5	G-7616			G-7616		G-7616	

Rodapie 	SIZE / Formato		BEIGE			ROSSO		BLUE	
	Natural	Nonslip	Decor	Natural	Nonslip	Decor	Natural		
	7,5x100	Rodapie	G-6115			G-6123	G-6115	G-6123	
	7,5x60	Rodapie						G-6115	
	7,5x50	Rodapie	G-6071			G-6073	G-6071	G-6073	

Listas 	SIZE / Formato		BEIGE			ROSSO		BLUE	
	Natural	Nonslip	Decor	Natural	Nonslip	Decor	Natural		
	7,5x100	Listas	G-6111			G-6119	G-6111	G-6119	
	7,5x60	Listas						G-6111	
	7,5x50	Listas	G-6065			G-6071	G-6065	G-6071	

Gradone 	SIZE / Formato		BEIGE			ROSSO		BLUE	
	Natural	Nonslip	Decor	Natural	Nonslip	Decor	Natural		
	100x100	Gradone	G-6723			G-6723			
	25x100	Gradone	G-6585	G-6599	G-6623	G-6585	G-6599	G-6623	

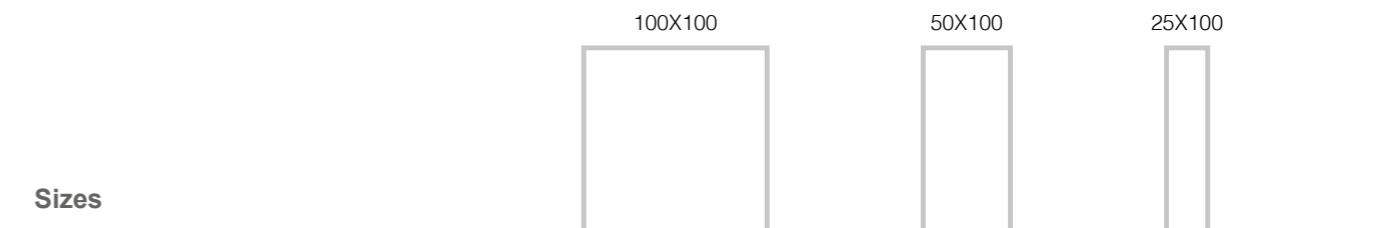
Peldaño 	SIZE / Formato		BEIGE			ROSSO		BLUE	
	Natural	Nonslip	Decor	Natural	Nonslip	Decor	Natural		
	100x100	Peldaño	G-6541			G-6541			
	25x100	Peldaño	G-6211	G-6215	G-6235	G-6211	G-6215	G-6235	

2 Cm Peldaño L 	SIZE / Formato		MULTICOLOR			ROSSO		BLUE	
	Solid 2 Cm			Solid 2 Cm			Solid 2 Cm		Solid 2 Cm
	44x100	Peldaño "L"	G-623			G-623		G-623	

2 Cm Drain 	SIZE / Formato		MULTICOLOR			ROSSO		BLUE	
	Solid 2 Cm			Solid 2 Cm			Solid 2 Cm		Solid 2 Cm
	25x100	Drain	G-471			G-471		G-471	
	25x25	Drain Angle	G-187			G-187		G-187	
	25x100	Drain Diagonal	G-471			G-471		G-471	

Packing List	Real Size cm	Real Size "	Box/ Pallet	Pzs/ Box	M2/ Pallet	M2/ Box	SQF/ Pallet	SQF/ Box	Kg/ Pallet	Kg/ Box	Kg/ Piece
100x100 (10 mm)	99,55x99,55	39.19"x39.19"	40	1	0,99	39,64	10,67	426,69	991	23,886	23,536
25x100 (10 mm)	24,75x99,55	9.74x39,19	42	7	72,44	21,72	779,72	18,56	1650	38,891	5,523
50x100 2 CM	49,75x99,55	19.59"x39.19"	36	1	0,50	17,83	5,33	191,92	825	22,362	22,067

Techincal data	DIN	CLASS	DCOF	PTV	CLASE
	51130	DIN 51097	ANSI A 137.1-2012	BS EN 13036-4	UNE 41901 EX
Natural	R10		>0,42	>24	1
Nonslip	R11		>0,42	>36	3
Solid 2 Cm	R11	C	>0,42	>36	3



Sizes

All sizes are rectified and without bevel edge finish.
 Todos los formatos son rectificadas y no biseados.
 Tiles with random shade and aspect variation.
 Producto con alta variación cromática y destonificación en composiciones.



BLACK

30X30 29,75 x 29,75 cm - 11.71" x 11.71" 11 mm
 A.mano Black Decor G-1284



GREY

30X30 29,75 x 29,75 cm - 11.71" x 11.71" 11 mm
 A.mano Grey Decor G-1284



WHITE

30X30 29,75 x 29,75 cm - 11.71" x 11.71" 11 mm
 A.mano White Decor G-1284



ROSSO

30X30 29,75 x 29,75 cm - 11.71" x 11.71" 11 mm
 A.mano Rosso Natural G-1284
 A.mano Rosso Decor G-1284

Packing List	Real Size cm	Real Size "	Box/ Pallet	Pzs/ Box	M2/ Pallet	M2/ Box	SQF/ Pallet	SQF/ Box	Kg/ Pallet	Kg/ Box	Kg/ Piece
30x30	29,75 x 29,75	11.71" x 11.71"	44	12	46,731	1,062	503,016	11,432	1100	24,654	2,043
<small>Test done in A.mano Rosso Decor 30x30. Average test result value on July 2016. Consult specific product test result value before supplying.</small>					<small>Prueba realizada sobre el producto A.mano Rosso Decor. Valor de media a fecha Julio de 2016. Consultar valor de un producto específico antes del suministro.</small>						



All sizes are rectified and without bevel edge finish.
 Todos los formatos son rectificadas y no biselados.
 Tiles with random shade and aspect variation.
 Producto con alta variación cromática y desentonificación en composiciones.

Sizes

30X30





Walls : ELEMENTS Jungle Colors 45x120
Floors : METODO Grana Natural 60x60



Walls: ELEMENTS Jungle Lux 45x120



Walls : ELEMENTS Jungle Lux 45x120



walls: ELEMENTS Flowers Colors & ELEMENTS Flowers Lux 45x120



ELEMENTS

CERAMIC



45x120 44,63 x 119,3 cm - 17.57"x46.97" **7 mm**
ELEMENTS White Matt **G-7170**

WHITE MATT



45x120 44,63 x 119,3 cm - 17.57"x46.97" **7 mm**
ELEMENTS White Snow Matt **G-7170**

SNOW MATT




45x120 44,63 x 119,3 cm - 17.57"x46.97" **7 mm**
ELEMENTS White Frame Matt **G-7208**

WHITE FRAME




45x120 44,63 x 119,3 cm - 17.57"x46.97" **7 mm**
ELEMENTS Snow Spike Matt **G-7208**

SNOW SPIKE




45x120 44,63 x 119,3 cm - 17.57"x46.97" **7 mm**
ELEMENTS Cobalt Frame **G-7298**

COBALT FRAME




45x120 44,63 x 119,3 cm - 17.57"x46.97" **7 mm**
ELEMENTS Cobalt Spike **G-7298**

COBALT SPIKE



45x120 44,63 x 119,3 cm - 17.57"x46.97" **7 mm**
ELEMENTS White Glossy **G-7170**

WHITE GLOSSY



45x120 44,63 x 119,3 cm - 17.57"x46.97" **7 mm**
ELEMENTS Crack Glossy **G-7208**

WHITE CRACK

All sizes are rectified and without bevel edge finish.
 Todos los formatos son rectificadas y no biselados.
 Tiles with random shade and aspect variation.
 Producto con alta variación cromática y desentonificación en composiciones.

During installation, ELEMENTS COBALT tiles may present craquelure (glaze surface cracking). Moisturized tiles increases their volume, which tenses the glaze. When dry, the piece volume decreases and the crackles disappear.

We recommend using grout with similar color and tone to the tiles. Grouting avoids moisture to penetrate the tile and also seals all the crackles, so it can be used in wet areas.

Do not let the grout excess dry, and proceed to clean with plenty of water. Clean with soap and water quickly before it dries. You can use a mild anti-limescale cleaner to completely clean the surface. Strong anti-limescale cleaners can damage the metal bright areas, making the darkest shades turn matt.

Use PH Neutral products to clean.

Durante la colocación del ELEMENTS COBALT las piezas pueden craquelar. Al humectar las piezas, aumenta su volumen, lo que produce tensión en el vidriado. Cuando la pieza pierde la humedad, disminuye su volumen y las crepitaciones desaparecen.

Se aconseja emplear juntas de un color y tono similar al de las piezas. Además de que la junta sella la entrada de humedad al reverso de la pieza, también sella todo el craquelado, por lo que se puede emplear en zona húmedas.

No dejar secar la junta para proceder a limpiar con abundante agua. Una vez instalado se puede limpiar con agua y jabón. Si aún hay restos, se puede limpiar con un limpiador de cal de poca intensidad. Los limpiadores de cal fuerte pueden dañar el brillo de las zonas metálicas, matificando un poco las zonas oscuras de la pieza.

Limpiar con productos PH Neutro.

ELEMENTS

CERAMIC

PORCELAIN



FLOWERS COLORS

45x120 44,63 x 119,3 cm - 17.57"x46.97" **7 mm**
ELEMENTS Flowers Colors **G-7208**



FLOWERS LUX

45x120 44,63 x 119,3 cm - 17.57"x46.97" **7 mm**
ELEMENTS Flowers Lux **G-7208**



JUNGLE COLORS

45x120 44,63 x 119,3 cm - 17.57"x46.97" **7 mm**
ELEMENTS Jungle Colors **G-7208**



JUNGLE LUX

45x120 44,63 x 119,3 cm - 17.57"x46.97" **7 mm**
ELEMENTS Jungle Lux **G-7208**




EDEN COLORS

45x120 44,63 x 119,3 cm - 17.57"x46.97" **7 mm**
ELEMENTS Eden Colors **G-7208**



BLACK

60x60 59,55 x 59,55 cm - 23.62"x23.62" **10 mm**
ELEMENTS Black Natural **G-7170**

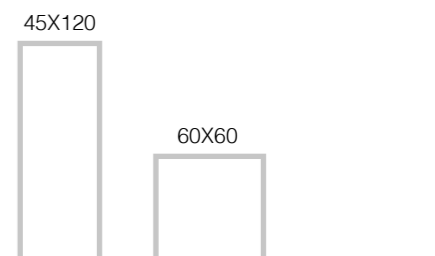


WHITE

60x60 59,55 x 59,55 cm - 23.62"x23.62" **10 mm**
ELEMENTS White Natural **G-7170**

Packing List	Real Size cm	Real Size "	Box/ Pallet	Pzs/ Box	M2/ Pallet	M2/ Box	SQF/ Pallet	SQF/ Box	Kg/ Pallet	Kg/ Box	Kg/ Piece
45x120 (7mm)	44,63x119,3	17.57X46.97	24	4	51,114	2,130	550,189	22,925	800	31,480	7,795
45x120 (7mm) Relieve	44,63x119,3	17.57X46.97	24	3	38,335	1,597	412,642	17,193	613	26,064	8,588
60x60 (10 mm)	59,55x59,55	23.44X23.44	30	4	42,554	1,418	458,056	15,269	972	31,743	7,849

Sizes




All sizes are rectified and without bevel edge finish.
 Todos los formatos son rectificadas y no biselados.
 Tiles with random shade and aspect variation.
 Producto con alta variación cromática y destonificación en composiciones.

NANOCOLORS




BLACK




GREY

SPECTRUM



BLACK



WHITE



OLIVE

All sizes are rectified and without bevel edge finish.
 Todos los formatos son rectificadas y no biselados.
 Tiles with random shade and aspect variation.
 Producto con alta variación cromática y destonificación en composiciones.

30x60 29,75 x 59,55 cm - 11.71" x 23.45" 5 mm
 NANOCOLORS Black Natural G-1240


45x90 29,75 x 59,55 cm - 11.71" x 23.45" 5 mm
 NANOCOLORS Grey Natural G-1314
 22,5x90 22,21 x 89,46 cm - 8.75" x 35.22" 5 mm
 NANOCOLORS Grey Natural G-1368

60x60 59,55 x 59,55 cm - 23.45" x 23.45" 11 mm
 SPECTRUM Black Pulido G-1506
 SPECTRUM Black Satinado G-1452
 30x60 29,75 x 59,55 cm - 11.71" x 23.45" 11 mm
 SPECTRUM Black Pulido G-1450
 SPECTRUM Black Satinado G-1352

60x60 59,55 x 59,55 cm - 23.45" x 23.45" 11 mm
 SPECTRUM White Pulido G-1516
 SPECTRUM White Satinado G-1458
 30x60 29,75 x 59,55 cm - 11.71" x 23.45" 11 mm
 SPECTRUM White Pulido G-1456
 SPECTRUM White Satinado G-1364

30x60 29,75 x 59,55 cm - 11.71" x 23.45" 11 mm
 SPECTRUM Olive Pulido G-1456


NANOFANTASY



BROWN



GREY



WHITE

30x90 29,75 x 89,46 cm - 11.71" x 35.22" 5 mm
 NANOFANTASY Brown Natural G-1224

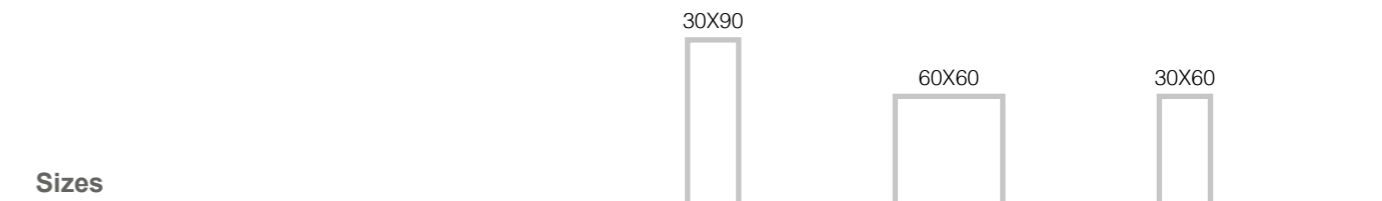
30x90 29,75 x 89,46 cm - 11.71" x 35.22" 5 mm
 NANOFANTASY Brown Sound G-1246

30x90 29,75 x 89,46 cm - 11.71" x 35.22" 5 mm
 NANOFANTASY Grey Natural G-1224

30x90 29,75 x 89,46 cm - 11.71" x 35.22" 5 mm
 NANOFANTASY White Natural G-1224

Packing List	Real Size cm	Real Size "	Box/ Pallet	Pzs/ Box	M2/ Pallet	M2/ Box	SQF/ Pallet	SQF/ Box	Kg/ Pallet	Kg/ Box	Kg/ Piece
30x90 (5 mm)	29,69x89,46	11.69x35.22	40	8	85,17	2,13	916,73	22,92	1150	28,172	3,499
60x60 (11 mm)	59,55x59,55	23.44x23.44	30	3	31,916	1,064	343,542	11,451	796	25,830	8,500
30x60 (11mm)	29,75x59,55	11.71"x23.45"	40	7	49,605	1,240	533,950	13,349	1150	28,179	3,992

Techincal data	DIN	CLASS	DCOF	PTV	CLASE
	51130	DIN 51097	ANSI A 137.1-2012	BS EN 13036-4	UNE 41901 EX
Nanocolors Natural	R10			>24	1
Spectrum Pulido					1
Spectrum Satinado					1



Sizes





floor : FILO White Natural 60x120




wall : FILO Black Natural 30x60




wall : FILO Black Natural 30x60






Wall : FILO Green & White Natural 30x60



wall : FILO Green & white Natural 30x60
floor : FILO White Mosaico 5x5

FILO

PORCELAIN




BLUE

60x120	59,55 x 119,3 cm - 23.45"x46.97"	7 mm
FILO Blue Natural		G-1282
30x60	29,75 x 59,55 cm - 11.71"x23.62"	7 mm
FILO Blue Natural		G-1202



BLACK

60x120	59,55 x 119,3 cm - 23.45"x46.97"	7 mm
FILO Black Natural		G-1282
60x60	59,55 x 59,55 cm - 23.45"x23.62"	7 mm
FILO Black Natural		G-1220
30x60	29,75 x 59,55 cm - 11.71"x23.62"	7 mm
FILO Black Natural		G-1202



WHITE

60x120	59,55 x 119,3 cm - 23.45"x46.97"	7 mm
FILO White Natural		G-1282
30x60	29,75 x 59,55 cm - 11.71"x23.62"	7 mm
FILO White Natural		G-1202



GREEN

60x120	59,55 x 119,3 cm - 23.45"x46.97"	7 mm
FILO Green Natural		G-1282
60x60	59,55 x 59,55 cm - 23.62"x23.62"	7 mm
FILO Green Natural		G-1220
30x60	29,75 x 59,55 cm - 11.71"x23.62"	7 mm
FILO Green Natural		G-1202



BEIGE

60x120	59,55 x 119,3 cm - 23.45"x46.97"	7 mm
FILO Beige Natural		G-1282
60x60	59,55 x 59,55 cm - 23.45"x23.62"	7 mm
FILO Beige Natural		G-1220
30x60	29,75 x 59,55 cm - 11.71"x23.62"	7 mm
FILO Beige Natural		G-1202

Mosaics	SIZE / Formato	BEIGE Natural	BLACK Natural	BLUE Natural	GREEN Natural	GREY Natural	WHITE Natural
	29,75x29,75 cm / 11.71"x11.71" / Mosaico 5x5	G-1576	G-1576	G-1576	G-1576	G-1576	G-1576
Rodapie	SIZE / Formato	BEIGE Natural	BLACK Natural	BLUE Natural	GREEN Natural	GREY Natural	WHITE Natural
	7,5x60 / Rodapie	G-79	G-79	G-79	G-79	G-79	G-79
Listas	SIZE / Formato	BEIGE Natural	BLACK Natural	BLUE Natural	GREEN Natural	GREY Natural	WHITE Natural
	7,5x60 / Listas	G-75	G-75	G-75	G-75	G-75	G-75
Gradone	SIZE / Formato	BEIGE Natural	BLACK Natural	BLUE Natural	GREEN Natural	GREY Natural	WHITE Natural
	30x120 / Gradone	G-693	G-693	G-693	G-693	G-693	G-693
	60x60 / Gradone	G-543	G-543	G-543	G-543	G-543	G-543
	30x60 / Gradone	G-499	G-499	G-499	G-499	G-499	G-499
Peldaño	SIZE / Formato	BEIGE Natural	BLACK Natural	BLUE Natural	GREEN Natural	GREY Natural	WHITE Natural
	30x120 / Peldaño	G-315	G-315	G-315	G-315	G-315	G-315
	60x60 / Peldaño	G-235	G-235	G-235	G-235	G-235	G-235
	30x60 / Peldaño	G-163	G-163	G-163	G-163	G-163	G-163

Packing List	Real Size cm	Real Size "	Box/ Pallet	Pzs/ Box	M2/ Pallet	M2/ Box	SQF/ Pallet	SQF/ Box	Kg/ Pallet	Kg/ Box	Kg/ Piece
60x120 (7mm)	59,55x119,3	23.44x49.97	30	2	42,626	1,421	458,825	15,294	780	25,234	12,437
60x60 (7mm)	59,55x59,55	23.44x23.44	30	5	53,193	1,773	572,570	19,086	950	30,898	6,129
30x60 (7mm)	29,75x59,55	11.71x23.44	40	8	56,692	1,417	610,228	15,256	1000	24,427	3,024

Technical data	DIN 51130	CLASS DIN 51097	DCOF ANSI A 137.1-2012	PTV BS EN 13036-4	CLASE UNE 41901 EX
Natural	R10		>0,42	<24	1

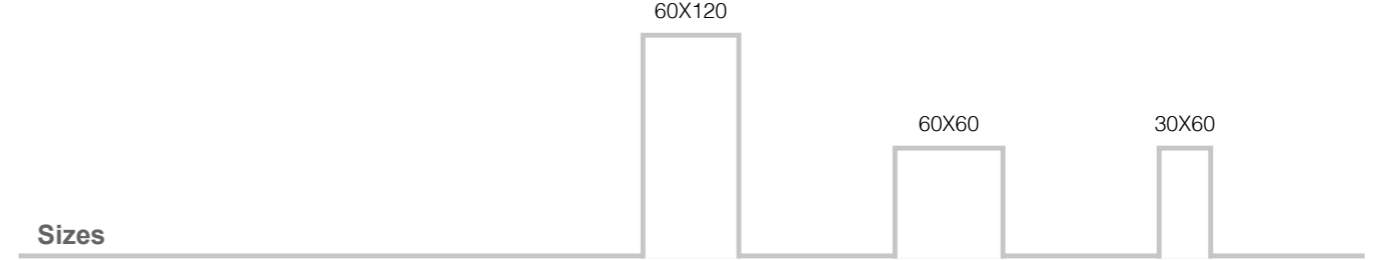
DIN 51130 / DIN 51097 / UNE-ENV 12633 - Test done in Filo Beige Natural. Average test result value on January 2022. Consult specific product test result value before supplying.

DIN 51130 / DIN 51097 / UNE-ENV 12633 - Prueba realizada sobre el producto Filo Beige Natural. Valor de media a fecha de Enero de 2022. Consultar valor de un producto específico antes del suministro.



GREY

60x120	59,55 x 119,3 cm - 23.45"x46.97"	7 mm
FILO Grey Natural		G-1282
60x60	59,55 x 59,55 cm - 23.62"x23.62"	7 mm
FILO Grey Natural		G-1220
30x60	29,75 x 59,55 cm - 11.71"x23.62"	7 mm
FILO Grey Natural		G-1202



Sizes


All sizes are rectified and without bevel edge finish. Todos los formatos son rectificadas y no biseñados. Tiles with random shade and aspect variation. Producto con alta variación cromática y desentonificación en composiciones.

INEDITA






INEDITA WHITE 50x100




BEIGE

100x100	99,55x99,55 cm - 39.37"x39.37"	10 mm
INEDITA Beige Natural		G-7314
50x100	49,75x99,55 cm - 19.69"x39.37"	10 mm
INEDITA Beige Natural		G-7186
30x30	29,75x29,75 cm - 11.81"x11.81"	10 mm
INEDITA Beige Natural		G-7146



BLUE

100x100	99,55x99,55 cm - 39.37"x39.37"	10 mm
INEDITA Blue Natural		G-7314
50x100	49,75x99,55 cm - 19.69"x39.37"	10 mm
INEDITA Blue Natural		G-7186
30x30	29,75x29,75 cm - 11.81"x11.81"	10 mm
INEDITA Blue Natural		G-7146
Hexagon	25x29 cm - 9.84"x11.42"	10 mm
INEDITA Blue Natural		G-7254

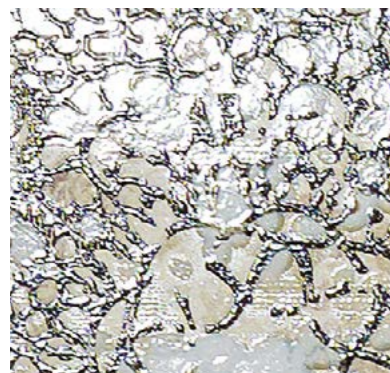


WHITE

100x100	99,55x99,55 cm - 39.37"x39.37"	10 mm
INEDITA White Natural		G-7314
50x100	49,75x99,55 cm - 19.69"x39.37"	10 mm
INEDITA White Natural		G-7186
30x30	29,75x29,75 cm - 11.81"x11.81"	10 mm
INEDITA White Natural		G-7146
Hexagon	25x29 cm - 9.84"x11.42"	10 mm
INEDITA White Natural		G-7254

Finishes - Acabados

Natural



All sizes are rectified and without bevel edge finish.
 Todos los formatos son rectificadas y no biseladas.
 Tiles with random shade and aspect variation.
 Producto con alta variación cromática y desentonificación en composiciones.

Mosaics	SIZE / Formato	BEIGE	BLUE	WHITE
	29,75x29,75 cm 11.71"x11.71"	Natural	Natural	Natural
	Mosaico 5x5	G-7558	G-7558	G-7558

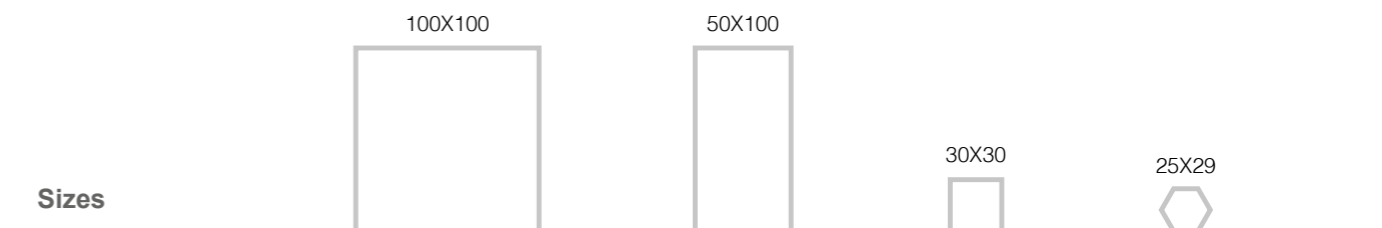
Rodapie	SIZE / Formato	BEIGE	BLUE	WHITE
	7,5x100	Natural	Natural	Natural
	Rodapie	G-6115	G-6115	G-6115
	7,5x50	Natural	Natural	Natural
	Rodapie	G-6071	G-6071	G-6071
	7,5x30	Natural	Natural	Natural
	Rodapie	G-6059	G-6059	G-6059

Listas	SIZE / Formato	BEIGE	BLUE	WHITE
	7,5x100	Natural	Natural	Natural
	Listas	G-6111	G-6111	G-6111
	7,5x50	Natural	Natural	Natural
	Listas	G-6065	G-6065	G-6065
	7,5x30	Natural	Natural	Natural
	Listas	G-6057	G-6057	G-6057

Gradone	SIZE / Formato	BEIGE	BLUE	WHITE
	100x100	Natural	Natural	Natural
	Gradone	G-6723	G-6723	G-6723
	50x100	Natural	Natural	Natural
	Gradone	G-6655	G-6655	G-6655
	30x30	Natural	Natural	Natural
	Gradone	G-6277	G-6277	G-6277

Peldaño	SIZE / Formato	BEIGE	BLUE	WHITE
	100x100	Natural	Natural	Natural
	Peldaño	G-6541	G-6541	G-6541
	50x100	Natural	Natural	Natural
	Peldaño	G-6337	G-6337	G-6337
	30x30	Natural	Natural	Natural
	Peldaño	G-6089	G-6089	G-6089

Packing List	Real Size cm	Real Size "	Box/ Pallet	Pzs/ Box	M2/ Pallet	M2/ Box	SQF/ Pallet	SQF/ Box	Kg/ Pallet	Kg/ Box	Kg/ Piece
100x100	99,55x99,55 cm	39.19"x39.19"	40	1	0,99	39,64	10,67	426,69	991	23,886	23,536
50x100	49,75x99,55 cm	19.59"x39.19"	27	3	1,49	40,12	15,99	431,81	941	34,102	11,269
30x30	29,75x29,75 cm	11.71"x11.71"	44	12	1,06	46,73	11,43	503,02	1100	24,654	2,043
25x29 Hexagon	25x29	9.84x11.42	48	17	0,94	44,88	10,06	483,09	1060	21,767	1,271



TAPPETO



floor: TAPPETO Blue Natural 60x60
walls: TAPPETO Ivory Natural 60x60

TAPPETO

PORCELAIN



BLUE



RED



IVORY

50x100	49,75x99,55 cm - 19.69"x39.37"	7 mm
TAPPETO Blue Natural		G-7170
60x60	59,55x59,55 cm - 23.62"x23.62"	7 mm
TAPPETO Blue Natural		G-7170

50x100	49,75x99,55 cm - 19.69"x39.37"	7 mm
TAPPETO Red Natural		G-7170
60x60	59,55x59,55 cm - 23.62"x23.62"	7 mm
TAPPETO Red Natural		G-7170

50x100	49,75x99,55 cm - 19.69"x39.37"	7 mm
TAPPETO Ivory Natural		G-7170
60x60	59,55x59,55 cm - 23.62"x23.62"	7 mm
TAPPETO Ivory Natural		G-7170

Mosaics	SIZE / Formato	BLUE	IVORY	RED
		Natural	Natural	Natural
	29,75x29,75 cm 11.71"x11.71"	Mosaico 5x5	G-7558	G-7558

Rodapie	SIZE / Formato	BLUE	IVORY	RED
		Natural	Natural	Natural
	7,5x100	Rodapie	G-6115	G-6115
	7,5x60	Rodapie	G-6087	G-6087
	7,5x50	Rodapie	G-6071	G-6071

Listas	SIZE / Formato	BLUE	IVORY	RED
		Natural	Natural	Natural
	7,5x100	Listas	G-6111	G-6111
	7,5x60	Listas	G-6087	G-6087
	7,5x50	Listas	G-6065	G-6065

Gradone	SIZE / Formato	BLUE	IVORY	RED
		Natural	Natural	Natural
	50x100	Gradone	G-6655	G-6655
	60x60	Gradone	G-6559	G-6559

Peldaño	SIZE / Formato	BLUE	IVORY	RED
		Natural	Natural	Natural
	50x100	Peldaño	G-6337	G-6337
	60x60	Peldaño	G-6197	G-6197

Packing List	Real Size cm	Real Size "	Box/ Pallet	Pzs/ Box	M2/ Pallet	M2/ Box	SQF/ Pallet	SQF/ Box	Kg/ Pallet	Kg/ Box	Kg/ Piece
	50x100 (10 mm)	49,75x99,55	19.59x39.19	27	3	40,116	1,486	431,810	15,993	941	34,102
60x60 (10 mm)	59,55x59,55	23.44x23.44	30	4	42,554	1,418	458,056	15,269	972	31,743	7,849

Techincal data	DIN	CLASS	DCOF	PTV	CLASE
	51130	DIN 51097	ANSI A 137.1-2012	BS EN 13036-4	UNE 41901 EX
Natural	R10		>0,42	<36	1

Finishes - Acabados

Natural



All sizes are rectified and without bevel edge finish.
 Todos los formatos son rectificadas y no biselados.
 Tiles with random shade and aspect variation.
 Producto con alta variación cromática y desentonificación en composiciones.

Sizes

50X100

60X60



walls: ARIA Black Decor 25x100
Linetop: Calacatta Lincoln




floor: ARIA Oxidum Natural 25x100
walls: ARIA Black Natural 25x100



walls: FRAGMENTA Blue Natural 25x100
floor: DIALOGO White Natural 25x100
DIALOGO Grey Natural 25x100
FRAGMENTA Blue Natural 25x100



walls: DIALOGO White Natural 25x100
DIALOGO White Rigato 25x100
floor: DIALOGO White Natural 25x100



DIALOGO Moss Natural Mosaico 5x5




walls: DIALOGO Moss Natural Mosaico 5x5
DIALOGO Grey Natural 25x100
floor: DIALOGO Grey Natural 25x100






walls: DIALOGO Circles Decor 25x100



walls: DIALOGO Circles Decor 25x100
DIALOGO Moss Mosaico 5x5
floor: DIALOGO Moss Natural 25x100



walls: DIALOGO White & Triangle Natural 25x100
 floor: DIALOGO Blue Natural 25x100 & White Mosaico 5x5



walls: DIALOGO Cobalt Hammered 25x100
 DIALOGO White Natural 25x100
 floor: DIALOGO White Rigato Mosaico 5x5




walls: FRAGMENTA Grey Natural 25x100
ARIA Black Decor 25x100



walls: FRAGMENTA Grey Natural 25x100
ARIA Black Decor 25x100
floor: ARIA Black Natural 25x100



walls: IPSUM Pink Natural 25x100
IPSUM White Natural 25x100




walls: IPSUM Pink Natural 25x100
IPSUM White Natural 25x100
floor: IPSUM Pink Natural 25x100



walls: CRAUELLE Blue 25x100 cm
CRAUELLE Green 25x100 cm



walls: CRAUELLE Beige 25x100



walls: CRAUELLE Beige 25x100



DIALOGO BLUE NATURAL



DIALOGO WHITE NATURAL



DIALOGO WHITE RIGATO



DIALOGO MOSS NATURAL



DIALOGO GREY NATURAL



DIALOGO TRIANGLE DECOR



DIALOGO IMPRESSIONS NATURAL



DIALOGO CIRCLE DECOR

25x100	24,3x99,55 cm - 9.56" x 39.19"	10 mm
DIALOGO Blue Natural		G-7180
12,5x50	12,28x49,68 cm - 4.83"x19.55"	10 mm
DIALOGO Blue Natural		G-7426
8x50	8,12 x 49,68 cm - 3.2" x 19.55"	10 mm
DIALOGO Blue Natural		G-7452

25x100	24,3x99,55 cm - 9.56" x 39.19"	10 mm
DIALOGO White Natural		G-7180
12,5x50	12,28x49,68 cm - 4.83"x19.55"	10 mm
DIALOGO White Natural		G-7426
8x50	8,12 x 49,68 cm - 3.2" x 19.55"	10 mm
DIALOGO White Natural		G-7452

25x100	24,3x99,55 cm - 9.56" x 39.19"	10 mm
DIALOGO White Rigato		G-7194
12,5x50	12,28x49,68 cm - 4.83"x19.55"	10 mm
DIALOGO White Rigato		G-7434
8x50	8,12 x 49,68 cm - 3.2" x 19.55"	10 mm
DIALOGO White Rigato		G-7460


25x100	24,3x99,55 cm - 9.56" x 39.19"	10 mm
DIALOGO Moss Natural		G-7180
12,5x50	12,28x49,68 cm - 4.83"x19.55"	10 mm
DIALOGO Moss Natural		G-7426
8x50	8,12 x 49,68 cm - 3.2" x 19.55"	10 mm
DIALOGO Moss Natural		G-7452

25x100	24,3x99,55 cm - 9.56" x 39.19"	10 mm
DIALOGO Grey Natural		G-7180
12,5x50	12,28x49,68 cm - 4.83"x19.55"	10 mm
DIALOGO Grey Natural		G-7426
8x50	8,12 x 49,68 cm - 3.2" x 19.55"	10 mm
DIALOGO Grey Natural		G-7452

25x100	24,3x99,55 cm - 9.56" x 39.19"	10 mm
DIALOGO Triangle Decor		G-7194

25x100	24,3x99,55 cm - 9.56" x 39.19"	10 mm
DIALOGO Impressions Natural		G-7194
12,5x50	12,28x49,68 cm - 4.83"x19.55"	10 mm
DIALOGO Impressions Natural		G-7434
8x50	8,12 x 49,68 cm - 3.2" x 19.55"	10 mm
DIALOGO Impressions Natural		G-7460

25x100	24,3x99,55 cm - 9.56" x 39.19"	10 mm
DIALOGO Circle Decor		G-7194



DIALOGO COBALT HAMMERED

25x100	24,3x99,55 cm - 9.56" x 39.19"	10 mm
DIALOGO Cobalt Hammered		G-7194

Mosaics	SIZE / Formato	BLUE Natural	WHITE Natural	WHITE Rigato	MOSS Natural	GREY Natural	TRIANGLE Decor	IMPRESSIONS Natural	CIRCLE Decor	COBALT Hammered
	29,75x29,75 cm 11.71"x11.71"	Mosaico 5x5	G-7616	G-7616	G-7616	G-7616	-	G-7616	G-7616	G-7616

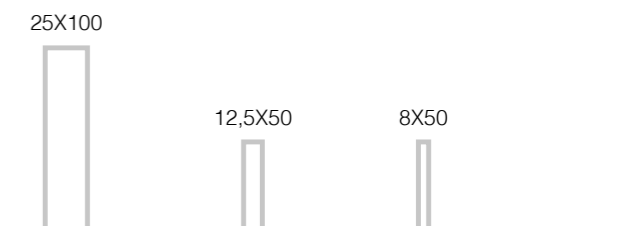
Packing List	Real Size cm	Real Size "	Box/Pallet	Pzs/Box	M2/Pallet	M2/Box	SQF/Pallet	SQF/Box	Kg/Pallet	Kg/Box	Kg/Piece
25x100 (10 mm)	24,3x99,55	9.57x39.19	42	7	71,121	1,693	765,541	18,227	1650	38,891	5,523

Technical data	DIN 51130	CLASS DIN 51097	DCOF ANSI A 137.1-2012	PTV BS EN 13036-4	CLASE UNE 41901 EX
White Natural Blue Natural Grey Natural Moss Natural Impressions Natural Triangle Deco	R10		>0,42	>24	1
Circle Decor White Rigato				<24	1
DIN 51130 / DIN 51097 / UNE-ENV 12633 - Test done in Dialogo Blue Natural. Average test result value on September 2022. Consult specific product test result value before supplying.			DIN 51130 / DIN 51097 / UNE-ENV 12633 - Prueba realizada sobre el producto Dialogo Blue Natural. Valor de media a fecha de Septiembre 2022. Consultar valor de un producto específico antes del suministro.		

We recommend using neutral Ph grouts and do not let the grout excess dry, proceeding to clean with plenty of water and soap before it dries for the DIALOGO COBALT HAMMERED. If there are still traces, only a Neutral PH cleaner can be used. Acid or alkaline based cleaning products can damage the surface.

Se aconseja emplear juntas con Ph neutro, no dejarlas secar y proceder a limpiar con abundante agua y jabón una vez terminada la colocación en el modelo DIALOGO COBALT HAMMERED. Si aún permanecen restos, se puede utilizar un limpiador de Ph Neutro. No utilizar productos de limpieza con base ácida o alcalina ya que pueden dañar la superficie

Sizes



All sizes are rectified and without bevel edge finish. Todos los formatos son rectificadas y no biseladas. Tiles with random shade and aspect variation. Producto con alta variación cromática y desentonificación en composiciones.

FRAGMENTA



FRAGMENTA BEIGE NATURAL

25x100 24,3x99,55 cm - 9.56" x 39.19" **10 mm**
FRAGMENTA Beige Natural **G-7180**



FRAGMENTA GREY NATURAL

25x100 24,3x99,55 cm - 9.56" x 39.19" **10 mm**
FRAGMENTA Grey Natural **G-7180**



FRAGMENTA BLUE NATURAL

25x100 24,3x99,55 cm - 9.56" x 39.19" **10 mm**
FRAGMENTA Blue Natural **G-7180**

CRAQUELLE




CRAQUELLE BLUE GLOSSY

25x100 24,3x99,55 cm - 9.56" x 39.19" **10 mm**
CRAQUELLE Blue Glossy **G-7230**



CRAQUELLE BEIGE GLOSSY

25x100 24,3x99,55 cm - 9.56" x 39.19" **10 mm**
CRAQUELLE Beige Glossy **G-7230**



CRAQUELLE GREEN GLOSSY

25x100 24,3x99,55 cm - 9.56" x 39.19" **10 mm**
CRAQUELLE Green Glossy **G-7230**

PORCELAIN

Mosaics	SIZE / Formato		BEIGE	BLUE	GREY
			Natural	Natural	Natural
	29,75x29,75 cm 11.71"x11.71"	FRAGMENTA Mosaico 5x5	G-7558	G-7558	G-7558
			BEIGE	BLUE	GREEN
		CRAQUELLE Mosaico 5x5	Glossy	Glossy	Glossy
			G-7638	G-7638	G-7638

Packing List	Real Size cm	Real Size "	Box/ Pallet	Pzs/ Box	M2/ Pallet	M2/ Box	SQF/ Pallet	SQF/ Box	Kg/ Pallet	Kg/ Box	Kg/ Piece
25x100 (10 mm)	24,3x99,55	9.57x39.19	42	7	71,121	1,693	765,541	18,227	1650	38,891	5,523



CRAQUELLE may present a natural craquelure (glaze surface cracking) during and after its installation. We recommend using neutral Ph grouts and do not let the grout excess dry, proceeding to clean with plenty of water and soap before it dries. If there are still traces, only a Neutral PH cleaner can be used. Acid or alkaline based cleaning products can damage the surface.

La colección CRAQUELLE, puede producir un continuo efecto natural de craquelado de la superficie durante y después de su colocación. Se aconseja emplear juntas con Ph neutro, no dejarlas secar y proceder a limpiar con abundante agua y jabón una vez terminada la colocación. Si aún permanecen restos, se puede utilizar un limpiador de Ph Neutro. No utilizar productos de limpieza con base ácida o alcalina ya que pueden dañar la superficie.

Sizes


25X100



All sizes are rectified and without bevel edge finish.
 Todos los formatos son rectificadas y no biselados.
 Tiles with random shade and aspect variation.
 Producto con alta variación cromática y desentonificación en composiciones.

ARIA

PORCELAIN



ARIA BLACK DECOR

25x100	24,3x99,55 cm - 9.56" x 39.19"	10 mm
ARIA Black Decor		G-7194
12,5x50	12,28x49,68 cm - 4.83"x19.55"	10 mm
ARIA Black Decor		G-7434
8x50	8,12 x 49,68 cm - 3.2" x 19.55"	10 mm
ARIA Black Decor		G-7460



ARIA BLACK NATURAL

25x100	24,3x99,55 cm - 9.56" x 39.19"	10 mm
ARIA Black Natural		G-7180
12,5x50	12,28x49,68 cm - 4.83"x19.55"	10 mm
ARIA Black Natural		G-7426
8x50	8,12 x 49,68 cm - 3.2" x 19.55"	10 mm
ARIA Black Natural		G-7452



ARIA OXIDUM DECOR

25x100	24,3x99,55 cm - 9.56" x 39.19"	10 mm
ARIA Oxidum Decor		G-7194
12,5x50	12,28x49,68 cm - 4.83"x19.55"	10 mm
ARIA Oxidum Decor		G-7434
8x50	8,12 x 49,68 cm - 3.2" x 19.55"	10 mm
ARIA Oxidum Decor		G-7460



ARIA OXIDUM NATURAL

25x100	24,3x99,55 cm - 9.56" x 39.19"	10 mm
ARIA Oxidum Natural		G-7180
12,5x50	12,28x49,68 cm - 4.83"x19.55"	10 mm
ARIA Oxidum Natural		G-7426
8x50	8,12 x 49,68 cm - 3.2" x 19.55"	10 mm
ARIA Oxidum Natural		G-7452

IPSUM



IPSUM PINK NATURAL

25x100	24,3x99,55 cm - 9.56" x 39.19"	10 mm
IPSUM Pink Natural		G-7194
12,5x50	12,28x49,68 cm - 4.83"x19.55"	10 mm
IPSUM Pink Natural		G-7434
8x50	8,12 x 49,68 cm - 3.2" x 19.55"	10 mm
IPSUM Pink Natural		G-7460



IPSUM WHITE NATURAL

25x100	24,3x99,55 cm - 9.56" x 39.19"	10 mm
IPSUM White Natural		G-7194
12,5x50	12,28x49,68 cm - 4.83"x19.55"	10 mm
IPSUM White Natural		G-7434
8x50	8,12 x 49,68 cm - 3.2" x 19.55"	10 mm
IPSUM White Natural		G-7460

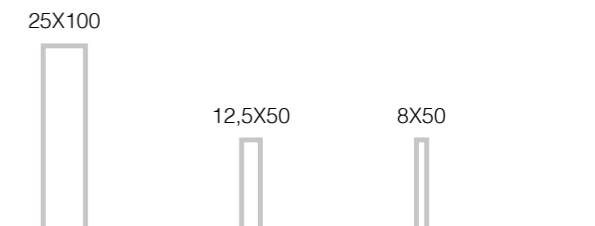
Mosaics	SIZE / Formato	BLACK		OXIDUM	
		Natural	Decor	Natural	Decor
	29,75x29,75 cm 11.71"x11.71"	ARIA Mosaico 5x5	G-7616		G-7616

Mosaics	SIZE / Formato	PINK		WHITE	
		Natural		Natural	
	29,75x29,75 cm 11.71"x11.71"	IPSUM Mosaico 5x5	G-7616		G-7616

Packing List	Real Size cm	Real Size "	Box/ Pallet	Pzs/ Box	M2/ Pallet	M2/ Box	SQF/ Pallet	SQF/ Box	Kg/ Pallet	Kg/ Box	Kg/ Piece
25x100 (10 mm)	24,3x99,55	9.57x39.19	42	7	71,121	1,693	765,541	18,227	1650	38,891	5,523


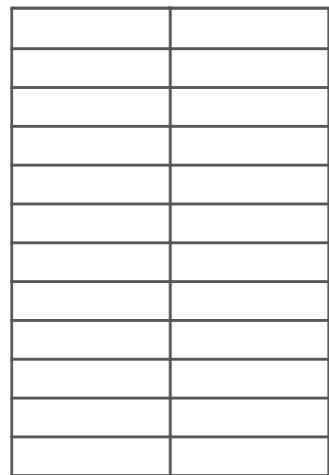
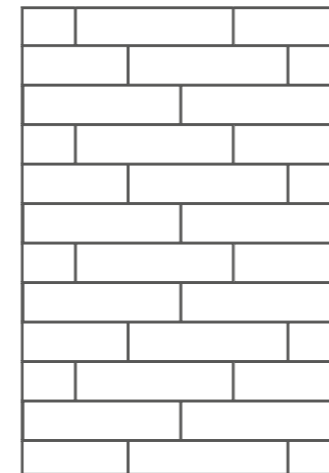
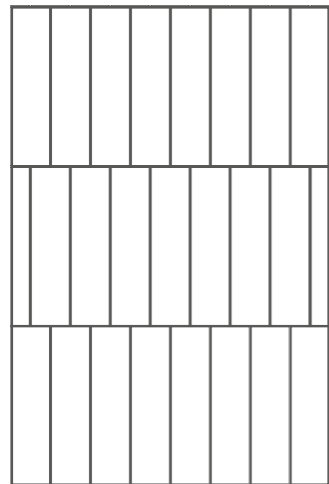
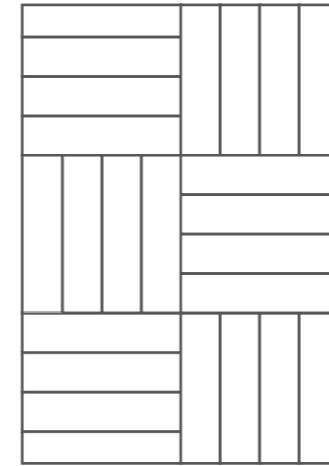

Technical data	DIN 51130	CLASS DIN 51097	DCOF ANSI A 137.1-2012	PTV BS EN 13036-4	CLASE UNE 41901 EX
ARIA Natural	R10	-	>0,42	>36	2
ARIA Decor				>24	1
IPSUM Natural	R10	-	>0,42	>24	1
DIN 51130 / DIN 51097 / UNE-ENV 12633 - Test done in Aria Black Natural. Average test result value on September 2022. Consult specific product test result value before supplying.			DIN 51130 / DIN 51097 / UNE-ENV 12633 - Prueba realizada sobre el producto Aria Black Natural. Valor de media a fecha de Septiembre 2022. Consultar valor de un producto específico antes del suministro.		
DIN 51130 / DIN 51097 / UNE-ENV 12633 -Test done in Ipsum Pink Natural. Average test result value on September 2022. Consult specific product test result value before supplying.			DIN 51130 / DIN 51097 / UNE-ENV 12633 - Prueba realizada sobre el producto Ipsum Pink Natural. Valor de media a fecha de Septiembre 2022. Consultar valor de un producto específico antes del suministro.		

Sizes




All sizes are rectified and without bevel edge finish.
 Todos los formatos son rectificadas y no biseados.
 Tiles with random shade and aspect variation.
 Producto con alta variación cromática y desentonificación en composiciones.

25 x 100 cm - 9.84" x 39.19" FLOOR - LAYOUT OPTIONS

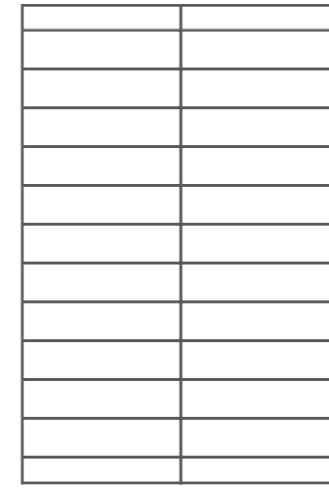
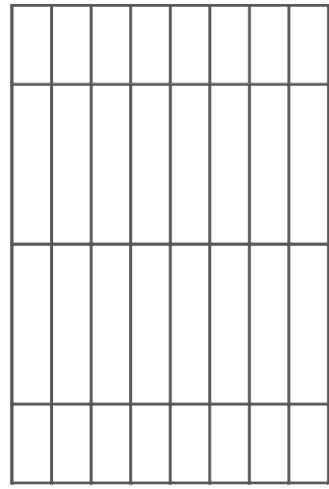


25 x 100 cm - 9.84" x 39.19" COLOCACION PAVIMENTO

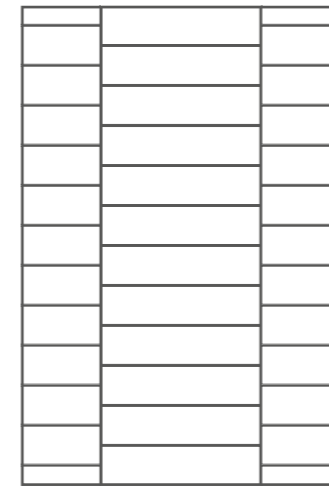
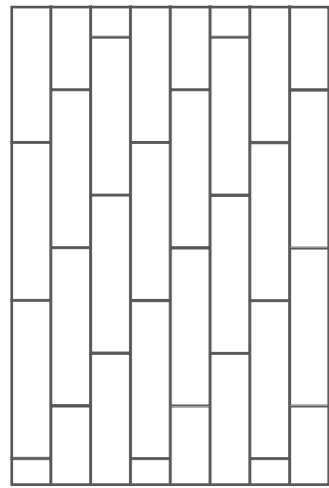
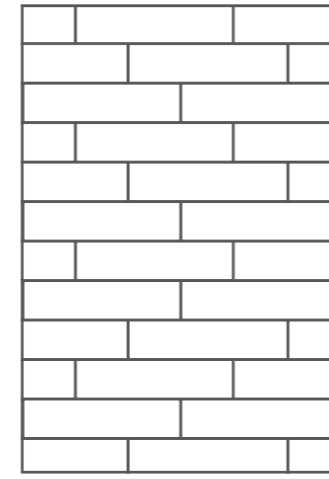
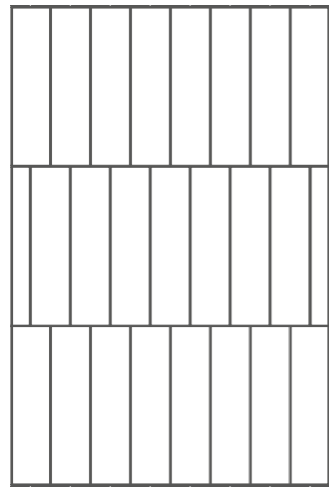


All sizes are rectified and without bevel edge finish.
 Todos los formatos son rectificadas y no biselados.
 Tiles with random shade and aspect variation.
 Producto con alta variación cromática y desentonificación en composiciones.

25 x 100 cm - 9.84" x 39.19" WALL OPTIONS



25 x 100 cm - 9.84" x 39.19" COLOCACION REVESTIMIENTO



All sizes are rectified and without bevel edge finish.
 Todos los formatos son rectificadas y no biselados.
 Tiles with random shade and aspect variation.
 Producto con alta variación cromática y desentonación en composiciones.





STARLINE White Natural Hexagon 25x29



Z I N C



INTUITION








Wind Ivory Natural 100x100
Wind Ivory Nonslip hexagon 25x30




Raiffeisenbank Dottikon / Dottikon - Suiza
Fotografie: René Rötheli, Baden
Wind Ivory Nonslip hexagon 25X30 cm

HEXAGON COLLECTIONS

ALCHEMY




25x29 cm - 9,84"x11,42" **10 mm**
ALCHEMY Blue Natural G-7230



25x29 cm - 9,84"x11,42" **10 mm**
ALCHEMY White Natural G-7230

CUBE




25x29 cm - 9,84"x11,42" **10 mm**
CUBE Blue Natural G-7230

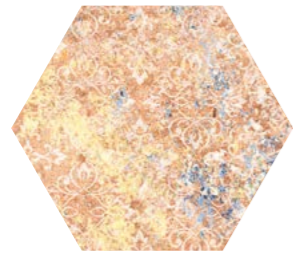


25x29 cm - 9,84"x11,42" **10 mm**
CUBE Red Natural G-7230

EMOTION



25x29 cm - 9,84"x11,42" **10 mm**
EMOTION Grey Natural G-7230



25x29 cm - 9,84"x11,42" **10 mm**
EMOTION Red Natural G-7230


HUTTON



25x29 cm - 9,84"x11,42" **10 mm**
HUTTON Rosso Natural G-7208



25x29 cm - 9,84"x11,42" **10 mm**
HUTTON Classic Decor G-7254



25x29 cm - 9,84"x11,42" **10 mm**
HUTTON Raku Decor G-7254

INEDITA



25x29 cm - 9,84"x11,42" **10 mm**
INEDITA Blue Natural G-7254



25x29 cm - 9,84"x11,42" **10 mm**
INEDITA White Decor G-7254

INTUITION



25x29 cm - 9,84"x11,42" **10 mm**
INTUITION White Natural G-7208




25x29 cm - 9,84"x11,42" **10 mm**
INTUITION Black Natural G-7208



25x29 cm - 9,84"x11,42" **10 mm**
INTUITION White Circle G-7254



25x29 cm - 9,84"x11,42" **10 mm**
INTUITION Black Circle G-7254




25x29 cm - 9,84"x11,42" **10 mm**
INTUITION White Wave G-7254




25x29 cm - 9,84"x11,42" **10 mm**
INTUITION Black Wave G-7254

KARACTER



25x29 cm - 9,84"x11,42" **10 mm**
KARACTER Vintage Natural G-7230



NON rectified material. Minimum installation joint when fixing is 2 mm.
Material NO rectificado. Junta mínima para su colocación de 2 mm.
Tiles with random shade and aspect variation.
Producto con alta variación cromática y desentonificación en composiciones.

HEXAGON COLLECTIONS

MOOD



25x29 cm - 9,84"x11,42" **10 mm**
MOOD Ivory Natural G-7230



25x29 cm - 9,84"x11,42" **10 mm**
MOOD Green Natural G-7230



25x29 cm - 9,84"x11,42" **10 mm**
MOOD Ivory Decor G-7254



25x29 cm - 9,84"x11,42" **10 mm**
MOOD Green Decor G-7254

NANOCONCEPT



25x29 cm - 9,84"x11,42" **10 mm**
NANOCONCEPT Grey Mix G-7230
NANOCONCEPT Grey Nonslip G-7254




patterns:
3 decor mix



25x29 cm - 9,84"x11,42" **10 mm**
NANOCONCEPT White Mix G-7230
NANOCONCEPT White Nonslip G-7254



NORTH




25x29 cm - 9,84"x11,42" **10 mm**
NORTH Black Decor G-7230




25x29 cm - 9,84"x11,42" **10 mm**
NORTH Sand Decor G-7230
NORTH Sand Nonslip G-7254

OZONE



25x29 cm - 9,84"x11,42" **10 mm**
OZONE Brown Decor G-7254




25x29 cm - 9,84"x11,42" **10 mm**
OZONE Ivory Decor G-7254

PUNTO CROCE




25x29 cm - 9,84"x11,42" **10 mm**
PUNTO CROCE Black Decor G-7230




25x29 cm - 9,84"x11,42" **10 mm**
PUNTO CROCE White Natural G-7230

RUST



25x29 cm - 9,84"x11,42" **10 mm**
RUST Green Natural G-7230



25x29 cm - 9,84"x11,42" **10 mm**
RUST Titanium Natural G-7230



25x29 cm - 9,84"x11,42" **10 mm**
RUST White Natural G-7230

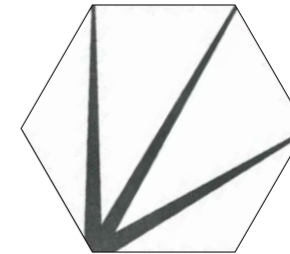
STARLINE



25x29 cm - 9,84"x11,42" **10 mm**
STARLINE Blue Natural G-7230



25x29 cm - 9,84"x11,42" **10 mm**
STARLINE Black Natural G-7230




25x29 cm - 9,84"x11,42" **10 mm**
STARLINE White Natural G-7230


SOUTH




25x29 cm - 9,84"x11,42" **10 mm**
SOUTH Pink Natural G-7230



25x29 cm - 9,84"x11,42" **10 mm**
SOUTH Green Natural G-7230




25x29 cm - 9,84"x11,42" **10 mm**
SOUTH Grey Natural G-7230



25x29 cm - 9,84"x11,42" **10 mm**
SOUTH White Natural G-7230

NON rectified material. Minimum installation joint when fixing is 2 mm.
Material NO rectificado. Junta mínima para su colocación de 2 mm.
Tiles with random shade and aspect variation.
Producto con alta variación cromática y destonificación en composiciones.


WIND



25x29 cm - 9,84"x11,42" **10 mm**
WIND Grey Natural G-7230
WIND Grey Nonslip G-7254




25x29 cm - 9,84"x11,42" **10 mm**
WIND Ivory Natural G-7230
WIND Ivory Nonslip G-7254



25x29 cm - 9,84"x11,42" **10 mm**
WIND Moss Natural G-7230

ZINC



25x29 cm - 9,84"x11,42" **10 mm**
ZINC Green Natural G-7230



25x29 cm - 9,84"x11,42" **10 mm**
ZINC Green - 3 Stamps - Mix Decor G-7254




25x29 cm - 9,84"x11,42" **10 mm**
ZINC Silver - 1 Stamp - Single G-7274



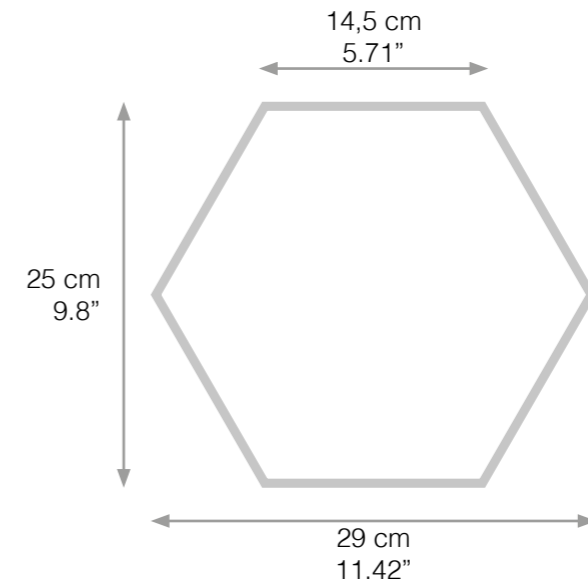
25x29 cm - 9,84"x11,42" **10 mm**
ZINC Silver - 3 Stamps - Mix Decor G-7274

NON rectified material. Minimum installation joint when fixing is 2 mm.
 Material NO rectificado. Junta mínima para su colocación de 2 mm.
 Tiles with random shade and aspect variation.
 Producto con alta variación cromática y desentonificación en composiciones.

Instalation Patterns



INTUITION Circle or Natural (1 Pieces) + INTUITION Wave (6 Pieces).
 Available in all colors. Disponibles en todos los colores.



Packing List	Real Size cm	Real Size "	Box/ Pallet	Pzs/ Box	M2/ Pallet	M2/ Box	SQF/ Pallet	SQF/ Box	Kg/ Pallet	Kg/ Box	Kg/ Piece
25x29 Hexagon	25x29	9,84x11,42	48	17	44,88	0,935	483,09	10,06	1060	21,767	1,271

Technical data	DIN	CLASS	DCOF	PTV	CLASE
Natural	51130	DIN 51097	ANSI A 137.1-2012	BS EN 13036-4	UNE 41901 EX
Nonslip	R10	-	>0,42	>24	1
	R11	-	>0,42	>36	3

Sizes

25X29




W I N D





PONTI Blue 60x60 Pre-scored 20x20



PONTI Pink 60x60 Pre-scored 20x20






SENSO White 60x60 Pre-scored 20x20



SENSO Green 60x60 Pre-scored 20x20




MANDALA Grey 60x60 Pre-scored 20x20 & ARCO Brown Natural 25x100



OPUS Blue 60x60 Pre-scored 20x20

WIND



60x60 59,2x59,2 cm - 23.31"x23.31" 10 mm
WIND Black Pre Scored 20 Natural G-7146

MANDALA



60x60 59,2x59,2 cm - 23.31"x23.31" 10 mm
MANDALA Grey Pre Scored 20 Natural G-7154

OPUS



60x60 59,2x59,2 cm - 23.31"x23.31" 10 mm
OPUS Blue Pre Scored 20 Natural G-7154

SENSO

PORCELAIN



60x60 59,2x59,2 cm - 23.31"x23.31" 10 mm
SENSO Green Pre Scored 20 Natural G-7146



60x60 59,2x59,2 cm - 23.31"x23.31" 10 mm
WIND Ivory Pre Scored 20 Natural G-7146



60x60 59,2x59,2 cm - 23.31"x23.31" 10 mm
MANDALA Beige Pre Scored 20 Natural G-7154




60x60 59,2x59,2 cm - 23.31"x23.31" 10 mm
OPUS Gold Pre Scored 20 Natural G-7780




60x60 59,2x59,2 cm - 23.31"x23.31" 10 mm
SENSO White Pre Scored 20 Natural G-7146

OPUS




60x60 59,2x59,2 cm - 23.31"x23.31" 10 mm
WIND Red Pre Scored 20 Natural G-7146



60x60 59,2x59,2 cm - 23.31"x23.31" 10 mm
OPUS White Pre Scored 20 Natural G-7154




60x60 59,2x59,2 cm - 23.31"x23.31" 10 mm
OPUS Red Pre Scored 20 Natural G-7154



60x60 59,2x59,2 cm - 23.31"x23.31" 10 mm
SENSO Grey Pre Scored 20 Natural G-7146


NON rectified material. Minimum installation joint when fixing is 2 mm.
Material NO rectificado. Junta mínima para su colocación de 2 mm.
Tiles with random shade and aspect variation.
Producto con alta variación cromática y destonificación en composiciones.

PONTI



60x60 59,2x59,2 cm - 23.31"x23.31" 10 mm
PONTI Blue Pre Scored 20 Natural G-7146

HUTTON



60x60 59,2x59,2 cm - 23.31"x23.31" 10 mm
HUTTON Green Pre Scored 20 Natural G-7154

ANTICO




60x60 59,2x59,2 cm - 23.31"x23.31" 10 mm
ANTICO Black Pre Scored 20 Natural G-7146

NORTH


PORCELAIN



60x60 59,2x59,2 cm - 23.31"x23.31" 10 mm
NORTH Patchwork Pre Scored 20 Natural G-7146



60x60 59,2x59,2 cm - 23.31"x23.31" 10 mm
PONTI Pink Pre Scored 20 Natural G-7146



60x60 59,2x59,2 cm - 23.31"x23.31" 10 mm
HUTTON Silver Pre Scored 20 Natural G-7780




60x60 59,2x59,2 cm - 23.31"x23.31" 10 mm
ANTICO Green Pre Scored 20 Natural G-7146

MAJOLICA



60x60 59,2x59,2 cm - 23.31"x23.31" 10 mm
MAJOLICA Blue Pre Scored 20 Natural G-7146

BERLIN



60x60 59,2x59,2 cm - 23.31"x23.31" 10 mm
BERLIN Brown Pre Scored 20 Natural G-7146

WAVE



60x60 59,2x59,2 cm - 23.31"x23.31" 10 mm
WAVE Black Pre Scored 20 Natural G-7146

Packing List	Real Size cm	Real Size "	Box/ Pallet	Pzs/ Box	M2/ Pallet	M2/ Box	SQF/ Pallet	SQF/ Box	Kg/ Pallet	Kg/ Box	Kg/ Piece
60x60 (10 mm)	59,2x59,2	23.31X23.31	30	4	42,554	1,418	458,056	15,269	972	31,743	7,849

Techincal data		DIN	CLASS	DCOF	PTV	CLASE
		51130	DIN 51097	ANSI A 137.1-2012	BS EN 13036-4	UNE 41901 EX
Antico	Natural	R10		>0,42	>38	2
Berlin	Natural	R10		>0,42	>38	2
Majolica	Natural	R10		>0,42	>38	2
North	Natural	R10		>0,42	>38	2
Senso	Natural	R10		>0,42	>38	2
Wave	Natural	R10		>0,42	>38	2
Huton	Natural			>0,42	>24	
Opus	Natural			>0,42	>24	
Mandala	Natural				>24	1
Wind	Natural				>24	1

Sizes

60X60



NON rectified material. Minimum installation joint when fixing is 2 mm.
Material NO rectificado. Junta mínima para su colocación de 2 mm.
Tiles with random shade and aspect variation.
Producto con alta variación cromática y desentonificación en composiciones.

ENCAUSTIC



product: Encaustic 2.0 coal Decor Lappato 30x30

ENCAUSTIC




30x30 29,75 x 29,75 cm - 11.71" x 11.71" 11 mm
ENCAUSTIC White Decor Lappato G-1314



30x30 29,75 x 29,75 cm - 11.71" x 11.71" 11 mm
Encaustic Cross Decor Lappato G-1314



30x30 29,75 x 29,75 cm - 11.71" x 11.71" 11 mm
ENCAUSTIC Coal Decor Lappato G-1314



30x30 29,75 x 29,75 cm - 11.71" x 11.71" 11 mm
ENCAUSTIC Graphite Decor G-1284



30x30 29,75 x 29,75 cm - 11.71" x 11.71" 11 mm
ENCAUSTIC Grey Natural G-1284

All sizes are rectified and without bevel edge finish.
Todos los formatos son rectificadas y no biselados.
Tiles with random shade and aspect variation.
Producto con alta variación cromática y desentonificación en composiciones.

HYDRAULIC



30x30 29,75 x 29,75 cm - 11.71" x 11.71" 11 mm
HYDRAULIC Patchwork Natural G-1284



30x30 29,75 x 29,75 cm - 11.71" x 11.71" 11 mm
HYDRAULIC Grey Natural G-1284

PORCELAIN



30x30 29,75 x 29,75 cm - 11.71" x 11.71" 11 mm
HYDRAULIC Black Natural G-1284



30x30 29,75 x 29,75 cm - 11.71" x 11.71" 11 mm
HYDRAULIC Blue Natural G-1284

Packing List	Real Size cm	Real Size "	Box/ Pallet	Pzs/ Box	M2/ Pallet	M2/ Box	SQF/ Pallet	SQF/ Box	Kg/ Pallet	Kg/ Box	Kg/ Piece
30x30 (11 mm)	29,75x29,75	11.71x11.71	40	13	46,02	1,15	495,39	12,38	1000	24,43	1,868

Techincal data	DIN	CLASS	DCOF	PTV	CLASE
	51130	DIN 51097	ANSI A 137.1-2012	BS EN 13036-4	UNE 41901 EX
Natural	R10		>0,42	>24	1
Lappato	R10		>0,42	>36	2

Test done in Hydraulic Grey Natural 30x30. Average test result value on January 2014.
Consult specific product test result value before supplying.

Prueba realizada sobre el producto Hydraulic Grey Natural 30x30. Valor de media a fecha Enero de 2014.
Consultar valor de un producto específico antes del suministro.

Sizes


30X30











No dirigi
señores,
la forma
de desper
Porque en
un pájaro





25X100	24,75x99,55 cm. - 9.74"x39.37"	10 mm
ARCO Maple Natural		G-7112
ARCO Maple Decor		G-7178
ARCO Maple Nonslip		G-7132



MAPLE



25X100	24,75x99,55 cm. - 9.74"x39.37"	10 mm
ARCO Beige Natural		G-7112
ARCO Beige Decor		G-7178



BEIGE



25X100	24,75x99,55 cm. - 9.74"x39.37"	10 mm
ARCO Brown Natural		G-7112


BROWN

ECHO



25X100	24,75x99,55 cm. - 9.74"x39.37"	10 mm
ECHO Ash Natural		G-7154
ECHO Ash Nonslip		G-7132

ASH



25X100	24,75x99,55 cm. - 9.74"x39.37"	10 mm
ECHO Gold Natural		G-7178

GOLD



25X100	24,75x99,55 cm. - 9.74"x39.37"	10 mm
ECHO Brown Natural		G-7154

BROWN



25X100	24,75x99,55 cm. - 9.74"x39.37"	10 mm
ECHO Silver Natural		G-7178

SILVER

All sizes are rectified and without bevel edge finish.
 Todos los formatos son rectificadas y no biselados.
 Tiles with random shade and aspect variation.
 Producto con alta variación cromática y desentonificación en composiciones.

Mosaics 	SIZE / Formato	BEIGE	BROWN	MAPLE
	29,75x29,75 cm 11.71"x11.71"	Natural G-7666	Natural G-7666	Natural G-7666

Rodapie 	SIZE / Formato	BEIGE	BROWN	MAPLE
	7,5x100 Rodapie	Natural G-6115	Natural G-6115	Natural G-6115

Listas 	SIZE / Formato	BEIGE	BROWN	MAPLE
	7,5x100 Listas	Natural G-6111	Natural G-6111	Natural G-6111

Gradone 	SIZE / Formato	BEIGE	BROWN	MAPLE
	25x100 Gradone	Natural G-6585	Natural G-6585	Natural G-6585

Peldaño 	SIZE / Formato	BEIGE	BROWN	MAPLE
	25x100 Peldaño	Natural G-6211	Natural G-6211	Natural G-6211

Packing List	Real Size cm	Real Size "	Box/ Pallet	Pzs/ Box	M2/ Pallet	M2/ Box	SQF/ Pallet	SQF/ Box	Kg/ Pallet	Kg/ Box	Kg/ Piece
25x100 (10 mm)	24,75x99,55	9,74x39,19	42	7	72,44	Z1,72	779,72	18,56	1650	38,891	5,523

Technical data	DIN	CLASS	DCOF	PTV	CLASE
	51130	DIN 51097	ANSI A 137.1-2012	BS EN 13036-4	UNE 41901 EX
	R10	C		>36	1
Non-Slip	R10			>36	3

Mosaics 	SIZE / Formato	ASH	BROWN
	29,75x29,75 cm 11.71"x11.71"	Natural G-7666	Natural G-7666

Rodapie 	SIZE / Formato	ASH	BROWN
	7,5x100 Rodapie 7,5x50 Rodapie	Natural G-6115 G-6071	Natural G-6115 G-6071

Listas 	SIZE / Formato	ASH	BROWN
	7,5x100 Listas 7,5x50 Listas	Natural G-6111 G-6065	Natural G-6111 G-6065

Gradone 	SIZE / Formato	ASH	BROWN
	25x100 Gradone	Natural G-6585	Natural G-6585

Peldaño 	SIZE / Formato	ASH	BROWN
	25x100 Peldaño	Natural G-6211	Natural G-6211

Packing List	Real Size cm	Real Size "	Box/ Pallet	Pzs/ Box	M2/ Pallet	M2/ Box	SQF/ Pallet	SQF/ Box	Kg/ Pallet	Kg/ Box	Kg/ Piece
25x100 (10 mm)	24,75x99,55	9,74x39,19	42	7	72,44	Z1,72	779,72	18,56	1650	38,891	5,523

Technical data	DIN	CLASS	DCOF	PTV	CLASE
	51130	DIN 51097	ANSI A 137.1-2012	BS EN 13036-4	UNE 41901 EX
Natural	R10			>36	1

25X100



Sizes

JUNOON



Junoon Beige Natural 30x260 & Equinox White Natural 120x260

SOLID
2 cm



JUNOON



BEIGE

120x260	119,3x260 cm - 46.97"x102.4"	6 mm
JUNOON Beige Natural		G-3391
30x260	29,75x260cm - 11.81"x102.4"	6 mm
JUNOON Beige Natural		G-3371



MAPLE

120x260	119,3x260 cm - 46.97"x102.4"	6 mm
JUNOON Maple Natural		G-3391
30x260	29,75x260cm - 11.81"x102.4"	6 mm
JUNOON Maple Natural		G-3371

ROVERE



BLACK

45x90	44,63 x 89,46 cm - 17.57" x 35.22"	11 mm
ROVERE Black Decapé		G-1372
22,5x90	22,215 x 89,46 cm - 8.75" x 35.22"	11 mm
ROVERE Black Decapé		G-1426

Solid 2 cm



SOLID 2 cm

50x100	49,75x99,55 cm - 19.69"x39.37"	20 mm
JUNOON Maple Solid 2 cm		G-9234
50x100	49,75x99,55 cm - 19.69"x39.37"	20 mm
JUNOON Beige Solid 2 cm		G-9234

All sizes are rectified and without bevel edge finish.
 Todos los formatos son rectificadas y no biselados.
 Tiles with random shade and aspect variation.
 Producto con alta variación cromática y desentonificación en composiciones.

PORCELAIN

Gradone 	SIZE / Formato		BEIGE	MAPLE
	30x260	Gradone	Natural	Natural
	30x130	Gradone	G-2875	G-2875

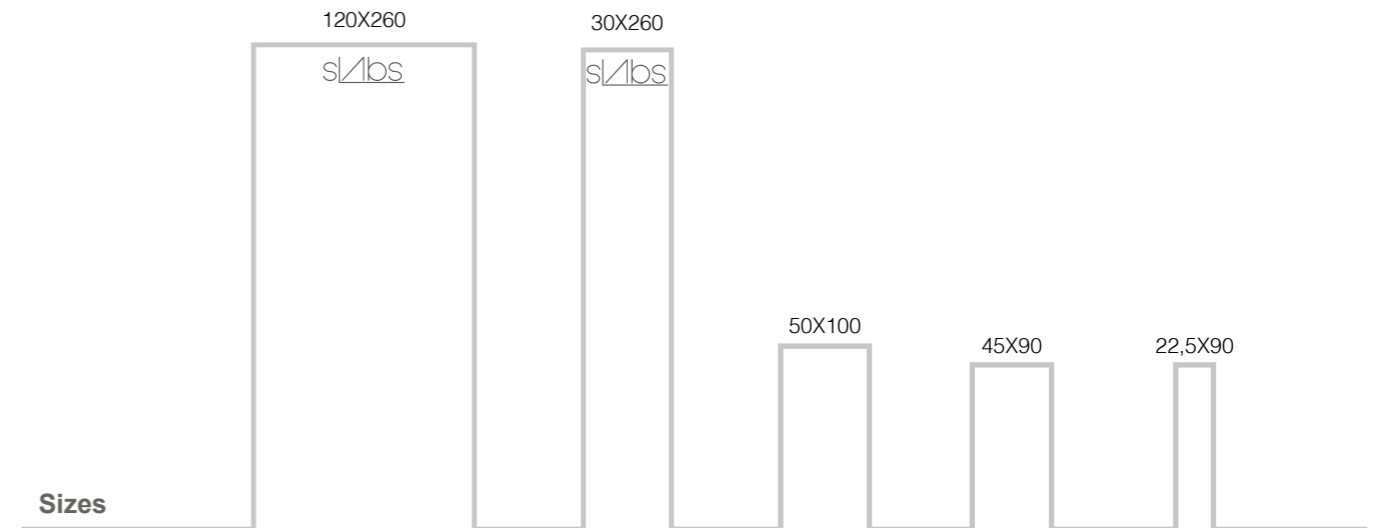
Peldaño 	SIZE / Formato		BEIGE	MAPLE
	30x260	Peldaño	Natural	Natural
	30x130	Peldaño	G-2839	G-2839

2 Cm Peldaño L 	SIZE / Formato		BEIGE	MAPLE
	25X100	Peldaño "L"	Solid 2 Cm	Solid 2 Cm

2 Cm Drain 	SIZE / Formato		BEIGE	MAPLE
	25X100	Drain	Solid 2 Cm	Solid 2 Cm
	25x25	Drain Angle	G-471	G-471
	25x100	Drain Diagonal	G-187	G-187

Packing List	Real Size cm	Real Size "	Box/ Pallet	Pzs/ Box	M2/ Pallet	M2/ Box	SQF/ Pallet	SQF/ Box	Kg/ Pallet	Kg/ Box	Kg/ Piece
120x260 (6 mm)	119,3x260	46.97"x102.4"	17	1	52,731	3,102	567,592	33,388	900	49,410	49,410
30x260 (6 mm)	29,75x260	11.81"x102.4"	32	2	49,504	1,547	532,861	16,652	920	26,880	13,250
50x100 - Solid 2 cm	49,75x99,55	19.59"x39.19"	36	1	0,50	17,83	5,33	191,92	825	22,362	22,067
45x90 (11 MM)	44,63 x 89,46	17.57" x 35.22"	27	3	1,198	12,895	32,346	348,165	840	30,259	10,003
22,5x90 (11 MM)	22,22 x 89,46	8.75" x 35.22"	36	5	0,993	10,688	35,748	384,784	942	25,525	5,061

Technical data	DIN 51130	CLASS DIN 51097	DCOF ANSI A 137.1-2012	PTV BS EN 13036-4	CLASE UNE 41901 EX
Natural	R10		>0,42	>36	1
Solid 2 cm	R11	C	>0,42	>36	3





WHEN
You Are
KIND
IT NOT ONLY CHANGES
you
IT CHANGES THE
World

Wherever
YOU GO
NO MATTER
THE WEATHER
NWAYS BRING
YOUR OWN
SUNSHINE

B
I
S
T
R
O

SOLID
2 cm



KARACTER

PORCELAIN



MULTICOLOR





WHITE


16x100	16x99,55 cm. - 6.30"x39.37"	10 mm
KARACTER Multicolor Natural		G-7170
Hexagon	25x29 cm - 9.84"x11.42"	10 mm
KARACTER Vintage Natural Hexagon		G-7230

16x100	16x99,55 cm. - 6.30"x39.37"	10 mm
KARACTER White Natural		G-7170

Mosaics 	SIZE / Formato	MULTICOLOR	WHITE
	29,75x29,75 cm 11.71"x11.71"	Natural Mosaico 5x5 G-7616	Natural G-7616

Rodapie 	SIZE / Formato	MULTICOLOR	WHITE
	7,5x100	Natural Rodapie G-6115	Natural G-6115

Listas 	SIZE / Formato	MULTICOLOR	WHITE
	7,5x100	Natural Listas G-6111	Natural G-6111

2 Cm Drain 	SIZE / Formato	MULTICOLOR	WHITE
	25X100	Solid 2 Cm G-471	Solid 2 Cm
	25x25	Drain G-187	
	25x100	Drain Diagonal G-471	

2 Cm Peldaño L 	SIZE / Formato	MULTICOLOR	WHITE
	25X100	Solid 2 Cm Peldaño "L" G-623	Solid 2 Cm

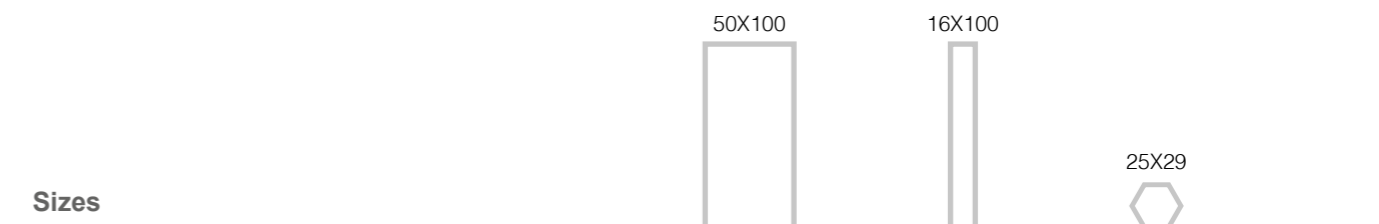
Packing List	Real Size cm	Real Size "	Box/ Pallet	Pzs/ Box	M2/ Pallet	M2/ Box	SQF/ Pallet	SQF/ Box	Kg/ Pallet	Kg/ Box	Kg/ Piece
16x100 (10 mm)	16x99,55	6,30x39,19	42	7	46,828	1,115	504,060	12,001	1080	25,311	3,583
50x100 Solid 2CM	49,75x99,55	19,59x39,19	36	1	17,829	0,495	191,916	5,331	825	22,362	22,067
25x29 SR Hexagon	25x29	9,84"x11,42"	48	17	0,94	44,88	10,06	483,09	1060	21,767	1,271

Techincal data	DIN	CLASS	DCOF	PTV	CLASE
	51130	DIN 51097	ANSI A 137.1-2012	BS EN 13036-4	UNE 41901 EX
Natural	R10		>0,42	>24	1
Solid 2CM	R11	C	>0,42	>36	3

Solid 2 cm



SOLID 2 cm	50x100	49,75x99,55 cm - 19,69"x39,37"	20 mm
KARACTER Multicolor Solid 2 cm			G-9234



Sizes

All sizes are rectified and without bevel edge finish.
Todos los formatos son rectificadas y no biseados.
Tiles with random shade and aspect variation.
Producto con alta variación cromática y desentonificación en composiciones.

SOLID
2 cm



TRAVERTINO Navona Solid 2cm. 50x100
Pool : ZINC Green Natural 60x120

SOLID
2 cm



SOLID
2 cm



EMOTION GREY Solid 2cm. 50x100

SOLID
2 cm



ZINC GREEN Solid 2cm. 50x100

SOLID
2 cm



RELLIK Solid 2cm. 60x100



SOLID 2CM



50x100 49,75x99,55 cm - 19.69"x39.37" 20 mm
TRAVERTINO Titanium Solid 2CM G-9234



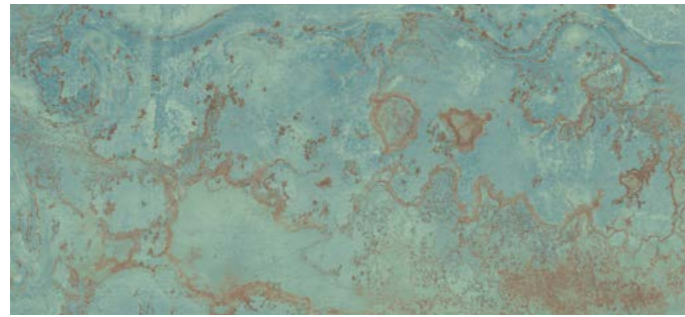
50x100 49,75x99,55 cm - 19.69"x39.37" 20 mm
TRAVERTINO Navona Solid 2CM G-9234




50x100 49,75x99,55 cm - 19.69"x39.37" 20 mm
LAMIERE Blue Solid 2CM G-9234



50x100 49,75x99,55 cm - 19.69"x39.37" 20 mm
LAMIERE White Solid 2CM G-9234



50x100 49,75x99,55 cm - 19.69"x39.37" 20 mm
ZINC Green Solid 2CM G-9234



50x100 49,75x99,55 cm - 19.69"x39.37" 20 mm
KARACTER Multicolor Solid 2 cm G-9234


PORCELAIN



50x100 49,75x99,55 cm - 19.69"x39.37" 20 mm
FRAGMENTA Grey Solid 2CM G-9234



50x100 49,75x99,55 cm - 19.69"x39.37" 20 mm
FRAGMENTA Beige Solid 2CM G-9234



50x100 49,75x99,55 cm - 19.69"x39.37" 20 mm
EMOTION Grey Solid 2 cm G-9234



50x100 49,75x99,55 cm - 19.69"x39.37" 20 mm
MEtoDO Grey Solid 2 cm G-9234




50x100 49,75x99,55 cm - 19.69"x39.37" 20 mm
MEtoDO Ivory Solid 2 cm G-9234



50x100 49,75x99,55 cm - 19.69"x39.37" 20 mm
MEtoDO Grana Solid 2 cm G-9234

All sizes are rectified and without bevel edge finish.
Todos los formatos son rectificadas y no biselados.
Tiles with random shade and aspect variation.
Producto con alta variación cromática y desentonificación en composiciones.



50x100 49,75x99,55 cm - 19.69"x39.37" 20 mm
WIND Grey Solid 2CM G-9234



50x100 49,75x99,55 cm - 19.69"x39.37" 20 mm
WIND Ivory Solid 2CM G-9234




50x100 49,75x99,55 cm - 19.69"x39.37" 20 mm
FIRE Rosso Solid 2 cm G-9234



50x100 49,75x99,55 cm - 19.69"x39.37" 20 mm
HUTTON Rosso Solid 2 cm G-9234



50x100 49,75x99,55 cm - 19.69"x39.37" 20 mm
FIRE Multicolor Solid 2 cm G-9234



50x100 49,75x99,55 cm - 19.69"x39.37" 20 mm
AQUARELA Red Solid 2CM G-9234



50x100 49,75x99,55 cm - 19.69"x39.37" 20 mm
TATTOO Black Solid 2CM G-9234



50x100 49,75x99,55 cm - 19.69"x39.37" 20 mm
NORTH Grey Solid 2CM G-9234



50x100 49,75x99,55 cm - 19.69"x39.37" 20 mm
NORTH Sand Solid 2CM G-9234



50x100 49,75x99,55 cm - 19.69"x39.37" 20 mm
NORTH Sand Decor Solid 2CM G-9234



50x100 49,75x99,55 cm - 19.69"x39.37" 20 mm
NORTH Patchwork Solid 2CM G-9234




50x100 49,75x99,55 cm - 19.69"x39.37" 20 mm
SENSO Green Solid 2 cm G-9234

All sizes are rectified and without bevel edge finish.
Todos los formatos son rectificadas y no biseadas.
Tiles with random shade and aspect variation.
Producto con alta variación cromática y deshomogeneización en composiciones.



50x100 49,75x99,55 cm - 19.69"x39.37" **20 mm**
RELLIK Beige Natural Solid 2 cm G-9234



50x100 49,75x99,55 cm - 19.69"x39.37" **20 mm**
RELLIK Grey Natural Solid 2 cm G-9234



50x100 49,75x99,55 cm - 19.69"x39.37" **20 mm**
RELLIK White Natural Solid 2 cm G-9234



50x100 49,75x99,55 cm - 19.69"x39.37" **20 mm**
CONCEPT Anthracite Solid 2 cm G-9234



50x100 49,75x99,55 cm - 19.69"x39.37" **20 mm**
CONCEPT Grey Solid 2 cm G-9234



50x100 49,75x99,55 cm - 19.69"x39.37" **20 mm**
CONCEPT Beige Solid 2 cm G-9234



50x100 49,75x99,55 cm - 19.69"x39.37" **20 mm**
MATERIA White Solid 2 cm G-9234



50x100 49,75x99,55 cm - 19.69"x39.37" **20 mm**
MATERIA Grey Solid 2 cm G-9234



50x100 49,75x99,55 cm - 19.69"x39.37" **20 mm**
MATERIA Beige Solid 2 cm G-9234



50x100 49,75x99,55 cm - 19.69"x39.37" **20 mm**
JUNOON Beige Solid 2 cm G-9234



50x100 49,75x99,55 cm - 19.69"x39.37" **20 mm**
JUNOON Maple Solid 2 cm G-9234



50x100 49,75x99,55 cm - 19.69"x39.37" **20 mm**
OROBICO Red Solid 2CM G-9234

All sizes are rectified and without bevel edge finish.
Todos los formatos son rectificadas y no biseados.
Tiles with random shade and aspect variation.
Producto con alta variación cromática y deshomogeneización en composiciones.



50x100 49,75x99,55 cm - 19.69"x39.37" 20 mm
EQUINOX Grey Solid 2 cm G-9234



50x100 49,75x99,55 cm - 19.69"x39.37" 20 mm
OBJECT White Solid 2 cm G-9234



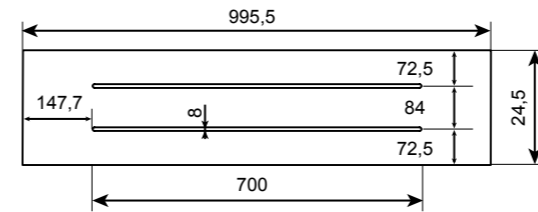
HUTTON ROSSO Solid 2cm. 50x100

All sizes are rectified and without bevel edge finish.
Todos los formatos son rectificadas y no biselados.
Tiles with random shade and aspect variation.
Producto con alta variación cromática y desentonificación en composiciones.

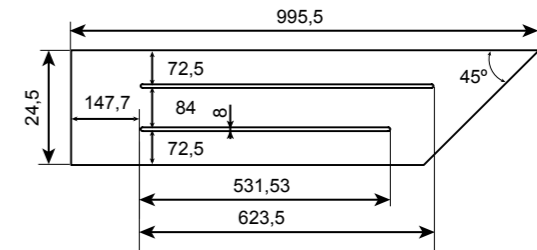
2 Cm Peldaño L 	SIZE / Formato	Solid 2 Cm
	50X100 Peldaño "L"	G-623

2 Cm Drain 	SIZE / Formato	Solid 2 Cm
	25X100 Drain	G-471
	25x25 Drain Angle	G-187
	25x100 Drain Diagonal	G-471

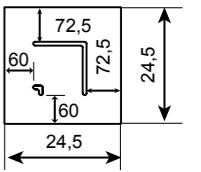
Drain Diagonal



Drain Angle



Drain



PLOT SR 22/31



PLOT SR 13/22



PLOT SR 10/13



PLOT SR 06/10

Class	Altura-Heigh	Ref.	Max. Weight
PLOT SR 6/10	65-100 mm	G-63	2500 Kg
PLOT SR 10/13	100-130 mm	G-65	2500 Kg
PLOT SR 13/22	130-220 mm	G-73	2200 Kg
PLOT SR 22/31	220-310 mm	G-83	2000 Kg

*Average plot quantity - 6 units / m² *Cantidad de plots media - 6 units / m²

Packing List	Real Size cm	Real Size "	Box/Pallet	Pzs/Box	M2/Pallet	M2/Box	SQF/Pallet	SQF/Box	Kg/Pallet	Kg/Box	Kg/Piece
Base 50x100	49,75 x 99,55	19.59" x 39.19"	36	1	0,5	0,15	17,83	5,33	880,00	23,89	23,59
Drain 25x100	24,51 x 99,55	9.65" x 39.19"	36	2	0,49	0,15	17,56	5,25	586,58	23,24	11,62
Drain angle 25x25	24,51 x 24,51	9.65" x 9.65"	36	8	0,48	0,14	17,29	5,17	843,55	22,28	2,86

Technical data	DIN	CLASS	DCOF	PTV	CLASE
Solid 2 Cm	51130	DIN 51097	ANSI A 137.1-2012	BS EN 13036-4	UNE 41901 EX
	R11	C	>0,42	>36	3

Sizes

50x100



STATUARIO



CALACATTA
LINCOLN











TATTOO OXIDUM

162x324 162x324 cm - 63.8"x127.6" **12 mm**
 Tattoo Oxidum Decor **G-3574**



EQUINOX GREY

162x324 162x324 cm - 63.8"x127.6" **12 mm**
 Equinox Grey Natural **G-3520**



STATUARIO EXTRA WHITE

162x324 162x324 cm - 63.8"x127.6" **12 mm**
 Statuario Extra White Natural **G-3620**
 Statuario Extra White Polished **G-3654**



PIETRA GREY

162x324 162x324 cm - 63.8"x127.6" **12 mm**
 Pietra Grey Natural **G-3590**
 Pietra Grey Polished **G-3616**




ST. VINCENT ANTHRACITE

162x324 162x324 cm - 63.8"x127.6" **12 mm**
 St. Vincent Anthracite Natural **G-3590**
 St. Vincent Anthracite Polished **G-3616**




CALACATTA LINCOLN WHITE

162x324 162x324 cm - 63.8"x127.6" **12 mm**
 Calacatta Lincoln White Natural **G-3620**
 Calacatta Lincoln White Polished **G-3654**



SUPER WHITE

162x324 162x324 cm - 63.8"x127.6" **12 mm**
 Super White Natural **G-3666**
 Super White Polished **G-3690**



SUPER BLACK

162x324 162x324 cm - 63.8"x127.6" **12 mm**
 Super Black Natural **G-3666**



Sizes

Linetop pieces are in full size non rectified
 Las piezas de Linetop no están rectificadas
 Tiles with random shade and aspect variation.
 Producto con alta variación cromática y desentonificación en composiciones.

Available in all Linetop 12 mm series.
 Disponible en todas las series Linetop 12 mm.


Available in all Linetop 12 mm series.
 Disponible en todas las series Linetop 12 mm.

WASHBASINS - LAVABOS



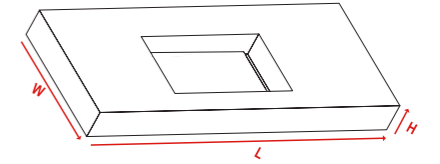
NIAGRA

L 180	L 180 x W 50 - L 70.86" x W 19.68"	H 12 cm
NIAGRA White Natural (one side drain)		G-2988
NIAGRA White Polished (one side drain)		G-2994



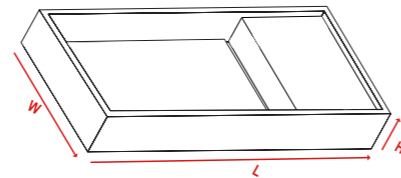
BASIC

L 180	L 180 x W 45 - L 70.86" x W 17.7"	H 12 cm
BASIC Natural (all sides drain)		G-2980
BASIC Polished (all sides drain)		G-2986
L 120	L 120 x W 45 - L 47.24" x W 17.7"	H 12 cm
BASIC Natural (all sides drain)		G-2976
BASIC Polished (all sides drain)		G-2982
L 80	L 80 x W 45 - L 31.49" x W 17.7"	H 12 cm
BASIC Natural (all sides drain)		G-2976
BASIC Polished (all sides drain)		G-2982



BLOCK

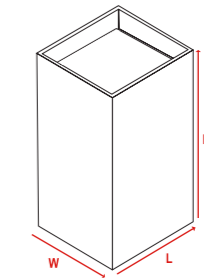
L 180	L 180 x W 45 - L 70.86" x W 17.7"	H 12 cm
BLOCK Natural (all sides drain)		G-2988
BLOCK Polished (all sides drain)		G-2994
L 120	L 120 x W 45 - L 47.24" x W 17.7"	H 12 cm
BLOCK Natural (all sides drain)		G-2984
BLOCK Polished (all sides drain)		G-2990
L 80	L 80 x W 45 - L 31.49" x W 17.7"	H 12 cm
BLOCK Natural (all sides drain)		G-2980
BLOCK Polished (all sides drain)		G-2986



FREE STANDING

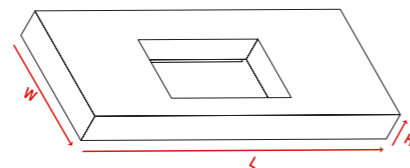


L 45	L 45 x W 45 - L 17.7" x W 17.7"	H 90 cm
FREE STANDING Natural (all sides drain)		G-2976
FREE STANDING Polished (all sides drain)		G-2984



SIMPLE

L 180	L 180 x W 45 - L 70.86" x W 17.7"	H 12 cm
SIMPLE Natural (one side drain)		G-2982
SIMPLE Polished (one side drain)		G-2988
L 120	L 120 x W 45 - L 47.24" x W 17.7"	H 12 cm
SIMPLE Natural (one side drain)		G-2978
SIMPLE Polished (one side drain)		G-2984
L 80	L 80 x W 45 - L 31.49" x W 17.7"	H 12 cm
SIMPLE Natural (one side drain)		G-2978
SIMPLE Polished (one side drain)		G-2984



TECHNICAL FEATURES LINETOP

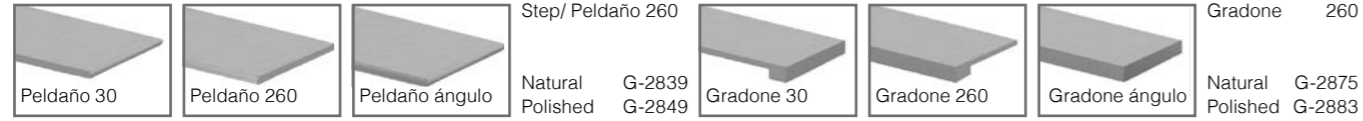
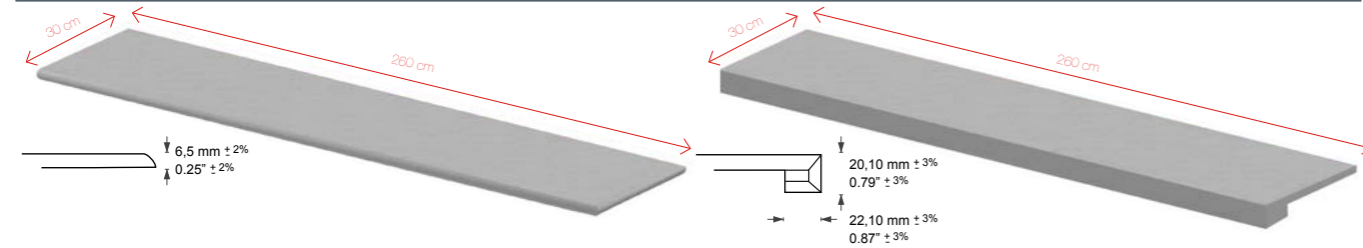
CARACTERÍSTICAS TÉCNICAS LINETOP

Color resistance to light Resistencia del color a la luz	Frost resistant Resistente a heladas	Humidity resistance Anti-humedad	Resistance to staining Anti-manchas	UV resistant Resistencia a rayos UV	Heat resistant Resistencia al calor
Resists to mould and bacteria Resiste a moho y bacterias	Easy cleaning Fácil limpieza	Thermal shock resistant Resistencia a cambios de temperatura	Dimensional stability Estabilidad dimensional	Resistant to abrasion Resiste a la abrasión	Chemical resistant Resistencia química

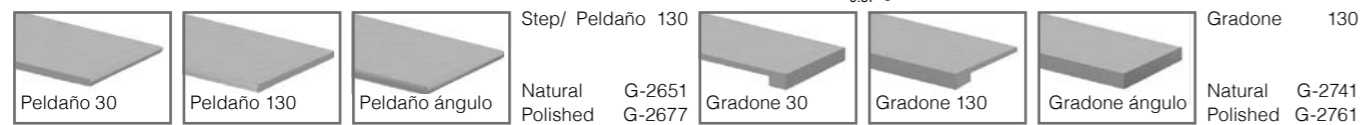
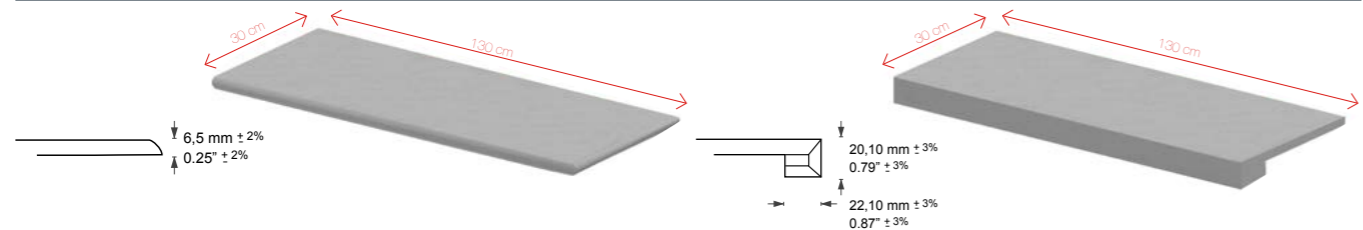
STEPS - PELDAÑOS

GRADONE - GRADONE

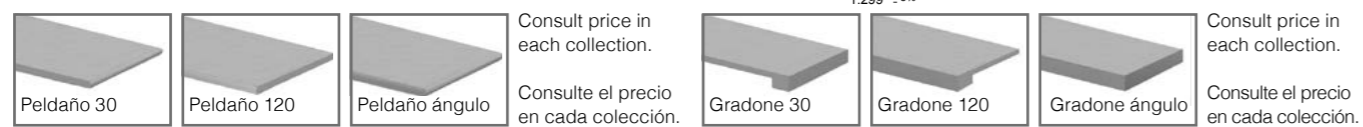
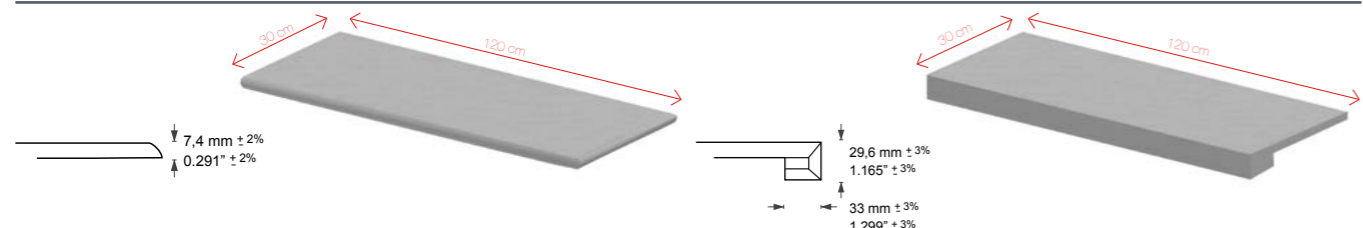
260 cm / 6 mm



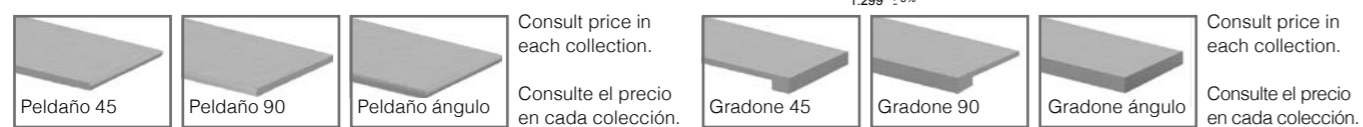
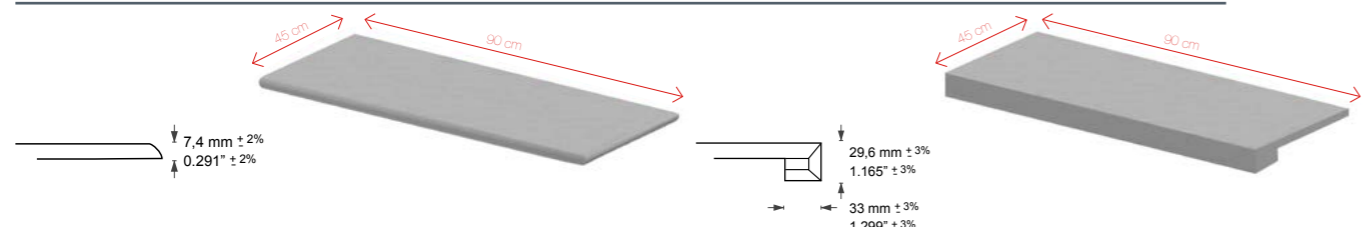
130 cm / 6 mm



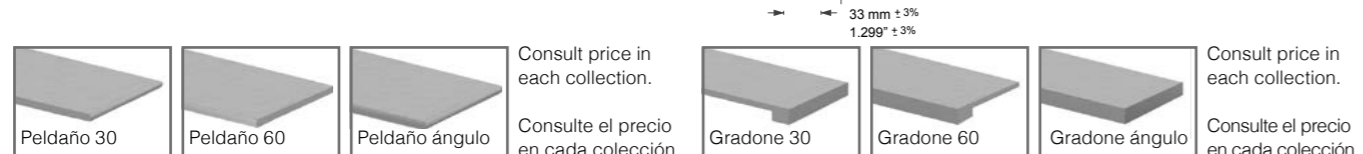
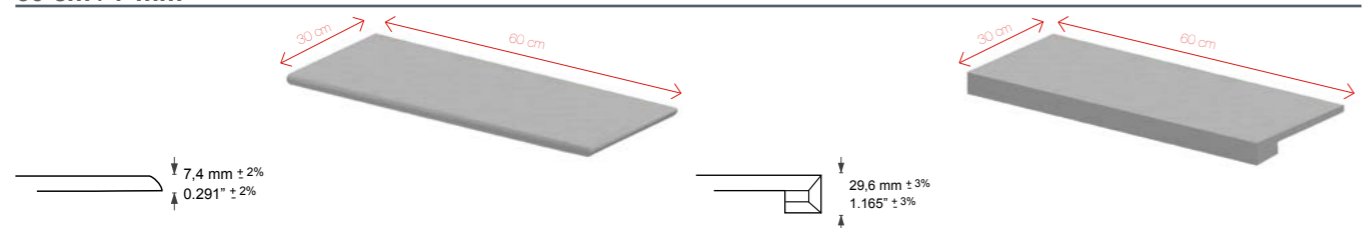
120 cm / 7 mm



90 cm / 7 mm



60 cm / 7 mm




ANCHORING SYSTEM FOR GLUED FAÇADES

SISTEMA DE ANCLAJE PARA FACHADAS PEGADAS

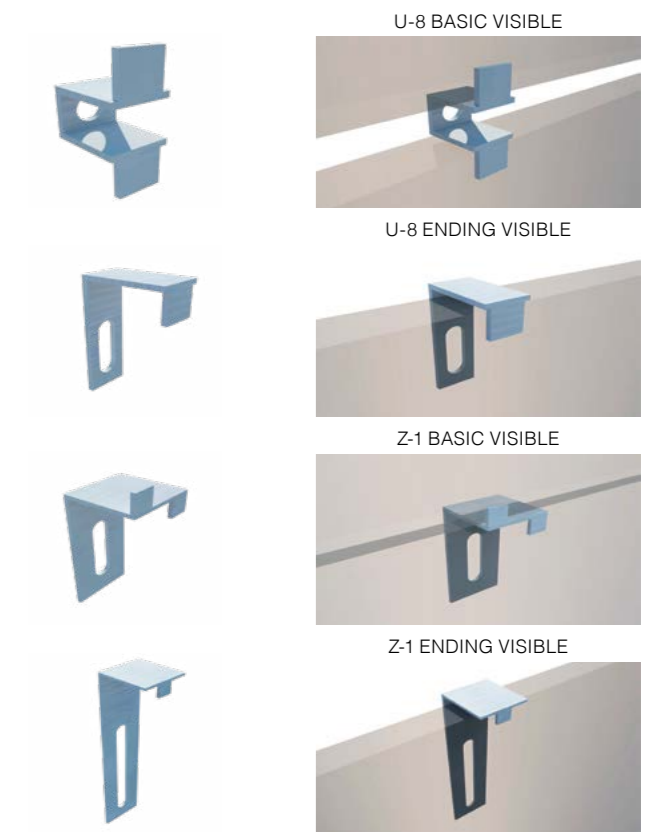
HIDDEN ANCHORING

ANCLAJE OCULTO



VISIBLE ANCHORING

ANCLAJE VISTO



PRICE GROUPS

GRUPOS DE PRECIOS

Hidden Anchoring	Innox
U-8 BASIC HIDDEN	G-27
U-8 ENDING HIDDEN	G-27
Z-1 BASIC HIDDEN	G-33
Z-1 ENDING HIDDEN	G-33

Visible Anchoring	Groups	
	Innox	Black
U-8 BASIC VISIBLE	G-29	G-45
U-8 ENDING VISIBLE	G-29	G-45
Z-1 BASIC VISIBLE	G-37	G-53
Z-1 ENDING VISIBLE	G-37	G-53

AVERAGE QUANTITY ANCHORING / M2 (variable depending on project)

CANTIDAD MEDIA DE ANCLAJE / M2 (variable en función del proyecto)

Format	Average Quantity Anchoring / M2
60x120	3,33 units / m2
30x120	5,55 units / m2
90x90	2,85 units / m2
45x90	5,95 units / m2
30x90	8,02 units / m2

Format	Average Quantity Anchoring / M2
22,5x90	10,50 units / m2
15x90	15,66 units / m2
60x60	6,10 units / m2
30x60	12,25 units / m2
15x60	23,74 units / m2

TECHNICAL FEATURES


CARACTERÍSTICAS TÉCNICAS

ANCHORING. Stainless steel of AISI 304 alloy / acero inoxidable de aleación AISI 304	
Electrical Properties / Propiedades Eléctricas	
Electrical resistivity / Resistividad eléctrica	70-72
Physical Properties / Propiedades Físicas	
Density / Densidad (g cm ⁻³)	7.93
Melting point / Punto de fusión (C°)	1400-1455
Mechanical Properties / Propiedades Mecánicas	
Elongation / Alargamiento %	<60
Brinell hardness / Dureza Brinell	160-190
Izod impact / Impacto Izod (J m ⁻¹)	20-136
Elasticity module / Módulo de elasticidad (Gpa)	190-210
Traction resistance / Resistencia a la tracción (Mpa)	460-1100
Thermal Properties / Propiedades Térmicas	
Thermal expansion coefficient / Coeficiente de expansión térmica @20-100C (x10 ⁻⁶ K ⁻¹)	18.00
Thermal conductivity / Conductividad térmica a 23 °C (W m ⁻¹ K ⁻¹)	16.30

* For pricing on grooved material for hidden system, please check with our commercial department. En el caso de solicitar material ranurado contactar con el dep. comercial. The price includes staple, plug and screw. El precio por anclaje incluye también el taco y el tornillo.

PACKING SLABS / EMBALAJE SLABS

6 mm/12mm



A-frame / Caballete

Packing A-Frame / Caballete	Tipo	Size Cm	Inch	Pieces/ Box	M2/ Pallet	Sqf/ Pallet	Kg/ Pallet	Kg/ M2	Frame Price/ Precio Caballete
160x320	Q	160x320 cm	62.99" x 125.98"	44	225,28	2424,89	3376	14,45	325 €
120x300	Q	119,3x300 cm	46,97" x 118,11"	40	144	1550	2474	16,35	325 €
162x324	Q	162x324 cm	63.8"x127.6"	16	83,98	903,95	2900	32,75	325 €
120x260	O	119,3x260 cm	46.97" x 102.4"	40	124,07	1335,48	2150	16,35	295 €




Crate / caja madera

Packing Size Cm - Inch	Crate Size / Medidas Caja Madera Cm	Inch	Boxes/ Pallet	Pieces/ Box	M2/ Pallet	Sqf/ Pallet	Kg/ Pallet	Kg/ M2	Crate Price/ Precio Caja
160x320 - 63"x126"	175x340x38 cm	68.89"x133.85"x14.96"	14	1	71,68	771,56	1180	14,45	200 €
120x300 - 48"x102"	140x320x27 cm	55"x125.98"x10"	17	1	61,20	658,76	1121	16,35	150 €
120x260 - 48"x102"	140x280x27 cm	55"x110"x10"	17	1	52,73	567,59	926	16,35	150 €
160x160 - 63"x63"	175x183x41 cm	68.89"x72.04"x16.14"	24	1	61,44	661,34	975	14,45	150 €
60x260 - 24"x102"	140x280x27 cm	55"x110"x10"	34	1	52,64	566,64	961	16,35	150 €
30x260 - 12"x102"	275x137x27 cm	108.27"x53.93"x10.63"	32	2	49,50	532,86	961	16,35	150 €



Pallet / palet

Packing Pallet / Palet	Size Cm	Inch	Boxes/ Pallet	Pieces/ Box	M2/ Pallet	Sqf/ Pallet	Kg/ Pallet	Kg/ M2	Crate Price/ Precio Caja
80x160	80x160 cm	31.49" x 62.99"	34	1	43,52	468,44	700	14,45	65 €
120x120	119,30x119,3 cm	46.97" x 46.97"	32	1	45,54	490,23	793	16,35	65 €
60x150	59,55x150 cm	23.44" x 59.06"	30	2	53,59	576,89	874	16,35	65 €



7 levels
7 niveles



4 levels
4 niveles

SPECS / CARACTERÍSTICAS

Polished

Technical Characteristics / Características Técnicas	Standard Test Method / Método De La Norma	Standard Prescribed Values / Valor Prescrito Por La Norma	Slabs Value / Valor Slabs
Measurements Surface Appearance / Dimensiones Y Aspecto Superficial			
Nominal thickness / espesor nominal			6,5mm - 1/4"
Length and width / longitud y anchura	Une - en iso 10545 - 2	+/- 0.6 % Max	+/- 0.2 %
Thickness / espesor	Une - en iso 10545 - 2	+/- 5.0 % Max	+/- 5.0 %
Orthogonality / ortogonalidad	Une - en iso 10545 - 2	+/- 0.5 % Max	+/- 0.2 %
Surface flatness / planitud de superficie	Une - en iso 10545 - 2	+/- 0.5 % Max	+/- 0.2 %
Physical Properties / Propiedades Físicas			
Water absorption / absorción de agua	Une - en iso 10545 - 3	< 0.5 %	<0.1 %
Modulus of rupture / resistencia a la flexión	Une - en iso 10545 - 4	> 35 N/mm ²	>45 N/mm ²
Breaking strength / fuerza de rotura	Une - en iso 10545 - 4	> 700 N	>1200 N
Resistance to deep abrasion / resistencia a la abrasión profunda	Une - en iso 10545 - 6	< 175 Mm ³	<170mm ³
Temperature shock resistance / resistencia al choque termico	Une - en iso 10545 - 9	No surface defects should be visible No debe presentar defectos o roturas visibles	Resistant / resistente
Resistance to cold / resistencia a la helada	Une - en iso 10545 - 12	No surface defects or cracks should be visible No debe presentar defectos visibles	Anti-ice / antihielo
Anti-slip / antideslizamiento	Din 51130	-	-
	Din 51097	-	-
	Une 41901-ex	-	-
	Ansi a326.3	-	-
Bs 7976	-	-	-
Colour resistance to light / resistencia del color a la luz	Din 51094	There should be no colour variations No debe presentar variaciones de color	No alterations
chemical Properties / Propiedades Químicas			
Chemical resistance / resistencia química	Une - en iso 10545 - 13	Resistance to chemical products min. Ub/gb Resistencia a productos químicos min. Ub/gb	Min. Ga /ua
Resistance to staining / resistencia a las manchas	Une - en iso 10545 - 14	Min.3	Min. 4

Natural

Technical Characteristics / Características Técnicas	Standard Test Method / Método De La Norma	Standard Prescribed Values / Valor Prescrito Por La Norma	Slabs Value / Valor Slabs
Measurements Surface Appearance / Dimensiones Y Aspecto Superficial			
Nominal thickness / espesor nominal			6,5mm - 1/4"
Length and width / longitud y anchura	Une - en iso 10545 - 2	+/- 0.6 % Max	+/- 0.2 %
Thickness / espesor	Une - en iso 10545 - 2	+/- 5.0 % Max	+/- 5.0 %
Orthogonality / ortogonalidad	Une - en iso 10545 - 2	+/- 0.5 % Max	+/- 0.2 %
Surface flatness / planitud de superficie	Une - en iso 10545 - 2	+/- 0.5 % Max	+/- 0.2 %
Physical Properties / Propiedades Físicas			
Water absorption / absorción de agua	Une - en iso 10545 - 3	< 0.5 %	<0.1 %
Bending resistance / resistencia a la flexión	Une - en iso 10545 - 4	> 35 N/mm ²	>45 N/mm ²
Breaking strength / fuerza de rotura	Une - en iso 10545 - 4	> 700 N	>1200 N
Resistance to deep abrasion / resistencia a la abrasión profunda	Une - en iso 10545 - 6	< 175 Mm ³	<170mm ³
Temperature shock resistance / resistencia al choque termico	Une - en iso 10545 - 9	No surface defects should be visible No debe presentar defectos o roturas visibles	Resistant / resistente
Resistance to cold / resistencia a la helada	Une - en iso 10545 - 12	No surface defects or cracks should be visible No debe presentar defectos visibles	Anti-ice / antihielo
Anti-slip / antideslizamiento	Din 51130	-	See table / ver tabla*
	Din 51097	-	-
	Une 41901-ex	-	-
	Ansi a326.3	-	-
Bs 7976	-	-	-
Colour resistance to light / resistencia del color a la luz	Din 51094	There should be no colour variations No debe presentar variaciones de color	No alterations
Chemical Properties / Propiedades Químicas			
Chemical resistance / resistencia química	Une - en iso 10545 - 13	Resistance to chemical products min. Ub/gb Resistencia a productos químicos min. Ub/gb	Min. Ga /ua
Resistance to staining / resistencia a las manchas	Une - en iso 10545 - 14	Min.3	Min. 4

Tests for polished finish characteristics done in Statuario White Polished 120x260. Average test result value on March 2017. Consult specific product test result value before supplying. Pruebas para las características del acabado pulido realizadas sobre el producto Statuario White Polished 120x260. Valor de media a fecha de Marzo 2017. Consultar valor de un producto específico antes del suministro.

Tests for natural finish characteristics done in Tatoo Oxidum Decor 120x260. Average test result value on March 2017. Consult specific product test result value before supplying. Pruebas para las características del acabado natural realizadas sobre el producto Tatoo Oxidum Decor 120x260. Valor de media a fecha de Marzo 2017. Consultar valor de un producto específico antes del suministro.

CLEANING AND MAINTENANCE TIPS

THE FIRST CLEANING “AFTER INSTALLATION”

The most important cleaning operation is performed immediately after laying the tiles. This involves the complete removal of residues and dirt from the tile placement. An inadequate or late removal of this waste can create a cementitious layer on the tile capable of absorbing all forms of dirt. This may give the impression that the tile gets dirty when the actual problem resides in the surface film of dirt which was not removed immediately after laying. Once the grouting of the tiles is finished, it is important, while the grout is still wet, to carefully remove any excess material immediately. This can be done using a sponge and plenty of clean water, repeating this as many times as necessary. Do not perform the cleaning with metal tools, scrapers or abrasive pads. For stubborn stains, clean with alcohol and lukewarm water and rub with a clean cloth. If they do not disappear, check with the relevant technical department. Once the above mentioned washing is done, another washing should be carried out using basic or alkaline degreasing agents, as acid washing can leave stickiness on the pavement which could help retain dirt. In areas where water is calcareous, it is convenient to dry the surface, in order to prevent the deposition of carbonates which will reduce the surfaces’ gleam.

REGULAR MAINTENANCE

Many available cleaning products for general use can be used with our products. For daily cleaning, one can use detergents or degreasing products diluted in warm water, following each product’s instructions. It is important that the cleaner does not have oil, animal fat, or soap base. These components may leave an invisible residue whilst absorbing dirt (lime stratifications detergent or residues). It is also important that the tile receives a thorough rinsing with clean water after the cleaning process is complete.The low water absorption and high standards met by all porcelain tiles ensure a product which is easy to maintain. Our products do not require the use of sealants or waxes. These superficial coatings can really affect the performance of the tile in a negative manner. It is important to note that hydrofluoric acid (HF) and derivatives can irreparably damage the tile.

The general steps for regular cleaning of our ceramic products can be summarized as follows:

- Remove any solid or liquid waste from the tile, sweeping with a soft bristle broom or vacuuming.
- Clean up liquid spills as soon as possible with lukewarm water.
- Apply the recommended amount and dilution of the cleaner for the tile (follow the cleaner manufacturer’s instructions). The wiper must remain in the tile a minimum period of 5 minutes.
- For unpolished tiles, scrub with a nylon sponge or soft bristle brush. A floor machine equipped with a nylon pad or bristle brush can be used for heavily soiled surfaces. For polished tiles, clean with a nonabrasive cloth.

- Remove the dirty cleaning solution and water with a vacuum cleaner or cloth. Rinse the porcelain tile with clean water and remove again with a vacuum cleaner, mop or towel. It is absolutely essential that all detergent residues are removed completely from the tile. Any remaining detergent that dries on the tiles surface can form a coating that can trap dirt and be very difficult to remove. The tile should be rinsed several times to remove all detergent residues.

During use, the cleaning of the tiles should be similar to window cleaning. Ammonia and even bleach type products can be employed, but both must be diluted in water.

In case of special stains and/or particularly resistant, it is advisable to use specific detergents according to the cleaners’ manufacturer. Do not forget that removing any type of stain is easier when it is still fresh.

It is important to always do a pre-test the detergent products result on a small sample of the porcelain.

TILES WITH METALLIC EFFECTS - PVD

This type of tiles require following these recommended guidelines, shown below, for cleaning:

- In general, you can use any non-aggressive and neutral pH product.
- In general, we recommend the use of ammonia-based products (NH3) diluted in water, never directly on the piece.
- You cannot use chemically aggressive products.
- You cannot use products with hydrochloric acid (HCl). The remaining acid products should be used with caution in very diluted concentrations.
- Citric acid and other acidic food products leave stains if left too long to act on the tile. They must be removed as soon as possible.
- The use of powder products of abrasive action is not recommended.

CONSEJOS DE LIMPIEZA Y MANTENIMIENTO

LA PRIMERA LIMPIEZA DESPUÉS DE LA COLOCACIÓN

La operación de limpieza más importante se lleva a cabo inmediatamente “después de la colocación de la baldosa”. Esto implica la eliminación completa de los residuos de lechada y de la suciedad de la colocación de las propias baldosas. Una eliminación inadecuada o tardía de estos residuos puede crear sobre la baldosa una película cementosa capaz de absorber toda forma de suciedad, dando la impresión que se ensucia la baldosa, cuando el problema está en la película superficial de suciedad. Una vez efectuado el rejuntado de las baldosas, es importante cuando el material de rejuntado todavía está fresco, eliminar el material sobrante cuidadosa e inmediatamente, utilizando para ello una esponja y agua limpia abundante, repitiendo esta operación tantas veces como sea necesario. No debe realizarse la limpieza del material con espátulas metálicas ni estropajos abrasivos. En el caso de manchas resistentes, limpiar con alcohol y agua caliente y frotar con un paño limpio. Si no desaparecen, consultar con el departamento técnico correspondiente. Una vez efectuado el lavado mencionado arriba, deberá efectuarse un lavado básico o alcalino utilizando detergentes desengrasantes, ya que el lavado ácido puede dejar una untuosidad sobre el pavimento que podría contribuir a retener la suciedad. En aquellas zonas donde el agua sea calcárea conviene secar la superficie para evitar la deposición de carbonatos que disminuyen el brillo superficial.

EL MANTENIMIENTO REGULAR

Muchos productos de limpieza de uso general que están disponibles son aceptables para el uso en nuestros productos. Se puede emplear para la limpieza diaria detergentes o desengrasantes diluidos en agua caliente, según indicaciones del envase del limpiador. La densidad inherente y baja absorción de agua de todos los productos aseguran un producto que es fácil de mantener.

Es muy importante tener en cuenta que el ácido Fluorhídrico (HF) y derivados pueden dañar irremediablemente la baldosa.

Los pasos generales de limpieza regular para nuestros productos cerámicos se pueden resumir del siguiente modo:

- Retirar cualquier residuo sólido o líquido de la baldosa, barriendo con una escoba de cerdas suaves o pasar la aspiradora.
- Limpiar los derrames líquidos tan pronto como sea posible.
- Aplicar la cantidad y dilución del limpiador recomendadas para la baldosa (ver indicaciones del fabricante del limpiador). El limpiador deberá permanecer en la baldosa un periodo mínimo de tiempo de 5 minutos.
- Para baldosas sin pulir, frotar con una esponja de nylon o un cepillo de cerdas suaves. Para superficies muy sucias puede usarse una máquina de piso equipado con una almohadilla de nylon o con un cepillo de cerdas. Para baldosas pulidas , limpie con un trapo no abrasivo o un paño.

- Retirar la solución de limpieza sucia y el agua con una aspiradora o un trapo. Enjuague la pieza con agua limpia y retire de nuevo con una aspiradora, fregona, o una toalla. Es absolutamente esencial para todos los residuos de detergente que se eliminen por completo de la baldosa. Cualquier resto de detergente que se seque sobre la baldosa puede formar un recubrimiento que puede atrapar la suciedad y será muy difícil de eliminar. La baldosa debe enjuagarse varias veces para eliminar todos los residuos de detergente.

Durante su uso, la limpieza de la baldosa debe hacerse de forma similar a la limpieza de cristales. Se puede emplear productos de tipo amoniacal e incluso lejía, ambos diluidos en agua.

En caso de manchas particulares y/o especialmente resistentes, es aconsejable usar detergentes específicos según especificaciones del fabricante del limpiador. No hay que olvidar que la eliminación de cualquier tipo de mancha resulta más fácil cuando ésta todavía está fresca.

Es importante hacer siempre una prueba previa antes de usar los productos detergentes.

BALDOSAS CON EFECTOS METÁLICOS / PVD

En este tipo de baldosas por su especificidad se recomienda seguir las siguientes pautas de limpieza:

- En general, se puede usar cualquier producto no agresivo y con PH neutro.
- En general, se recomienda el uso de productos con base amoniacal (NH3) en concentración rebajada, nunca directamente sobre la pieza.
- No se pueden usar productos agresivos químicamente.
- No se puede usar productos con ácido clorhídrico (HCl). El resto de productos ácidos deben usarse con precaución en concentraciones muy rebajadas.
- El ácido cítrico y otros productos alimentarios ácidos dejarán mancha si se les deja actuar mucho tiempo sobre la baldosa.
- No está recomendado el uso de productos en polvo de acción abrasiva.

FIXING TIPS

CARE TO BE TAKEN DURING THE CONSTRUCTION

Our ceramic products can be considered as a final finish in the construction process, so it is advisable to be laid only when the rest of the building works are complete (structures, masonry, flooring, ceilings...); specially the flooring. This will minimize the collateral damage that sometimes occurs when the product is being placed too soon.When porcelain tiles are placed before the end of the construction, one must take special care to protect the piece until the works are finalized.

PRE-FIXING ISSUES

- Upon receiving porcelain tiles it is essential to check if the tone, size and quality meet the required standards in advance, as well as assuring the lack of any visible surface defects. In case of facing any problems, our technical team will be able to study these when informed before laying the product.
- One must choose the proper tools for laying ceramic products (serrated edged comb, rubber mallet, suction cups, spreaders and clamps for laying, jointing rubber float, ...)
- Mix pieces from different boxes.

SUPPORT BASE PREPARATION

The support base for wall or floor for the tiles must be stable, dry, flat and it must have the adequate consistency. This base must never be too hot nor too cold and should be clean. One must not forget to clean any dust, grease or oil leftovers to facilitate an optimal adhesion.It is convenient to use slightly rough support bases, altering any excessively smooth leveling layer, in order to ensure greater adherence.

ADHESIVE CHOICE

The type of adhesive will be determined by the water absorption of each type of tile. In our case, it is advisable to employ the technique of placing a thin layer of cement adhesive of type C2.For formats larger than 30x30cm, we recommend the double-layer-adhesive. This technique involves the appliace of adhesive on the support base as well as on the tile; this technique is strongly recommended for outdoors.The bonding material must be applied with serrated edged comb to achieve a homogeneous adhesive distribution throughout the laying surface, even in the corners of the tile. A non-uniform adhesive layer will cause tensions on the tile, which will create an “eyebrow” effect. It is advisable to follow the instructions of the adhesives manufacturer, particularly for different cement-based bonding materials.

TILE INSTALLATION

The previous handling of the tiles, especially the rectified, must be done with utmost care to avoid scratches or chipping of the tiles. During the fixing process, the surface shall not be marked by graphite materials (pencils) or permanent markers, especially in the case of polished products to avoid potential cleaning problems. In the placement of tiles the use of at least 2mm spreaders is advisable. For locked placement, it is advisable to fix at a distance from 1/3 of the piece, never at half of the piece. In large format porcelain pieces (over 60cm of any of its sides) it is convenient to use leveling clips to ensure the flatness of the pieces (such as the Raimondi leveling system, although there may be other manufacturers recommended in the market).Ç

JOINTS AND GROUTS

The main functions of installation joints are: to absorb deformations of the support, to increase surface adhesion between the parts and the bonding material, and to improve the impermeability of the surface. It is necessary to respect the indications given below:

- Structural joints:** the construction project already takes into account the existence of these joints in the floor coverings. These must also abide when covering the joint with plastic trims.
- Perimeter joints:** it is always appropriate to provide these joints that isolate the tile and bonding material from any structural movements, avoiding tensions with them. Perimeter joints are normally hidden by the skirting board or the tile itself; they must have a width of 5 to 10 mm, and may be empty or filled with deformable material.
- Expansion joints:** allow deformations due to thermal and hygroscopic variations between tiles between the bonding material and the support base. Usually designed with a width of 5-8 mm and surfaces from 25 m2 (in sections of 5x5 m2) indoor and surfaces from 9 m2 (in sections of 3x3 m2) outdoors. These joints must be well executed, this means that they must be flexible, waterproof, well bonded and must reach the base support.

- Installation joints:** those between tiles. Before grouting these must be empty, without any bonding materials. It is not recommended to fix any floor without joints, advising a minimum joint of 2-3 mm The grout used in installation joints must be applied with a rubber float. The market offers a wide range of grouts, which are suitable for each type of tile and temperature as specified by the manufacturer of the grout, in which the type of product to be used, colors and waiting time before grouting should be recommended.

Before grouting, it is advisable to test a small area of the part to determine whether the chosen grout affects or stains the surface of the piece. In this case, one should contact the grout manufacturer. Ask the manufacturer for a suitable cleaner for this type of grip material. A bonding material with a thin granulometry is desirable in order to avoid scratches on the tile during its placement.

CONSEJOS DE COLOCACIÓN

CUIDADOS A SEGUIR DURANTE LA CONSTRUCCIÓN

Nuestros productos se pueden considerar acabados finales en la construcción, por ello es recomendable ser colocados sólo cuando el resto de los trabajos constructivos hayan finalizado (estructuras, mampostería, solados, techos, instalaciones,...) y en especial los productos porcelánicos para suelos. De este modo se minimizarán los daños que pueden experimentar el producto cerámico por haber sido colocados demasiado pronto. Cuando los productos porcelánicos son colocados antes de finalizar la construcción hay que tener especial cuidado para proteger la pieza hasta que se ponga en servicio normal de utilización.

CUESTIONES PREVIAS A LA COLOCACIÓN

- Al recibir los productos cerámicos es importante previamente comprobar si el tono, calibre y calidad son los requeridos, así como la existencia de defectos superficiales visibles.

- Hay que elegir las herramientas y útiles adecuados para la colocación de los productos cerámicos (llana metálica dentada, maza de goma, ventosas, crucetas y grapas para la colocación, llana de goma para rejuntar, ...)

- Hay que mezclar piezas de varias cajas.

PREPARACIÓN DEL SOPORTE

El fondo o soporte para pared o suelo sobre el que se colocarán las baldosas debe estar estable, seco, nivelado o aplomado con la consistencia adecuada, no debiendo estar ni helado ni excesivamente caliente y limpio sin restos de polvo, grasa o aceite. Es conveniente disponer de soportes rugosos alterando los soportes excesivamente lisos o la propia capa de nivelación ligeramente para garantizar mayor adhesión.

ELECCIÓN DEL ADHESIVO

La elección del tipo de adhesivo vendrá determinada por la absorción del agua de cada tipo de baldosa. En nuestro caso, se aconseja emplear la técnica de colocación en capa fina con el uso de Adhesivos Cementosos tipo C2. Para grandes formatos superiores a 30x30cm, se recomienda la técnica de colocación de doble encolado, esto es, aplicar adhesivo sobre el soporte y en la baldosa, en especial en exteriores.

El material de agarre debe aplicarse con una llana dentada para conseguir una distribución del adhesivo homogénea por toda la superficie de colocación incluso en las esquinas de la baldosa, presionando la baldosa sobre el adhesivo todavía fresco. De no ser uniforme la capa de adhesivo provocará tensiones en la baldosa que generan a la larga el efecto “ceja”. Es conveniente seguir las instrucciones del fabricante de adhesivos, en especial para los soportes diferentes de base cementosa.

COLOCACIÓN DE LAS BALDOSAS

La manipulación previa de las baldosas, en especial las rectificadas, ha de realizarse con el máximo cuidado, para evitar despuntados, rayas o desconchados en su superficie. Durante la colocación, no deberá marcarse la superficie de utilización del material con lápices (grafito) o rotuladores indelebles, especialmente en el caso de los productos pulidos para evitar posibles problemas de limpieza de los mismos. En la colocación de las baldosas se recomiendo el uso de crucetas de al menos 2 mm. En colocación trabada es aconsejable la colocación a una distancia de 1/3 de la pieza, nunca a la mitad de la pieza. En pavimentos de grandes formatos (mayores de 60 cm en alguno de sus lados) es conveniente el uso de grapas de colocación para garantizar la planitud de las piezas (se recomienda el modelo de la marca RAIMONDI, aunque puede haber otros fabricantes en el mercado).

LAS JUNTAS Y REJUNTADOS

Las principales funciones de las juntas de colocación son: absorber deformaciones del soporte, aumentar la superficie de adherencia entre las piezas y el material de agarre, y mejorar la impermeabilidad de la superficie. Es conveniente respetar las juntas que se indican a continuación:

- Juntas estructurales:** el proyecto constructivo ya tiene prevista la existencia de estas juntas en el solado que se deben respetar también al colocar las baldosas y éstas se deben recubrir con materiales deformables.

- Juntas perimetrales:** siempre es conveniente prever estas juntas que aíslan la baldosa y al adhesivo de los movimientos de otros elementos estructurales constructivos como paredes-suelos, pilares o puertas-ventanas, evitando tensiones con ello. Normalmente quedan ocultas por el rodapié o la propia baldosa, deben tener una anchura de 5 a 10 mm, y pueden quedar vacías o rellenas de material deformable.

- Juntas de dilatación:** permiten las deformaciones por variaciones térmicas e higroscópicas entre baldosas, adhesivo y soporte. Normalmente se diseñan con una anchura mínima de 5 a 8 mm y en superficies a partir de 25 m2 (en paños de 5x5 m2) en interiores y en superficies a partir de 9 m2 (en paños de 3x3 m2) en exteriores. Estas juntas deben estar bien ejecutadas, esto es, ser flexibles, impermeables, bien adheridas y llegar hasta el soporte base.

- Juntas de colocación:** son las existentes entre baldosa y baldosa. Antes del rejuntado estas juntas deben estar vacías, por tanto sin materiales de agarre de la construcción. Se desaconseja una colocación a junta unida o a “testa” aconsejándose una junta mínima de 2-3 mm.

El material de rejuntado que se utiliza en las juntas de colocación se debe aplicar con una llana de goma. En el mercado existe una amplia gama de materiales de rejuntado, que se adecua a cada tipo de baldosas y ambiente según especificaciones del fabricante del material de rejuntado en las que se debe recomendar el tipo de producto a emplear, colores y tiempo de espera hasta el comienzo del rejuntado. Antes del rejuntado, es conveniente probar en un área pequeña de la pieza para determinar si la lechada elegida decolora o mancha la superficie de la pieza, en cuyo caso hay que contactar con el fabricante del material de rejuntado. Pedirle al fabricante del rejunte un limpiador adecuado para este tipo de material de agarre. Es conveniente que la granulometría del material de rejuntado sea fina, para evitar posibles rayas en la baldosa en su colocación.

GENERAL CONDITIONS OF SALE

1. REGULATIONS FOR CONTRACTING

The general conditions of sale here detailed, except for any possible modifications or exceptions agreed in writing, shall govern all sale contracts concluded between APAVISA PORCELANICO S.L (hereinafter the Seller) and the Buyer. Any variations of the general conditions of sale, offers, transactions, credits or discounts, agreed by the Agents or other intermediaries of the Seller, will not be considered valid without the written confirmation of staff at the Seller’s Head Office.

2. PURCHASE AND SUPPLY ORDERS

Only purchase orders received in writing will be valid, these being subject to the acceptance of the Seller by Order Confirmation. The supply shall include only the services, materials and quantities specified in the Order Confirmation or in other written communications by the Seller.

Should there be any differences in the request for order or Purchase Order, the Order Confirmation or pro forma invoice is to be considered the only valid document. A Partial Confirmation of the Order communicated in writing by the Seller means that the approval is partial and does not entail or imply confirmation of the rest of the requested order.

3. DELIVERY

Unless expressly ag

reed otherwise, the place of loading and the terms of sale of the Seller shall be indicated in the invoice and the delivery conditions will be “Ex Works” according to the INCOTERMS rules of the International Chamber of Commerce.

In any case, the full responsibility for deterioration, breakage or loss of product during the loading and transportation shall be borne by the Buyer.

The buyer must verify the integrity of the merchandise within a maximum period of 24 hours from receipt. Any broken or missing material communicated subsequently shall be understood as neither attributable to nor the responsibility of the Seller.

The costs for the return of the merchandise due to any errors or causes beyond the responsibility or control of the Seller, shall be fully borne by the Buyer.

4. DELIVERY TERMS

The delivery term shall be agreed by the contracting parties. Provided that special clauses have not been included, the delivery term will be for information purposes only and will not be understood as mandatory or a binding condition.

Any event of force majeure will interrupt the delivery term while the event lasts. If, as a result of force majeure, the contract cannot be executed within 60 days of the date agreed upon, each party shall be entitled to terminate the contract. In such case, the declaration of termination must be sent to the other party by registered letter with return receipt within 10 days from the expiry of said period of 60 days, excluding any reciprocal rights to compensation or reparation of damages suffered.

5. PRICES AND PAYMENTS

The valid price will be established by the Seller’ in the corresponding invoice.

The place of Payment is set at the Seller’s registered address in Spain.

Payment shall be made in the manner and the terms established by the Seller in the invoice for the sale of the merchandise.

The delay in the payment of the invoices issued, even if it were partial, exceeding the agreed maturity, will immediately accrue a default interest, calculated according to the legal interest of the money calculated annually in Spain with an increase of 6 basic points. In addition, the non-payment or delay in the payment of all or part of the invoices - whatever the reason - will entitle the Seller to request the advance payment for the outstanding supplies and / or to proceed with the termination of the contract, which will release the latter from the obligation to comply with other possible contractual obligations, and will be likewise entitled to cancel the supply of other possible pending orders, without the Buyer being able to request any type of compensation from the Seller.

6. GUARANTEE

The materials supplied meet the quality requirements established in the current standards EN-14411 and UNE-EN-ISO 10545. Quality assurance is limited to first quality materials, with a maximum allowable tolerance of approximately 5% (five percent). Any guarantee in respect of defects in second or third quality materials or special sale lots is expressly excluded.

Any claims for defects shall be necessarily notified by registered letter sent to the Seller’s registered office, made before the material is mounted and, in any case, within 10 days from receipt of the material.

Any claims of installed material will not be accepted. Any claims for visible or hidden defects will not be valid once the material has been installed and the Guarantee will be automatically invalidated. It is the Buyer’s responsibility to check that the material is in perfect condition before installing it.

The Guarantee includes only the cleaning and / or repair of material and, failing that, the return of the material with manufacturing defects, which do not comply with the current technical standards EN-14411 and UNE-EN-ISO 10545, excluding any other obligation of the Seller. The Quality Guarantee will cover any defects of the material, exclusively when these are derived from the manufacturing process. Likewise, the Seller is exempt from liability arising from any deficiencies or defects of the product due to other causes, besides the manufacturing process.

Any possible claims on the material will not give the Buyer any right to interrupt or delay, totally or partially, the payment that will have to be made within the established deadlines.

7. ARBITRATION CLAUSE

Any dispute arising in respect of the product of the Seller and the guarantee thereof, including, without limitation, any damages that are not solved amicably between the parties, shall be submitted to arbitration. The arbitration proceedings will be held before an arbitrator. The arbitration proceedings will be conducted in accordance with the rules and regulations of the Court of Arbitration, located in the Chamber of Commerce of Castellón (Spain). All parties unconditionally accept the provisions of this paragraph.

8. PROHIBITION TO EXPORT

Except in the case of other specific agreements, the Buyer shall not export the materials supplied by our Company, or transfer them to any companies or individuals for the purpose of exportation.

9. VALIDITY OF GENERAL CONDITIONS OF SALE

The aforementioned general conditions of sale are an integral part of the sale agreement and to all effects are binding for the Seller and the Buyer, moreover they faithfully represent the contractual will of the parties. The Buyer declares his specific approval.

The confirmation of the Order or Pro forma invoice by the Buyer, implies the acceptance of the general conditions of sale.

APAVISA PORCELÁNICO S.L. assumes no liability for any printing errors. The technical characteristics contained in this catalog are mean values of our products. To carry out any orders that are requested consultations with the technical characteristics of the particular model to APAVISA PORCELANICO S.L. All features and specifications are based on information available at the time of printing this folder and may be changed without notice, according to market conditions, technological innovations and/or any other factor, without incurring any liability.

CONDICIONES GENERALES DE VENTA

1. REGLAMENTACIÓN PARA CONTRATAR

Las condiciones generales de venta aquí detalladas, excepto las posibles modificaciones o excepciones acordadas por escrito, regirán todos los contratos de venta celebrados entre APAVISA PORCELANICO S.L (en adelante, el Vendedor) y el Comprador. Cualquier variación de las condiciones generales de venta, ofertas, transacciones, créditos o descuentos, acordados por los Agentes u otros intermediarios del Vendedor, no se considerarán válidos sin la confirmación por escrito del personal de la Oficina Central del Vendedor.

2. PEDIDOS DE COMPRA Y SUMINISTRO

Solo las órdenes de compra recibidas por escrito serán válidas, y estarán sujetas a la aceptación del Vendedor mediante la Confirmación de la Orden. El suministro incluirá solo los servicios, materiales y cantidades especificados en la Confirmación del pedido o en otras comunicaciones escritas por parte del Vendedor. Si hubiera alguna diferencia en la solicitud de pedido o en la Orden de compra, la confirmación del pedido o la factura pro forma se considerarán el único documento válido. Una confirmación parcial del pedido comunicada por escrito por el vendedor significa que la aprobación es parcial y no implica ni implica la confirmación del resto del pedido solicitado.

3. ENTREGA

A menos que se acuerde expresamente lo contrario, el lugar de carga y los términos de venta del Vendedor se indicarán en la factura y las condiciones de entrega serán “Ex Works” de acuerdo con las reglas de INCOTERMS de la Cámara de Comercio Internacional. En cualquier caso, la responsabilidad total por el deterioro, rotura o pérdida del producto durante la carga y el transporte correrá a cargo del Comprador. El comprador debe verificar la integridad de la mercancía dentro de un período máximo de 24 horas desde la recepción. Cualquier material roto o faltante comunicado posteriormente se entenderá como no atribuible ni responsabilidad del Vendedor. Los costos de la devolución de la mercancía debido a cualquier error o causas ajenas a la responsabilidad o control del Vendedor, correrán a cargo del Comprador.

4. TÉRMINOS DE ENTREGA

El plazo de entrega será acordado por las partes contratantes. Siempre que no se hayan incluido cláusulas especiales, el plazo de entrega será solo para fines informativos y no se entenderá como obligatorio ni obligatorio. Cualquier evento de fuerza mayor interrumpirá el plazo de entrega mientras dure el evento. Si, como resultado de fuerza mayor, el contrato no puede ejecutarse dentro de los 60 días de la fecha acordada, cada parte tendrá derecho a rescindir el contrato. En tal caso, la declaración de terminación debe enviarse a la otra parte por carta certificada con acuse de recibo dentro de los 10 días posteriores a la expiración de dicho período de 60 días, excluyendo cualquier derecho recíproco de compensación o reparación de daños sufridos.

5. PRECIOS Y PAGOS

El precio válido será establecido por el Vendedor en la factura correspondiente. El lugar de pago se establece en la dirección registrada del vendedor en España.El pago se realizará de la manera y los términos establecidos por el Vendedor en la factura por la venta de la mercancía. El retraso en el pago de las facturas emitidas, incluso si fuera parcial, superando el vencimiento acordado, devengará inmediatamente un interés de demora, calculado de acuerdo con el interés legal del dinero calculado anualmente en España con un aumento de 6 puntos básicos. Además, la falta de pago o la demora en el pago de la totalidad o parte de las facturas, sea cual sea el motivo, dará derecho al Vendedor a solicitar el pago por adelantado de los suministros pendientes y / o proceder con la terminación del contrato, que eximirá a este último de la obligación de cumplir con otras posibles obligaciones contractuales, y también tendrá derecho a cancelar el suministro de otros posibles pedidos pendientes, sin que el Comprador pueda solicitar ningún tipo de compensación al Vendedor.

6. GARANTÍA

Los materiales suministrados cumplen los requisitos de calidad establecidos en las normas actuales EN-14411 y UNE-EN-ISO 10545. El aseguramiento de la calidad se limita a los materiales de primera calidad, con una tolerancia máxima permitida de aproximadamente el 5% (cinco por ciento). Se excluye expresamente cualquier garantía con respecto a defectos en materiales de segunda o tercera calidad o lotes de venta especial. Cualquier reclamo por defectos se notificará necesariamente mediante una carta certificada enviada a la oficina registrada del Vendedor, hecha antes de que se monte el material y, en cualquier caso, dentro de los 10 días posteriores a la recepción del material. No se aceptarán reclamaciones de material instalado. Cualquier reclamo por defectos visibles u ocultos no será válido una vez que se haya instalado el material y la Garantía se invalidará automáticamente. Es responsabilidad del Comprador verificar que el material esté en perfectas condiciones antes de instalarlo. La Garantía incluye solo la limpieza y / o reparación de material y, en su defecto, la devolución del material con defectos de fabricación, que no cumplan con las normas técnicas actuales EN-14411 y UNE-EN-ISO 10545, excluyendo cualquier otra obligación del vendedor. La Garantía de Calidad cubrirá cualquier defecto del material, exclusivamente cuando se derive del proceso de fabricación. Asimismo, el Vendedor está exento de responsabilidad derivada de cualquier deficiencia o defecto del producto debido a otras causas, además del proceso de fabricación. Cualquier posible reclamo sobre el material no le dará al Comprador ningún derecho de interrumpir o retrasar, total o parcialmente, el pago que deberá realizarse dentro de los plazos establecidos.

7. ARBITRAJE

Cualquier disputa que surja con respecto al producto del Vendedor y la garantía del mismo, incluidos, entre otros, los daños que no se resuelvan amigablemente entre las partes, se someterán a arbitraje. El procedimiento de arbitraje se llevará a cabo ante un árbitro. Los procedimientos de arbitraje se llevarán a cabo de conformidad con las normas y reglamentos de la Corte de Arbitraje, ubicada en la Cámara de Comercio de Castellón (España). Todas las partes aceptan incondicionalmente las disposiciones de este párrafo.

8. PROHIBICIÓN A LA EXPORTACIÓN

Excepto en el caso de otros acuerdos específicos, el Comprador no exportará los materiales suministrados por nuestra Compañía, ni los transferirá a ninguna compañía o individuo con el propósito de exportarlos.

9. VALIDEZ DE LAS CONDICIONES GENERALES DE VENTA

Las condiciones generales de venta mencionadas anteriormente son una parte integral del acuerdo de venta y, a todos los efectos, son vinculantes para el Vendedor y el Comprador, además representan fielmente la voluntad contractual de las partes. El comprador declara su aprobación específica. La confirmación del pedido o factura pro forma por parte del comprador implica la aceptación de las condiciones generales de venta.

APAVISA PORCELÁNICO S.L. no asume ninguna responsabilidad por posibles errores de impresión. Las características técnicas que constan en el presente catálogo son valores medios de nuestros productos. Para la realización de cualquier pedido se solicita que sean consultadas las características técnicas del modelo en concreto a APAVISA PORCELÁNICO S.L. Todas las características y especificaciones técnicas están basadas en la información disponible en el momento de la impresión de la presente carpeta y podrán ser modificadas sin previo aviso, de acuerdo a las circunstancias del mercado, innovaciones tecnológicas y/o cualquier otro factor, sin incurrir en ningún tipo de responsabilidad.



APAVISA

www.apavisa.com

Ctra. Castellón – San Juan de Moró, hm.7,5
12130 SAN JUAN DE MORÓ (Castellón) Spain
Tel. +34 964 701 120 - Export Fax +34 964 701 067 - Fax Nacional 964 701 195
info@apavisa.com

*The product may have variations in tone due to the manufacturing process. Ask about specific product before delivery.
Photographs may present color variations with respect to the actual product. Ask about specific product before delivery.*

*APAVISA PORCELANICO S.L. assumes no liability for any printing errors. The technical characteristics contained in this catalog are mean values of our products.
To carry out any orders that are requested consultations with the technical characteristics of the particular model to APAVISA PORCELANICO S.L.*

All features and specifications are based on information available at the time of printing this catalog and may be changed without notice, according to market conditions, technological innovations and / or any other factor, without incurring any liability.

*El producto puede presentar variaciones de tono derivadas de proceso de fabricación. Realizar consulta de un producto específico antes del suministro.
Las fotografías editadas pueden presentar variaciones cromáticas respecto al producto real. Realizar consulta de un producto específico antes del suministro.*

APAVISA PORCELANICO S.L. no asume ninguna responsabilidad por posibles errores de impresión. Las características técnicas que constan en el presente catálogo son valores medios de nuestros productos. Para la realización de cualquier pedido se solicita que sean consultadas las características técnicas del modelo en concreto a APAVISA PORCELANICO S.L.

Todas las características y especificaciones técnicas están basadas en la información disponible en el momento de la impresión del presente catalogo y podrán ser modificadas sin previo aviso, de acuerdo a las circunstancias del mercado, innovaciones tecnológicas y/o cualquier otro factor, sin incurrir en ningún tipo de responsabilidad.