

KUNA[®] Project

Concept washbasins
for contemporary public
bathrooms



Office | Hotel | Mall | Airport | Stadium | School | Nursery | Hospital

Office | Hotel | Mall | Airport | Stadium | School | Nursery | Hospital

WASHBASINS CONCEPTS FOR CONTEMPORARY PUBLIC AND PRIVATE BATHROOMS

Be different! Choose design! Choose KUMA!

We are proudly presenting KUMA - leading manufacturer and exporter of high-quality bathroom concepts (washbasins, countertops), with production facilities in both Denmark and Romania. We have over 40 years of experience in the industry, upholding the quality of our products, which is also attested by the ISO 9001:2015-UKAS certification.

KUMA & our partners come with a solid expertise in the composite industry, managing a lean production facility. Our know-how in marketing and sales are especially tailored for projects and we constantly strive to bring a wealth of knowledge to this market by satisfying the ever-expanding requirements of our customers.

KUMA ROMANIA works alongside important contractors in developments for office buildings/hotels/schools or other public buildings and together we promote the innovative line of KUMA public washbasins made from composite materials.

Our range of products is vast and perfectly fits diverse bathroom concepts or architectural visions: from futuristic, to classical. Our models combine creativity and functional design, without compromising the high quality of each product.

The KUMA technology means continuous casting between basin and countertops, which brings advantages to installing, maintenance and design.

Our washbasin collections have CE certifications in compliance with EN14688-2015 and for each group of material we provide DOP –Declaration of Performance; we are currently supplying the top international brands in Europe and exporting our products to more than 30 countries.

When it comes to new products KUMA is forward thinking and constantly seeks to innovate in order to anticipate future trends. We are looking at new legislations and regulations, along with trends and fashions around the world to ensure that our product range meets our customers' evolving needs and desires.

www.kumaromania.ro
www.kuma.dk

Tailor-made
dimensions

More than 90
basin shapes

8 material types,
more than 50 shades

Natural, high resistant
materials

High-quality
products


Easy mounting
& maintenance

Content

WASHBASINS CONCEPTS FOR CONTEMPORARY PUBLIC AND PRIVATE BATHROOMS

KUMA serves the market of hotel, residential and commercial projects, offering both custom-made washbasin solutions and standard variants, suitable for any budget. KUMA concepts for public bathroom washbasins are the optimal solution for any objective that requires made-to-measure products, ensuring a rigorous use of space, an elegant, minimalist, timeless design and maximizing the aspects related to functionality and easily reflected in installation, use and maintenance.

Office



Hotel



www.kumaromania.ro
www.kuma.dk

**Nursery
Hospital**



**Mall
Airport
Stadium**




**School
Kindergarten**



Office

KUNDA®





Project: Office building - Bucharest

KUMA basin model	Taps / washing posts	Basin dimensions	Material	Colour / finish	Frames / height (cm)	Accessories
ONE 200	3 (max 4)	Length = 200cm Wide = 50cm	KUMA RECTOR - Solid surface (natural powder minerals mixed with acrylic resins)	White / Black semigloss, satin	Cast frontal and lateral sides frames / H 20cm	not requested

Office

KUNA®





Project: Office building - Bucharest

KUMA basin model	Taps / washing posts	Basin dimensions	Material	Colour / finish	Frames / height (cm)	Accessories / special features
NOVO 50/38 multiple basins	1 per each basin	Length = 50cm Wide = 38cm	KUMA composite marble (80% marble powder mixed with polyester resin)	White / semigloss, satin	Separate frontal and lateral sides frame /H 30 cm	Paper tissue dispenser Garbage hole

Office

KUNA[®]





Project: Office building - Bucharest

KUMA basin model	Taps / washing posts	Basin dimension	Material	Colour / finish	Frames / height (cm)	Accessories
RENO 234	4	Length = 234cm Wide = 50cm	KUMA RECTOR - Solid surface (natural powder minerals mixed with acrylic resins)	White / semigloss, satin	Cast frontal and lateral sides frames / H 20cm	Garbage holes KUMA 7 system & special coverage for the drainage
RENO 294	5	Length = 294cm Wide = 50cm				

Office

KUNA®





Project: Office building - Bucharest

KUMA basin model	Taps / washing post	Basin dimensions	Material	Colour / finish	Frames / height (cm)	Accessories
SQUARE 160	2 (max 3)	Length = 160cm Wide = 50cm	KUMA composite marble (80% marble powder mixed with polyester resin)	White / semigloss, satin	Cast frontal and lateral sides frames / H 20cm	Garbage holes Soap dispensers

Office

KUNA[®]





Project: Office building - Bucharest

KUMA basin model	Taps / washing post	Basin dimensions	Material	Colour / finish	Frames / height (cm)	Accessories
SQUARE 160	2 (max 3)	Length = 160cm Wide = 50cm	KUMA composite marble (80% marble powder mixed with polyester resin)	White / semigloss, satin	Cast frontal and lateral sides frames / H 20cm	Garbage holes Soap dispensers
SQUARE 100	1 (max 2)	Length = 100cm Wide = 50cm				

Office

KUNA[®]





Project: Office building - Bucharest

KUMA basin model	Taps / washing posts	Basin dimensions	Material	Colour / finish	Frames / height (cm)	Accessories
SQUARE 70 multiple basins	1 per each basin	Length = 70cm Wide = 50cm	KUMA composite marble (80% marble powder mixed with polyester resin)	White / semigloss, satin	Cast frontal frame / H 20 cm	not requested

Office

KUNA®





Project: Office building - Bucharest

KUMA basin model	Taps / washing posts	Basin dimensions	Material	Colour / finish	Frames / height (cm)	Accessories
SQUARE 200	3 (max 4)	Length = 200cm Wide = 50cm	KUMA composite marble (80% marble powder mixed with polyester resin)	White / semigloss, satin	Cast frontal and lateral sides frames / H 20cm	Garbage holes Supplementary frames H35cm

Office

KUNA[®]





Project: Office building - Bucharest

KUMA basin model	Taps / washing post	Basin dimensions	Material	Colour / finish	Frames / height (cm)	Accessories / special features
CIRKLE 38 multiple basins	1 per basin	Length/ Wide Ø 38 cm	KUMA RECTOR - Solid surface (natural powder minerals mixed with acrylic resins)	Galaxy / semigloss, satin	NO frame	Garbage hole/ Other basin dimensions available: CIRKLE 32 CIRKLE 35

Mall

KUNDA®





Project: Sun Plaza / Mall/ Bucharest

KUMA basin model	Taps / washing post	Basin dimensions	Material	Colour / finish	Frames / height (cm)	Accessories / special features
CIRKLE 38 multiple basins	1 per basin	Length/ Wide Ø 38 cm	KUMA composite marble (80% marble powder mixed with polyester resin)	White/ semigloss, satin	Cast frontal frame/ H15 cm	Other basin dimensions available: CIRKLE 32 CIRKLE 35

Hotel

KUNA[®]






Project: HILTON Otopeni / hotel / Bucharest

KUMA basin model	Taps / washing post	Basin dimensions	Material	Colour / finish	Frames / height (cm)	Accessories / special features
ZURA 52/36 multiple basins	1 per basin	Length = 52cm Wide = 36cm	KUMA composite marble (80% marble powder mixed with polyester resin)	White / semigloss, satin	Cast frontal frame / H 20cm	Other basin dimensions available: ZURA 42/30 ZURA 72/36

Hotel
KUNA®





Project: HILTON Otopeni / hotel / Bucharest

KUMA basin model	Taps / washing posts	Basin dimensions	Material	Colour /finish	Frames / (cm)	height	Accessories / special features
TRAPA 50	1 per basin	Length = 50cm Wide = 30cm	KUMA composite marble (80% marble powder mixed with polyester resin)	White / semigloss, satin	Cast frontal frame / H 15cm		KUMA LED System – mounted behind frame

Hotel

KUNA®






Project: RINA / hotel / Sinaia

KUMA basin model	Taps / washing posts	Basin dimensions	Material	Colour /finish	Frames / (cm) height	Accessories / special features
TRAPA 50	1 per basin	Length = 50cm Wide = 30cm	KUMA composite marble (80% marble powder mixed with polyester resin)	White / semigloss, satin	Cast frontal frame / H 15cm	No

Hotel
KUNA®






Project: UNION Plaza / hotel / Bucharest

KUMA basin model	Taps / washing posts	Basin dimensions	Material	Colour / finish	Frames / height (cm)	Accessories / special features
PRIMA-7 53/30	1 per basin	Length = 53cm Wide = 30cm	KUMA PEARL (mix of mother of shell, powder marble and polyester resin)	PEARL White / semigloss, satin	Cast frontal frame / H 5cm	KUMA 7 - special design drainage system

Hotel

KUNDA®





Project: PRIVO / hotel / Targu Mures

KUMA basin model	Taps / washing posts	Basin dimension	Material	Colour / finish	Frames / height (cm)	Accessories
MONOBLOCK SLIP CUSTOM	1	Length/Wide L57.5x56.5cm or at request	KUMA RECTOR - Solid surface (natural powder minerals mixed with acrylic resins)	White / semigloss, satin	Monobloc / H 85cm	KUMA hidden special drainage system

Hotel
KUNA®





Project: City Residence/ hotel / Sibiu

KUMA basin model	Taps / washing posts	Basin dimension	Material	Colour / finish	Frames / height (cm)	Accessories/ special features
ZOOM SQ50 G1 CUSTOM	1 - left side	Length = 50cm Wide = 30cm	KUMA RECTOR - Solid surface (natural powder minerals mixed with acrylic resins)	White / semigloss, satin	Custom frontal frame/ H 20cm	Towel cutting 28x3 cm/ Washbasin & countertop in one piece

Mall

KUNA[®]





Project: MALL in Denmark

KUMA basin model	Taps / washing posts	Basin dimension	Material	Colour / finish	Frames / height (cm)	Accessories
DIVINE 7 multiple basins	1 per each basin	Length/Wide Ø 35 cm	KUMA RECTOR - Solid surface (natural powder minerals mixed with acrylic resins)	White / semigloss, satin	Custom island shape	KUMA 7 special design drainage system



KUNA[®]

Mall



Project: MALL in Denmark

KUMA basin model	Taps / washing posts	Basin dimension	Material	Colour / finish	Frames / height (cm)	Accessories
ZURA CUSTOM	4	Length/Wide at request L max 300cm	KUMA RECTOR - Solid surface (powder minerals mixed with acrylic resins)	White / semigloss, satin	Cast frontal and lateral sides frames / H 20cm	KUMA hidden special drainage system

Airport

KUNDA®





Project: Henri Coanda International Airport / airport/ Bucharest

KUMA basin model	Taps / washing posts	Basin dimensions	Material	Colour / finish	Frames / height (cm)	Accessories / special features
C TYPE multiple basins	1 per each basin	Length = 51cm Wide = 29cm	KUMA composite marble (80% marble powder mixed with polyester resin)	White-grey* / semigloss, satin *grey insertion is aleatory	Cast frontal frame / H 15cm	Fixing system with KUMA white marble brackets

Hospital

KUNA[®]





Project: Queen Maria / Hospital/ Bucharest

KUMA basin model	Taps / washing posts	Basin dimensions	Material	Colour / finish	Frames / height (cm)	Accessories / special features
CIRKLE 38 multiple basins	1 per each basin - right side	Length/ Wide Ø 38 cm	KUMA RECTOR – Solid surface (natural powder minerals mixed with acrylic resin)	White / semigloss, satin	Cast frontal frame / H 20cm	Monoblock legs/ Other basin dimensions available: CIRKLE 32 CIRKLE 35

School
KUNDA[®]





Project: OLGA GUDYNN / kindergarden / Bucharest

KUMA basin model	Taps / washing posts	Basin dimensions	Material	Colour / finish	Frames / height (cm)	Accessories / special features
TYPE C multiple basins	1 per each basin	Length = 51cm Wide = 29cm	KUMA RECTOR – Solid surface (natural powder minerals mixed with acrylic resin)	Orange / semigloss, satin	Cast frontal frame / H 20cm	Curve shaped countertop

Accessories & others

ACCESORIES FOR WASHBASINS CONCEPTS - PUBLIC AND PRIVATE BATHROOMS



TOWEL CUTTING



TISSUE DISPENSER



CUTTING FOR TRASH BIN



TAP & SOAP DISPENSER



INTEGRATED LED SYSTEM



POP-UP STRAINER



TISSUE DISPENSER



TRASH BIN



SENSOR TAP



LEFT BRACKET



POP-UP STRAINER



DESIGN SIPHON



TRASH BIN



SOAP DISPENSER



RIGHT BRACKET



Producer of custom bathroom concepts in composite materials

No.85 Stupini Street, Banesti,
Prahova county, 107050
ROMANIA

Email:office@kumaromania.ro
project@kumaromania.ro



EN 14688:2015



Intertek



014

