

hansgrohe

Ideas for the kitchen



Experience beautiful moments with water

The new meaning of home

Over the past year, many of us have come to realise the importance of home providing a place of relaxation and retreat. As a company, we know we are providing something truly fundamental to our customers: a home filled with beauty and quality, a place of escape from the outside world. Whatever happens, we are – and always will – be by your side.


Innovations to make you feel good

This year, discover a new range of products to enhance your kitchen. Under our guiding principles of **innovation, design, quality,** and **responsibility,** we have developed exciting new additions for your home. There's a product to answer every need, and a solution for every lifestyle. Aqittura M91 will help you in your quest for sustainability, providing filtered, mineralised, carbonised and chilled water, so you can forgo bottled water altogether. Zesis M33 is a minimalist kitchen tap, offering outstanding features and excellent value. Finally, the Aquino Select M81 is a sleek all-in-one tap concept, bringing a brand new workflow to the kitchen.

Designed for people

hansgrohe is a brand for life. Whether you are looking for a moment of calm or refreshment, everything we make is designed to make life easier. Our products are not one-off ideas but comprehensive solutions, destined to become integral to everyday life. It's this that defines our brand: our focus on people.





Our principles – your enjoyment



Driven by innovation

At hansgrohe, your needs come first. As a leading company in our industry, we are constantly striving to answer the demands of everyday life with new technical developments in the kitchen. We believe every part of a product is important, from the look and functionality to the quality of the materials we use. This attention to detail is reflected in over 15,000 active patents, and the result for you is more comfort, safety and pleasure in your kitchen.

Design – developing excellence

Elegant functionality appeals to both the heart and mind, and it's something you can rely on with hansgrohe. Our products are consistently award-winning, outlasting fads and instead providing long-lasting value, whether they are found in your home or a world famous hotel.

With over 30 years of collaboration with Phoenix Design, hansgrohe is a design leader within the industry, with more than 600 awards collected for our achievements.





Quality – the highest standards for the longest product life



Install a hansgrohe product, and you know you'll be able to enjoy it for years to come. Offering customers the highest quality at all times is a fundamental part of our philosophy. We have been manufacturing bathroom and kitchen products for over 120 years, and we are proud of our intensive quality control processes, practiced around the world.

We offer a voluntary 5 year guarantee, as well as a guaranteed 15 year parts availability after product discontinuation

*This guarantee applies to all hansgrohe products, with the exception of the products listed under II b on [hansgrohe.com/guarantee](https://www.hansgrohe.com/guarantee).

Taking responsibility – acting sustainably

We focus on three areas of accountability: responsible management, social action and ecological awareness. We believe this is the only way to be successful, both now and in the future.

This is something we put into practice worldwide, and have been doing so for many years. This includes ensuring we have an environmentally conscious production process, and mindfully employ people and other resources.

At Hansgrohe, we are in the process of taking giant steps forward to help minimise climate change. By 2030, our aim is to make the entire company, including our products, climate neutral. To implement this, we carefully choose our raw materials, packaging and logistics based on their climate impact.



Making food preparation a pleasure

The kitchen is the heart of your home – the place where you most need comfort, design and efficiency. That's why we're always developing new ideas to improve your space. Our sophisticated technology and ergonomic solutions make your work in the kitchen easier than ever.



Welcome to the ComfortZone

Whether high, swivelling or extendable – with ComfortZone you have more freedom of movement and space. The ability to swivel the spout is especially practical, making switching between different sinks or washing different items easier than ever.



Your workflow made easy

For hansgrohe taps with pull-out functionality, the innovative sBox keeps things neat around your sink. The hose slides smoothly and quietly back into the sBox, which is inconspicuously installed under the sink. This allows the tap to be extended up to 76cm, extending the working radius of your sink beyond the standard 50cm, and allowing for easy filling of large containers and plant watering. It's efficient multitasking at its best.



Technologies that inspire

The best products are the ones that enrich people's lives - and sometimes, it is the smallest technologies that make the difference. There's Select technology, which is just one button that brings a whole new ease of use to your home. Or QuickClean, a clever and time-saving anti-limescale solution. hansgrohe technologies make your kitchen more enjoyable to use and easier to clean.



Adaptable to every situation

With kitchen windows that open inwards, conventional taps often get in the way. A hansgrohe tap with TiltFunction solves this problem. It can be easily lifted and lowered, so that the window can be opened and shut easily.



Low pressure solutions

Kitchen taps equipped with LowPressure technology can be used at sinks with a water pressure of just 0.2 bar. A low pressure fitting for cold water pipes with boiler/heat storage.



The right tool for the job

From filling a vase to washing delicate fruit, there are a lot of different tasks that are performed at the sink. That is why we offer taps with a variety of different spray types, so you can switch to the right choice for the right task quickly and easily.



Laminar spray

Crystal clear water spray without added air, which prevents splashing and is ideal for filling large containers, like vases, quickly.



Normal spray

Fuller, lighter and softer droplets from an aerated spray, thanks to AirPower technology.



Shower spray

A gently water-saving cleaning spray, ideally suited for rinsing the sink.



SatinFlow spray

A gentle, flat water spray that does not splash, it is highly efficient and conserves resources.

Sinks

- 14 Stainless steel S71
- 18 Stainless steel S41
- 20 SilicaTec S51

Kitchen taps

- 24 Aquino Select M81
- 28 Metris M71
- 32 Talis M51
- 36 Talis M52
- 38 Talis M54
- 42 Focus M41
- 44 Focus M42
- 46 Zesis M33
- 50 Logis M31
- 52 Logis M32
- 54 Vernis M35





Water systems

56 Aqittura M91

Sink combinations

62 Stainless steel C71

64 SilicaTec C51

Accessories & Equipment

66 Accessories

69 Equipment










S71

Minimalist design,
maximum choice

At a glance:

- Resistant to abrasive substances such as fruit acids
- Rustproof, heat resistant and hygienic
- Additional reinforcement bracket ensures tap stability
- Different sink sizes guarantees maximum flexibility
- Three installation options: surface-mounted, flush-mounted and under-mounted
- Smooth corners for easy cleaning



High quality and robust

These 1mm thick, hand-welded stainless steel sinks shine with high quality workmanship, boasting precisely manufactured edges and 10 mm corner radii. The frame on the L version is 2 mm reinforced, ensuring complete sink stability. Stainless steel is robust enough to withstand contact with corrosive substances such as fruit acid.

Stable and easy to install

All sinks are equipped with a reinforcement bracket and double the material thickness. This ensures a stable tap fixture and no sink movement.



Heat resistant

Stainless steel is unaffected by extreme temperature changes and is completely rustproof.

Surface and flush mounting



S71
S711-F450 Built-in sink 450
43301, -800

Base unit
60 cm

Installation type



S71
S715-F450 Built-in sink 450 with drainboard left
43306, -800

Base unit
60 cm

Installation type



S71
S716-F450 Built-in sink 450 with drainboard right
43331, -800

Base unit
60 cm

Installation type



S71
S711-F660 Built-in sink 660
43302, -800

Base unit
80 cm

Installation type



S71
S711-F655 Built-in sink 180/450
43309, -800

Base unit
80 cm

Installation type



S71
S711-F765 Built-in sink 370/370
43303, -800

Base unit
90 cm

Installation type



Waste fitting not included - please order waste and overflow set separately

Under-mounted, surface-mounted or flush-mounted



S71
S719-U400 Under-mount sink 400
43425, -800

Base unit
50 cm

Installation type



S71
S719-U450 Under-mount sink 450
43426, -800

Base unit
60 cm

Installation type



S71
S719-U500 Under-mount sink 500
43427, -800

Base unit
60 cm

Installation type



S71
S719-U660 Under-mount sink 660
43428, -800

Base unit
80 cm

Installation type



S71
S719-U655 Under-mount sink 180/450
43429, -800

Base unit
80 cm

Installation type



S71
S719-U765 Under-mount sink 370/370
43430, -800

Base unit
90 cm

Installation type



Waste fitting not included - please order waste and overflow set separately



S41

Numerous mounting options,
with an organic design

At a glance:

- Resistant to abrasive substances such as fruit acids
- Rustproof, heat resistant and hygienic
- Additional reinforcement bracket ensures tap stability
- Different sink sizes guarantees maximum flexibility
- Different installation options: surface, flush and reversible installation
- Smooth corners for easy cleaning

Surface and flush mounting



S41
S412-F340 Built-in sink 340/400
43334, -800

Base unit
45 cm

Installation type



S41
S4111-F340 Built-in sink 340/400 with drainboard
43340, -800

Base unit
45 cm

Installation type



S41
S4113-F340 Built-in sink 340/400 with drainboard
43337, -800

Base unit
45 cm

Installation type



S41
S412-F400 Built-in sink 400/400
43335, -800

Base unit
50 cm

Installation type



S41
S4111-F400 Built-in sink 400/400 with drainboard
43341, -800

Base unit
50 cm

Installation type



S41
S4113-F400 Built-in sink 400/400 with drainboard
43338, -800

Base unit
50 cm

Installation type



S41
S412-F500 Built-in sink 500/400
43336, -800

Base unit
60 cm

Installation type



S41
S4111-F540 Built-in sink 340/150/400 with drainboard
43342, -800

Base unit
60 cm

Installation type



S41
S4113-F540 Built-in sink 340/150/400 with drainboard
43339, -800

Base unit
60 cm

Installation type





S51

Natural perfection

At a glance:

- Resistant to abrasive substances such as fruit acids
- Heat resistant and hygienic
- Colour is resistant to food stains
- SilicaTec is made up of quartz particles, which offer impact, fracture and scratch resistance.
- The water repelling effect allows water to drain off almost residue-free.
- Thanks to different colour options, you can be even more creative in the kitchen
- Different sink sizes guarantees maximum flexibility
- Different installation options: surface- and under-mounted



Natural

Whether in graphite black, stone grey or concrete grey, the material feels tactile and natural to touch. The smooth, pore-free surface prevents water from penetrating and dirt from sticking.

Resistant


SilicaTec is made up of quartz particles, which offer impact, fracture and scratch resistance. It is unaffected by heat and won't fade in the light, ensuring the colour remains true for many years to come.



Water repelling effect

The water repelling effect allows water to drain off almost residue-free. The quality of the material also prevents food stains and other discolouration.

Surface-mounted



S51
S510-F450 Built-in sink 450
43312, -170, -290, -380

Base unit
60 cm

Installation type



S51
S514-F450 Built-in sink 450 with drainboard left
43314, -170, -290, -380

Base unit
60 cm

Installation type



S51
S5110-F450 Built-in sink 450 with drainboard right
43330, -170, -290, -380

Base unit
60 cm

Installation type



S51
S510-F660 Built-in sink 660
43313, -170, -290, -380

Base unit
80 cm

Installation type



S51
S510-F635 Built-in sink 180/450
43315, -170, -290, -380

Base unit
80 cm

Installation type



S51
S510-F770 Built-in sink 370/370
43316, -170, -290, -380


Base unit
90 cm

Installation type



Waste fitting not included - please order waste and overflow set separately

Under-installation



S51
S510-U450 Under-mount sink 450
43431, -170, -290, -380

Base unit
60 cm


Installation type



S51
S510-U660 Under-mount sink 660
43432, -170, -290, -380

Base unit
80 cm


Installation type



S51
S510-U635 Under-mount sink 180/450
43433, -170, -290, -380

Base unit
80 cm

Installation type



S51
S510-U770 Under-mount sink 370/370
43434, -170, -290, -380

Base unit
90 cm

Installation type



Waste fitting not included - please
order waste and overflow set
separately





Aquno Select M81

Perfecting your workflow
in the kitchen

Multiple awards



Find your flow

A good chef knows that it's the highest quality ingredients that make a perfect meal. We believe that begins with food preparation. That's why we have developed Aquno Select M81, for gentle food cleaning in your kitchen.

The unique design of the Aquno Select M81 kitchen tap means water flows in a new way. The flat SatinFlow stream gently cleans your food, doesn't splash and uses less water when you're washing your hands. Together with the tailor-made sieve, it perfects your kitchen workflow.



Aquno Select M81 makes everything you do at the sink easier. Three different spray types makes this a versatile kitchen all-rounder. You can focus on the cooking, while the Aquno Select M81 acts as the ultimate kitchen assistant.

At a glance:

- Tailored to the exact dimensions of the splash-free SatinFlow spray, the included multifunction sieve helps you conveniently clean and drain food, hygienically avoiding contact with the sink. The hands-free operation means you can get to work on the next step of meal prep.
- Combined with the sBox, the operating range is extended up to 76 cm
- Select technology makes using the kitchen tap easier than ever before, allowing you to turn water on or off with one click. Operate it with your elbow or even the back of your hand, and keep your taps clean when you're cooking or washing up.
- Swivel range adjustable to 60°, 110° or 150°
- Available in three surfaces: chrome, matte black and stainless steel



SatinFlow spray – gentle preparation begins with a 20 °C shower


Multitasking with the multifunction sieve: Tailored to the exact dimensions of the splash-free SatinFlow spray, the included multifunction sieve helps you conveniently clean and drain food, hygienically avoiding contact with the sink. The hands-free operation means you can get to work on the next step of meal prep.



Aquno Select M81

Single lever kitchen mixer 170,
pull-out spray, 3jet, sBox
73831, -000, -670, -800

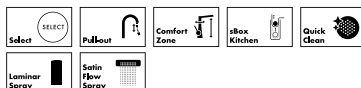
Single lever kitchen mixer 170,
pull-out spray, 3jet
73837, -000, -670, -800



Aquno Select M81

Single lever kitchen mixer 250,
pull-out spout, 2jet, sBox
73830, -000, -670, -800

Single lever kitchen mixer 250,
pull-out spout, 2jet
73836, -000, -670, -800





Metris M71

A recipe for easy operation

At a glance:

- Pull-out function provides excellent flexibility
- The sBox ensures that the hose extends quietly and smoothly from the base cabinet up to 76 cm
- The Select button lets you start and stop water flow quickly and conveniently
- Several spray types available
- ComfortZone provides plenty of space between the sink and the tap, for fewer water splashes
- Easy window opening when installed in front – simply remove it from the holder and lower it down

Multiple awards





Where ergonomics meets aesthetics

Do everything with one hand with the Metris Select M71: The spray selection button is positioned directly on the pull-out tap. It allows you to simplify your workflow: after using the lever handle, switch sprays using the switch button and start and stop the water flow by pressing the Select button on top. With Select you can control water precisely and use resources efficiently.

Convenient operation

With Select technology and a rocker lever positioned at the front edge of the sink, the kitchen tap can be conveniently operated without reaching across the flow of water. By turning the ergonomic rocker lever you can control the water temperature, while tilting it allows you to control the volume of the water flow.






Metris Select M71

2-hole single lever kitchen mixer 200,
pull-out spray, 2jet, sBox
73818, -000, -340, -670, -800

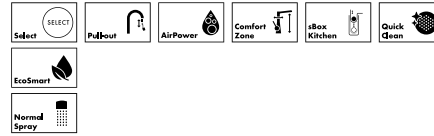
2-hole single lever kitchen mixer 200,
pull-out spray, 2jet
73819, -000, -800



Metris Select M71

2-hole single lever kitchen mixer 200,
pull-out spout, 1jet, sBox
73804, -000, -800


2-hole single lever kitchen mixer 200, Eco,
pull-out spout, 1jet, sBox
73825, -000



Metris Select M71

Single lever kitchen mixer 320,
pull-out spray, 2jet, sBox
73816, -000, -800

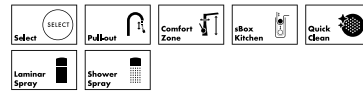
Single lever kitchen mixer 320,
pull-out spray, 2jet
73820, -000, -800



Metris Select M71

Single lever kitchen mixer 240,
pull-out spray, 2jet, sBox
73817, -000, -800

Single lever kitchen mixer 240,
pull-out spray, 2jet
73822, -000, -800




Metris Select M71

Single lever kitchen mixer 320,
pull-out spout, 1jet, sBox
73803, -000, -800

Single lever kitchen mixer 320, Eco,
pull-out spout, 1jet, sBox
73807, -000

Single lever kitchen mixer 320,
pull-out spout, 1jet
14884, -000, -800

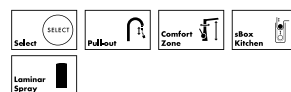
Single lever kitchen mixer 320, Eco,
pull-out spout, 1jet
14786, -000




Metris Select M71

Single lever kitchen mixer 240,
pull-out spout, 1jet, sBox
73802, -000, -800

Single lever kitchen mixer 240,
pull-out spout, 1jet
14857, -000, -800

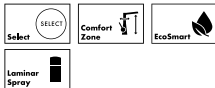




Metris Select M71

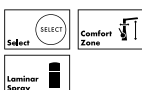
Single lever kitchen mixer 320, 1jet
14883, -000, -800

Single lever kitchen mixer 320, Eco, 1jet
14785, -000



Metris Select M71

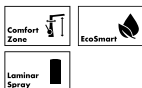
Single lever kitchen mixer 260, 1jet
14847, -000, -800



Metris M71

Single lever kitchen mixer 320, 1jet
14822, -000, -800

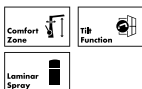
Single lever kitchen mixer 320, Eco, 1jet
14782, -000



Metris M71

Single lever kitchen mixer 320,
installation in front of a window, 1jet
14823, -000

Single lever kitchen mixer 320,
device shut-off valve, 1jet (not shown)
14888, -000





Metris M71

Single lever kitchen mixer 320,
pull-out spout, 1jet, sBox
73812, -000, -800

Single lever kitchen mixer 320, Eco,
pull-out spout, 1jet, sBox
73828, -000

Single lever kitchen mixer 320,
pull-out spout, 1jet
14821, -000, -800

Single lever kitchen mixer 320, Eco,
pull-out spout, 1jet
14781, -000




Metris M71

Single lever kitchen mixer 320,
pull-out spray, 2jet, sBox
73801, -000, -800

Single lever kitchen mixer 320, Eco,
pull-out spray, 2jet, sBox
73824, -000

Single lever kitchen mixer 320,
pull-out spray, 2jet
14820, -000, -800

Single lever kitchen mixer 320, Eco,
pull-out spray, 2jet
14780, -000

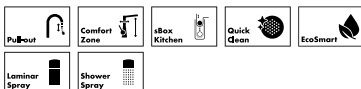


Metris M71

Single lever kitchen mixer 220,
pull-out spray, 2jet, sBox
73800, -000, -800

Single lever kitchen mixer 220, Eco,
pull-out spray, 2jet, sBox
73823, -000

Single lever kitchen mixer 220,
pull-out spray, 2jet
14834, -000, -800





Talis M51

An all-rounder for
the modern kitchen

At a glance:

- The Select button lets you start and stop water flow quickly and conveniently
- Pull-out function provides excellent flexibility
- The sBox ensures that the hose extends quietly and smoothly from the base cabinet up to 76 cm
- Several spray types available
- ComfortZone provides plenty of space between the sink and the tap, for fewer water splashes



ComfortZone

Whether high, swivelling or extendable – with ComfortZone you have more freedom of movement and space. The ability to swivel the spout is especially practical, making switching between different sinks or washing different items easier than ever.

Extends the operating range

A pull-out tap that makes it easy to switch between two spray types. The hose is protected from damage, because it is secured in the sBox. With the Select button, the water can be turned on and off at the touch of a button. The handle remains fixed, maintaining water volume and temperature.






Talis Select M51

Single lever kitchen mixer 300,
pull-out spray, 2jet, sBox
73867, -000, -800


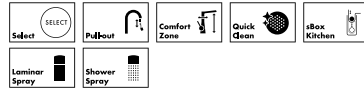
Single lever kitchen mixer 300,
pull-out spray, 2jet
72823, -000, -800



Talis Select M51

Single lever kitchen mixer 220,
pull-out spray, 2jet, sBox
73868, -000, -800

Single lever kitchen mixer 220,
pull-out spray, 2jet
72824, -000, -800

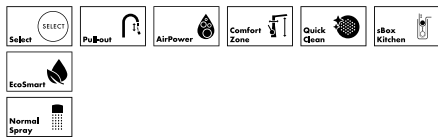


Talis Select M51

Single lever kitchen mixer 300,
pull-out spout, 1jet, sBox
73853, -000, -800

Single lever kitchen mixer 300,
pull-out spout, 1jet
72821, -000, -800


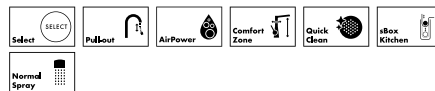
Single lever kitchen mixer 300, Eco,
pull-out spout, 1jet
72826, -000



Talis Select M51

Single lever kitchen mixer 220,
pull-out spout, 1jet, sBox
73852, -000, -800

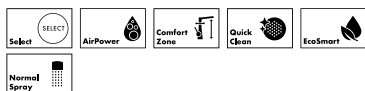
Single lever kitchen mixer 220,
pull-out spout, 1jet
72822, -000, -800



Talis Select M51

Single lever kitchen mixer 300, 1jet
72820, -000, -800

Single lever kitchen mixer 300, Eco, 1jet
72825, -000





Talis M51

Single lever kitchen mixer 200,
pull-out spray, 2jet, sBox
73851, -000, -800

Single lever kitchen mixer 200, Eco,
pull-out spray, 2jet, sBox
73876, -000

Single lever kitchen mixer 200,
pull-out spray, 2jet
72813, -000, -800

Single lever kitchen mixer 200, Eco,
pull-out spray, 2jet
72817, -000



Talis M51

Single lever kitchen mixer 160,
pull-out spray, 2jet, sBox
73850, -000, -800

Single lever kitchen mixer 160,
pull-out spray, 2jet
72815, -000, -800




Talis M51

Single lever kitchen mixer 260, 1jet
72810, -000, -800

Single lever kitchen mixer 260, Eco, 1jet
72816, -000

Single lever kitchen mixer 260,
LowPressure/vented hot water cylinders, 1jet
72812, -000



Talis M51

Single lever kitchen mixer 220, 1jet
72814, -000, -800

Single lever kitchen mixer 220,
device shut-off valve, 1jet (not shown)
72811, -000






Talis M52

Dynamic and elegant

At a glance:

- Pull-out function provides excellent flexibility
- The sBox ensures that the hose extends quietly and smoothly from the base cabinet up to 76 cm
- Several spray types available
- AirPower mixes air into the water for a soft and splash-free water spray





Talis M52

Single lever kitchen mixer 170,
pull-out spray, 2jet, sBox
73860, -000, -800

Single lever kitchen mixer 170,
pull-out spray, 2jet
32841, -000

Single lever kitchen mixer 170, Eco,
pull-out spray, 2jet
32845, -000


Single lever kitchen mixer 170,
LowPressure/vented hot water cylinders,
pull-out spray, 2jet
32842, -000



Talis M52

Single lever kitchen mixer 170, 1jet
32851, -000

Single lever kitchen mixer 170, Eco, 1jet
32857, -000







Talis M54

Design and functionality
for your kitchen

Multiple awards



GUT (2,1)

21 MAY 2021



Where minimalism meets attention to detail

Make the perfect kitchen the hallmark of your home. Talis M54 is our flexible design solution for every kitchen shape. Fall in love with the slim tap body in chrome, stainless steel or matte black, and select the right fit for your kitchen – whether you have a large island or compact space with wall units.

The Talis M54 with a round arch is the perfect choice for cooking islands with a sink. Its slim silhouette blends seamlessly into the body, making it an eye-catching addition to the modern eat-in kitchen. You can choose between a pull-out tap and sBox, for even more flexibility, or a swivelling tap. The latter has an adjustable stop, which prevents it from being accidentally unscrewed from the sink area.


The Talis M54 with a U-shaped tap is the perfect solution for kitchens with or without wall cabinets above the sink. With its flexible U-shape and discretely integrated spray former, it's a unique and practical design solution.

For kitchens with wall cabinets above the sink, we have developed the Talis M54 with an L-shape tap. This compact and ergonomic system makes the best use of the space available. The option with the horizontal pull-out tap goes even further to maximise the space, while a gradual adjustable swivel rotation can be adapted to your sink, to prevent it from swivelling too far. The sBox is also available to fit the L-shape design.



At a glance:

- Pull-out function provides excellent flexibility
- The sBox ensures that the hose extends quietly and smoothly from the base cabinet up to 76 cm
- Thanks to different colour options, you can be even more creative in the kitchen
- Several spray types available
- ComfortZone provides plenty of space between the sink and the tap, for fewer water splashes


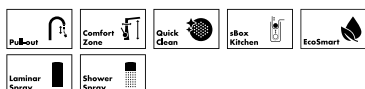


Talis M54

Single lever kitchen mixer 210, pull-out spray, 2jet, sBox # 72801, -000, -670, -800

Single lever kitchen mixer 210, pull-out spray, 2jet # 72800, -000, -670, -800


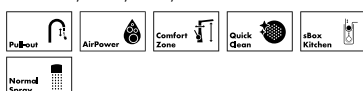
Single lever kitchen mixer 210, Eco, pull-out spray, 2jet # 72842, -000, -670



Talis M54

Single lever kitchen mixer 210, pull-out spout, 1jet, sBox # 72803, -000, -670, -800

Single lever kitchen mixer 210, pull-out spout, 1jet # 72802, -000, -670, -800


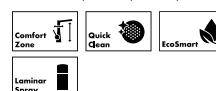


Talis M54

Single lever kitchen mixer 220, 1jet # 72804, -000, -670, -800

Single lever kitchen mixer 220, Eco, 1jet # 72843, -000, -670

Single lever kitchen mixer 220, device shut-off valve, 1jet (not shown) # 72805, -000, -670, -800




Talis M54

Single lever kitchen mixer U 220, 1jet # 72806, -000, -670, -800

Single lever kitchen mixer U 220, Eco, 1jet # 72844, -000, -670

Single lever kitchen mixer U 220, device shut-off valve, 1jet (not shown) # 72807, -000, -670, -800





Talis M54

Single lever kitchen mixer 270, pull-out spout, 1jet, sBox # 72809, -000, -670, -800

Single lever kitchen mixer 270, pull-out spout, 1jet # 72808, -000, -670, -800

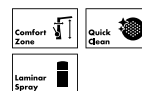
Single lever kitchen mixer 270, Eco, pull-out spout, 1jet # 72845, -000, -670



Talis M54

Single lever kitchen mixer 270, 1jet # 72840, -000, -670, -800

Single lever kitchen mixer 270, device shut-off valve, 1jet (not shown) # 72827, -000, -670, -800





Focus M41


More freedom of movement
when cooking and washing up

At a glance:

- Pull-out function provides excellent flexibility
- The sBox ensures that the hose extends quietly and smoothly from the base cabinet up to 76 cm
- Several spray types available
- ComfortZone provides plenty of space between the sink and the tap, for fewer water splashes


Multiple awards







Focus M41

Single lever kitchen mixer 240, pull-out spray, 2jet, sBox # 73880, -000, -800
 Single lever kitchen mixer 240, Eco, pull-out spray, 2jet, sBox # 73895, -000
 Single lever kitchen mixer 240, pull-out spray, 2jet # 31815, -000, -670, -800
 Single lever kitchen mixer 240, Eco, pull-out spray, 2jet # 31833, -000




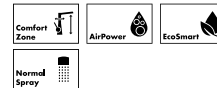
Focus M41

Single lever kitchen mixer 260, 1jet # 31820, -000, -670, -800
 Single lever kitchen mixer 260, Eco, 1jet # 31821, -000, -800
 Single lever kitchen mixer 260, LowPressure/vented hot water cylinders, 1jet # 31822, -000
 Single lever kitchen mixer 260, device shut-off valve, 1jet (not shown) # 31823, -000




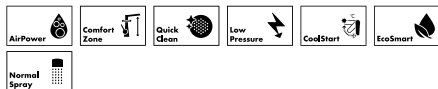
Focus M41

Single lever kitchen mixer 280, 1jet # 31817, -000, -670, -800
 Single lever kitchen mixer 280, Eco, 1jet # 31827, -000



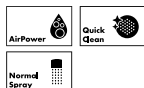
Focus M41

Single lever kitchen mixer 160, 1jet # 31806, -000, -800
 Single lever kitchen mixer 160, Eco, 1jet # 31826, -000
 Single lever kitchen mixer 160, CoolStart, EcoSmart, 1jet # 31816, -000
 Single lever kitchen mixer 160, LowPressure/vented hot water cylinders, 1jet # 31804, -000
 Single lever kitchen mixer 200, device shut-off valve, 1jet (not shown) # 31803, -000



Focus M41

Single lever kitchen mixer, wall-mounted lowspout, 1jet # 31825, -000





Focus M42

Flexibility for the modern kitchen

At a glance:



- Pull-out function provides excellent flexibility
- The sBox ensures that the hose extends quietly and smoothly from the base cabinet up to 76 cm
- Several spray types available
- ComfortZone provides plenty of space between the sink and the tap, for fewer water splashes
- Easy window opening when installed in front – simply remove it from the holder and lower it down



Focus M42

Single lever kitchen mixer 220, pull-out spray, 2jet, sBox # 71820, -000, -800

Single lever kitchen mixer 220, pull-out spray, 2jet # 71800, -000, -800





Focus M42

Single lever kitchen mixer 180, pull-out spray, 2jet, sBox # 71821, -000, -800

Single lever kitchen mixer 180, pull-out spray, 2jet # 71801, -000, -800

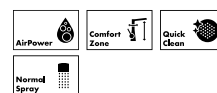
Single lever kitchen mixer 180, Eco, pull-out spray, 2jet # 71862, -000



Focus M42

Single lever kitchen mixer 220, 1jet # 71802, -000, -800

Single lever kitchen mixer 220, device shut-off valve, 1jet (not shown) # 71803, -000



Focus M42

Single lever kitchen mixer 120, 1jet # 71806, -000, -800

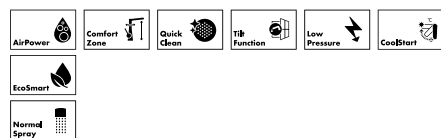
Single lever kitchen mixer 120, CoolStart, EcoSmart, 1jet # 71805, -000

Single lever kitchen mixer 120, CoolStart, Eco, 1jet # 71864, -000

Single lever kitchen mixer 120, LowPressure/vented hot water cylinders, 1jet # 71804, -000

Single lever kitchen mixer 120, installation in front of a window, 1jet (not shown) # 71807, -000

Single lever kitchen mixer 180, device shut-off valve, 1jet (not shown) # 71813, -000


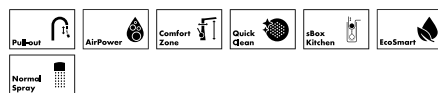


Focus M42

Single lever kitchen mixer 150, pull-out spout, 1jet, sBox # 71829, -000, -800

Single lever kitchen mixer 150, pull-out spout, 1jet # 71814, -000, -800

Single lever kitchen mixer 150, Eco, pull-out spout, 1jet # 71865, -000

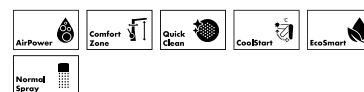


Focus M42


Single lever kitchen mixer 100, 1jet # 71808, -000, -800

Single lever kitchen mixer 100, CoolStart, EcoSmart, 1jet # 71809, -000

Single lever kitchen mixer 100, CoolStart, Eco, 1jet # 71866, -000







Zesis M33

For a balanced life

All-round talent

Zesis M33 kitchen taps are full of practical details. They can be swivelled and extended up to 76 cm, while variants with a high water flow can help your workflow. But that's not all: the Zesis M33 with pull-out spray removes dirt from your ingredients in a flash. You can choose between three finishes: chrome, stainless steel and matte black, so you can choose what will best complement your kitchen.



At a glance:


- Pull-out function provides excellent flexibility
- Thanks to different colour options, you can be even more creative in the kitchen
- Several spray types available
- ComfortZone provides plenty of space between the sink and the tap, for fewer water splashes
- Installation with the sBox lite ensures safe hose routing and keeps things neat under the sink.
- Easy window opening when installed in front – simply remove it from the holder and lower it down



Zesis M33

Single lever kitchen mixer, 160, pull-out spray, 2jet, sBox lite # 74804, -000, -670, -800

Single lever kitchen mixer 160, pull-out spray, 2jet # 74801, -000, -670, -800




Zesis M33

Single lever kitchen mixer 150, pull-out spray, 2jet, sBox lite # 74803, -000, -670, -800

Single lever kitchen mixer 150, pull-out spray, 2jet # 74800, -000, -670, -800

Single lever kitchen mixer 150, Eco, pull-out spray, 2jet # 74810, -000



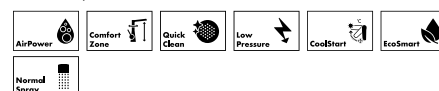
Zesis M33

Single lever kitchen mixer 150, 1jet # 74802, -000, -670, -800

Single lever kitchen mixer 150, Eco, 1jet # 74811, -000

Single lever kitchen mixer 150, CoolStart, EcoSmart, 1jet # 74813, -000

Single lever kitchen mixer 150, LowPressure/vented hot water cylinders, 1jet # 74806, -000



Zesis M33

Single lever kitchen mixer 160, installation in front of a window, 1jet # 74805, -000

Single lever kitchen mixer 200, device shut-off valve, 1jet (not shown) # 74808, -000

Single lever kitchen mixer 200, device shut-off valve, CoolStart, 1jet (not shown) # 74807, -000





Logis M31

Top quality at an attractive price

At a glance:

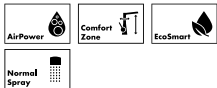
- ComfortZone provides plenty of space between the sink and the tap, for fewer water splashes
- AirPower mixes air into the water for a soft and splash-free water spray
- Easy window opening when installed in front – simply remove it from the holder and lower it down



Logis M31

Single lever kitchen mixer 260, 1jet
71835, -000

Single lever kitchen mixer 260, Eco, 1jet
71861, -000



Logis M31

2-handle kitchen mixer 220, 1jet
71280, -000



Logis M31


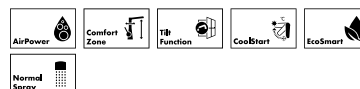
Single lever kitchen mixer 160, 1jet
71832, -000

Single lever kitchen mixer 160, Eco, 1jet
71860, -000

Single lever kitchen mixer 160,
CoolStart, EcoSmart, 1jet
71839, -000

Single lever kitchen mixer 160,
installation in front of a window, 1jet (not shown)
71833, -000

Single lever kitchen mixer 220,
device shut-off valve, 1jet (not shown)
71834, -000


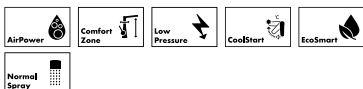


Logis M31

Single lever kitchen mixer 120, 1jet
71830, -000

Single lever kitchen mixer 120,
CoolStart, EcoSmart, 1jet
71837, -000

Single lever kitchen mixer 120,
LowPressure/vented hot water cylinders, 1jet
71831, -000



Logis M31

Single lever kitchen mixer,
wall-mounted lowspout, 1jet
71836, -000





Logis M32

Classic design,
modern performance

At a glance:

- ComfortZone provides plenty of space between the sink and the tap, for fewer water splashes
- AirPower mixes air into the water for a soft and splash-free water spray



Logis M32
 2-handle kitchen mixer 220, 1jet
 # 71285, -000
 2-handle kitchen mixer 220, Eco, 1jet
 # 71283, -000



Logis M32
 2-handle kitchen mixer,
 wall-mounted, highspout, 1jet
 # 71286, -000
 2-handle kitchen mixer, Eco,
 wall-mounted highspout, 1jet
 # 71284, -000



Logis M32
 2-handle kitchen mixer,
 wall-mounted lowspout, 1jet
 # 71287, -000





Vernis M35

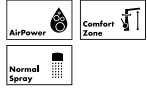
Modern design,
suitable for every kitchen

At a glance:


- ComfortZone provides plenty of space between the sink and the tap, for fewer water splashes
- AirPower mixes air into the water for a soft and splash-free water spray

**Vernis Shape M35**

Single lever kitchen mixer 210
with swivel spout
71871, -000, -670

**Vernis Blend M35**

Single lever kitchen mixer 210
with swivel spout
71870, -000, -670





Aqittura M91

For the perfect flow in life

At a glance:

- Personalised: Water for every taste with WaterRefinement Plus
- Convenient: The finest drinking water now comes from the tap. No carrying or storing water bottles
- Adaptable: Mineralising filters (Harmony, Life, Sport), filters without mineralisation (activated carbon filter) or for areas with hard water (ion exchanger with activated carbon filter)
- Variety: fizzy, medium and still water; chilled between 4 and 12°C
- Safe: two outlets for untreated and treated water
- Sustainable: Plastic waste is reduced by not using or transporting plastic bottles. Instead it uses a reusable CO₂ bottle.

Water for every taste

With hansgrohe, you can now choose to **filter, mineralise, cool** or **carbonate** your tap water. The Aqittura M91 tap comes in two different versions - round and square - as well as with different functions.

Our unique mineralisation and filter technology, MINTEC[®], actively enriches water with minerals while reducing harmful additives. You can also add carbonic acid to the water. This means you no longer have to buy, carry and store water bottles in your home.

A renewed focus on sustainability means many households are now choosing to reduce plastic use wherever possible. Water that no longer needs to be packaged in bottles and transported to your home significantly reduces the CO₂ footprint. Even the CO₂ bottle of the Aqittura M91 is recyclable, further reducing your household's footprint.





A healthy balance is a natural balance

With this innovative water treatment solution, hansgrohe is set to change the way you enjoy water in your home. Aqittura M91 removes impurities, odours and contaminants from tap water, making it even safer and pleasant to drink. Important minerals can even be added for greater well-being. Still, medium or sparkling? Room temperature or extra cold? Tailor your water to your exact requirements. Aqittura M91 contributes towards a healthy and sustainable lifestyle.


What kind of water do you like? Further information on the MINTEC® filter and mineralisation technology can be found at hansgrohe.com/AqitturaM91



Control under the sink – SodaBase

All data can be read on the SodaBase in the base cabinet. Smart living fans can also control the Aqittura M91 system digitally, performing functions such as activating holiday mode from their phone. Push notifications will be sent via the hansgrohe home app if the filter or CO₂ bottle needs changing, or cleaning is needed.

The **hansgrohe home** app is available free of charge



A better drinking experience

Thanks to Select Digital, you can choose between still, medium or sparkling water: Simply press the control button to select how you want to enjoy your filtered and/or mineralised water. The fittings have two separate supplies for treated and untreated tap water, allowing you to operate the latter as usual using the lever handle.



Innovating for comfort

The innovative sBox keeps things neat in the kitchen. The hose slides cleanly, smoothly and quietly back into the sBox, which is inconspicuously installed under the sink. It extends the operating range up to 76 cm. The sBox and SodaBase fit into all common base cabinets with a width of 40 cm.

The SodaBase has a built-in universal thread connection, so that most common CO₂ bottles can be connected. hansgrohe provides an initial cartridge, which can then be exchanged at many supermarkets without the need to pay a deposit.

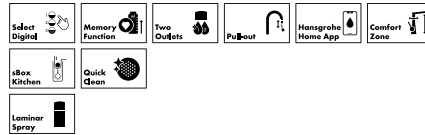


SodaSystem

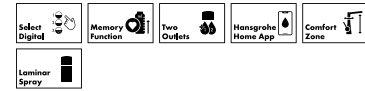
The kitchen tap that can **filter, mineralise** and **carbonate**. Availability in second half of 2022.



Aqittura M91
SodaSystem 210, pull-out spout, 1jet, sBox
76806, -000, -670, -800



Aqittura M91
SodaSystem 240, 1jet
76810, -000, -670, -800



Universal thread connection to allow common CO₂ bottles to be connected as required.

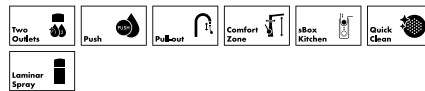
FilterSystem

The kitchen tap that can **filter** and **mineralise**.




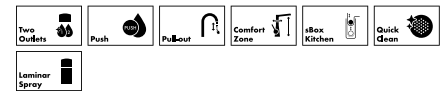
Aqittura M91
FilterSystem 210, pull-out spout, 1jet, sBox, starter set
76800, -000, -670, -800

FilterSystem 210, pull-out spout, 1jet, starter set
76801, -000, -670, -800


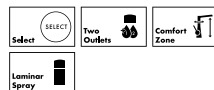


Aqittura M91
FilterSystem 210, pull-out spout, 1jet, sBox
76826, -000, -670, -800

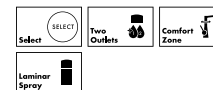
FilterSystem 210, pull-out spout, 1jet
76803, -000, -670, -800



Aqittura M91
FilterSystem 240, 1jet, starter set
76802, -000, -670, -800



Aqittura M91
FilterSystem 240, 1jet
76804, -000, -670, -800





Filter active carbon
76814000

Do you find your tap water doesn't taste good, perhaps because of contaminants in the water?

- Taste optimisation
- Removal of contaminants
- Ingredients: activated carbon
- Capacity approx. 4000 litres
- Recommended lifespan 12 months
- Can be used regardless of water hardness



Filter ion exchanger and active carbon
76815000

Do you live in a hard water area, or you'd like to filter your water?

- Limescale protection
- Taste optimisation
- Removal of contaminants
- Ingredients: activated carbon with ion exchange
- Capacity approx. 800 litres
- Recommended lifespan 12 months
- Recommended for water hardness of 15 °dH and above



Filter ion exchanger Pro and active carbon
76827000

Do you live in a hard water area, or you'd like to filter your water?

- Limescale protection
- Taste optimisation
- Removal of contaminants
- Ingredients: activated carbon with ion exchange
- Capacity approx. 1100 litres
- Recommended lifespan 12 months
- Recommended for water hardness of 15 °dH and above



Mineralisation and filter Harmony
76828000

Optimise your mineral balance for a healthier lifestyle

- Taste optimisation
- Removal of contaminants
- Ingredients: magnesium, potassium, activated carbon
- Capacity approx. 300 litres
- Recommended lifespan 6 months
- Can be used regardless of water hardness



Mineralisation and filter Life
76829000

Do you live in an area with soft water and want to improve your mineral balance?

- Enrich water that is low in mineral content
- Taste optimisation
- Removal of contaminants
- Ingredients: magnesium, calcium, potassium, activated carbon
- Capacity approx. 300 litres
- Recommended lifespan 6 months
- Recommended for water hardness of <10 °dH and above



Mineralisation and filter Sport
76830000

Would you like to perform at your sporting best, improving your mineral balance?

- Taste optimisation
- Removal of contaminants
- Ingredients: magnesium, sodium, potassium, activated carbon
- Capacity approx. 300 litres
- Recommended lifespan 6 months
- Can be used regardless of water hardness



C71

Perfect interaction
for more comfort

At a glance:

- The C71 sink combi unit provides a long lasting and innovative all-in-one solution to redefine how you work in your kitchen.
- The sBox ensures that the hose extends quietly and smoothly from the base cabinet up to 76cm
- The Select button lets you start and stop water flow quickly and conveniently
- Resistant to abrasive substances such as fruit acids
- Rustproof, heat resistant and hygienic
- Additional reinforcement bracket ensures tap stability
- A range of sink sizes ensure maximum flexibility
- Different installation options: surface-mounted and flush-mounted

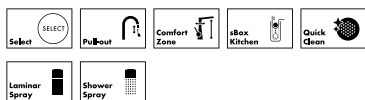
Multiple awards



reddot award 2017
best of the best



C71
C71-F450-06 Sink combi 450 Select
43201, -000, -800



Base unit
60 cm

Installation type
Top Mounted Flush Mounted



C71
C71-F450-07 Sink combi 450 Select
with drainboard left
43205, -000, -800

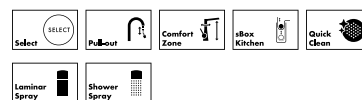


Base unit
60 cm

Installation type
Top Mounted Flush Mounted



C71
C71-F450-12 Sink combi 450 Select
with drainboard right
43230, -000, -800



Base unit
60 cm

Installation type
Top Mounted Flush Mounted



C71
C71-F660-08 Sink combi 660 Select
43202, -000, -800



Base unit
80 cm

Installation type
Top Mounted Flush Mounted



C71
C71-F655-09 Sink combi 180/450 Select
43206, -000, -800

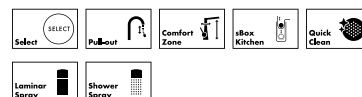


Base unit
80 cm

Installation type
Top Mounted Flush Mounted



C71
C71-F765-10 Sink combi 370/370 Select
43203, -000, -800



Base unit
90 cm

Installation type
Top Mounted Flush Mounted



C51

An innovative combination

At a glance:

- Complete kitchen harmony: The award-winning design of the C51 combi-sink feels and looks beautifully organic.
- The sBox ensures that the hose extends quietly and smoothly from the base cabinet up to 76cm
- The Select button lets you start and stop water flow quickly and conveniently
- Resistant to abrasive substances such as fruit acids
- Heat resistant and hygienic
- Colour is resistant to food stains
- SilicaTec is made up of quartz particles, which offer impact, fracture and scratch resistance.
- The water repelling effect allows water to drain off almost residue-free.
- A range of sink sizes ensure maximum flexibility

Multiple awards





C51
C51-F450-06 Sink combi 450 Select
43217, -000



Base unit
60 cm

Installation type
Top Mounted



C51
C51-F450-08 Sink combi 450 Select
with drainboard left
43219, -000

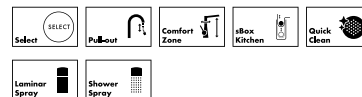


Base unit
60 cm

Installation type
Top Mounted



C51
C51-F450-12 Sink combi 450 Select
with drainboard right
43228, -000



Base unit
60 cm

Installation type
Top Mounted



C51
C51-F660-07 Sink combi 660 Select
43218, -000



Base unit
80 cm

Installation type
Top Mounted



C51
C51-F635-09 Sink combi 180/450 Select
43220, -000

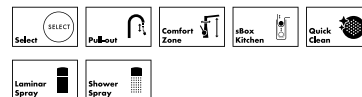


Base unit
80 cm

Installation type
Top Mounted



C51
C51-F770-10 Sink combi 370/370 Select
43221, -000



Base unit
90 cm

Installation type
Top Mounted



Accessories & Equipment

At a glance:

- Make your daily tasks more efficient with the right accessories
- The elegant design perfectly complements the hansgrohe range
- Maximum functionality, for a more comfortable workflow
- Tailor-made accessories for hansgrohe sinks
- Ideal for working in and outside of the sink
- Perfect for cleaning



Multifunction sieve

Multitasking in the kitchen is made easier thanks to the multifunction sieve, designed to move smoothly along the S51 and S71 sinks and those with a depth of 400-406 mm. Its use with undermounted sinks depends on the installation.

Chopping board

The solid oak or walnut chopping board features a guide edge that allows you to slide it along hansgrohe sinks.



Dishwashing liquid/ lotion dispenser

This practical dispenser is available in three different designs and two different finishes, ensuring it coordinates perfectly with any hansgrohe kitchen tap.


Mobile draining board

When placed on the edge of the sink, the mobile draining board drains water quickly and efficiently towards the sink. After use, dishcloths can be hung on the plastic frame to dry. This two-part accessory, made of a stainless steel sheet and plastic frame, is dishwasher-safe and can be conveniently stowed away when not required.




SoftStart spray shaper


The slow-opening aerator in the SoftStart spray shaper gradually increases water volume, for a smoother start to water flow. This reduces splashing, especially in kitchen taps with a high spout.



A71 Soap-/lotion dispenser
40468, -000, -670, -800



A51 Soap-/lotion dispenser
40448, -000, -670, -800



A41 Soap-/lotion dispenser
40438, -000, -340, -670, -800




F15 Cutting board walnut
40960000




F16 Cutting board oak
40961000




F14 Multifunctional strainer
40963000



F17 Mobile drainboard
40962, -800



F13 spray former SoftStart M24x1 chrome
92517, -000, -800



F21 Shut-off valve for concealed installation
72841, -000, -670, -800



A11 turning handle for eccentric operation
40953, -670, -800



A10 drain cover
40952, -800



F12 compensating element for sBox
43333000

Technologies



Simply regulates the water flow at the touch of a button: a convenient way to turn the shower on and off or switch between spray modes.



Still, medium or sparkling at the push of a button.



Filtered or mineralised water at the push of a button.



Defines the height, side clearance and – with the pull-out function – the length of the space around the mixer.



The hose extends quietly and smoothly from the base cabinet by up to 76 cm.



Wipe limescale deposits away easily by rubbing your finger over the flexible silicone nubs.



Reduces the flow rate to save water and energy. For long-lasting pleasure.



Combines water with a generous amount of air. For a soft, splashfree water spray and rich, full shower drops.



Cold water starts to flow when it is opened in the basic setting. You consume hot water only when you need it.



The pull-out spray or the pull-out spout extends your working area at the sink.



The kitchen tap can be quickly removed from its holder and lowered so you can easily open the window inwards.



Low pressure fitting for cold water pipe with boiler/heat storage.



Separate water supply for treated and untreated water.



Use a preset volume by double-clicking.



Control your kitchen tap with the hansgrohe Home app.

Spray modes



Crystal clear and economical, without added air. Ideal for quickly filling large containers, and preventing splashing.



Ventilated jet thanks to AirPower technology. Fuller, lighter and softer droplets for a truly unique water spray.



Economical and cleansing. Also perfect for fast spraying at the sink.



The soft, flat spray is splash-free, making it highly efficient at saving water.

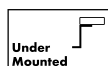
Sink installation options



Surface-mounted installation: The sink is inserted from above into a cut-out in the worktop.



Flush-mounted installation: The sink is installed flush with the worktop to create a smooth transition between worktop and sink.



Under-mounted installation: The sink is mounted below the cut-out and is therefore almost invisible, making the kitchen look more spacious.

Sink surfaces

When specifying the surface, each order number (#) has 8 digits, for example 28500, -000 = chrome



-170
Graphite black



-290
Stone grey



-380
Concrete grey



-800
Stainless steel



-000
Chrome



-340
Brushed Black
Chrome



-670
Matt Black



-800
Stainless Steel

Kitchen tap finishes



Would you like to find out more? Simply register online to be the first to be informed about hansgrohe news and product launches. We look forward to meeting you!



hansgrohe.com
hansgrohe.com/register



Discover hansgrohe online and on social media

All products are subject to availability. Availability may be temporarily affected by due to material shortages, supply chain disruptions or other events of force majeure. Please contact us for further details.

Headquarters

Hansgrohe SE · P.O. Box 1145 · D-77757 Schiltach
Tel. +49 7836 51-0 · Fax +49 7836 51-1300
info@hansgrohe.com · hansgrohe-int.com

Australia

Hansgrohe Pty Ltd · Unit 4 / 71 Victoria Crescent
Abbotsford · VIC 3067 · Australia
Tel. +61 03 8319 5753 · info@hansgrohe.com.au · hansgrohe.com.au

Baltics

Hansgrohe Eesti · Mäealuse 2/1 · 12618 Tallinn
Tel. +372 6826829 · info@hansgrohe.ee · hansgrohe.ee

Middle America & Caribbean

Hansgrohe SE · Regional Office · Obarrio Calle 58
PH Office One · No. 803 · República de Panamá
Tel. + 507 263 1343 · Fax +507 263-1341
marketing.cca@hansgrohe.com · www.hansgrohe-la.com

United Kingdom

Hansgrohe · Unit D1 · Sandown Park Trading Estate
Royal Mills · Esher · Surrey · KT10 8BL
Tel. +44 1372 472001 · Fax +44 1372 470670
enquiries@hansgrohe.co.uk · hansgrohe.co.uk · pro.hansgrohe.co.uk

